

Assemblea Ordinaria del 14 maggio 2019

ESITO VOTAZIONE

ALL N°  
REGISTRO 23554



Oggetto : Autorizzazione all'acquisto di azioni proprie; deliberazioni inerenti e conseguenti.

**Hanno partecipato alla votazione:**

-n° 3.236 azionisti,  
portatori di n° 2.340.744.938 azioni ordinarie, tutte ammesse al voto,  
pari al 64,409069% del capitale sociale.

**Hanno votato:**

	Voti	% su Azioni Ordinarie che hanno espresso il voto
Favorevoli	2.321.212.101	99,165529
Contrari	19.504.608	0,833265
SubTotale	2.340.716.709	99,998794
Astenuti	28.229	0,001206
Totale	2.340.744.938	100,000000

## LISTA ESITO DELLE VOTAZIONI

Oggetto: Autorizzazione all'acquisto di azioni proprie; deliberazioni inerenti e conseguenti.  
FAVOREVOLI

Badge	Regione Sociale	Proprio	Delega	Totale
6063	FINELLI DOMETICO	8.630	0	8.630
6235	CAVALLARI ANNA CLARA	0	0	0
DE*	CASSA DEPOSITI E PRESTITI S.P.A.	0	0	0
6337	PREZIOSO GIUSEPPE	0	936.179.478	936.179.478
6490	DEL GIUDICE MATTEO	355	0	355
DE*	KC RENTE	1	0	1
DE*	PAWL EQUITY FUND AHEAD WEALTH SOLUTIONS AG	0	22.875	22.875
DE*	SIEMENS BSAV BALANCED	0	2.850	2.850
DE*	SIEMENS DC BALANCED	0	4.373	4.373
DE*	SIEMENS-FONDS SIEMENS-RENTE	0	7.721	7.721
DE*	SIEMENS-FONDS SPT FM	0	474.982	474.982
6535	DI STEFANO STEFANO	0	11.940	11.940
DE*	MINISTERO DELL'ECONOMIA E DELLE FINANZE	0	0	0
6576	SANTOMAURO EDELE	0	157.562.137	157.562.137
DE*	CASSA NAZ. DI PREVIDENZA E ASSISTENZA A FAV. DEI FACIONIERI E PERITI COMMERCIALI	0	0	0
658D	TREVISAN DARIO	0	971.965	971.965
DE*	ALETTI GES PR CEO II	0	809	809
DE*	ANIMA FONDO TRADING ANIMA SGR SPA	0	251.000	251.000
DE*	ANIMA SELEZIONE GLOBALE ANIMA SGR	0	400.000	400.000
DE*	ANIMA SFORZESCO ANIMA SGR SPA	0	399.600	399.600
DE*	ANIMA SGR SPA - ANIMA VALORE GLOBALE	0	897.845	897.845
DE*	ANIMA SGR SPA - ANIMA VISCONTEO PLUS	0	771.100	771.100
DE*	ANIMA SGR SPA ANIMA CRESITFA ITALIA	0	352.000	352.000
DE*	ANIMA SGR SPA ANIMA MAGELLANO	0	687.968	687.968
DE*	ANIMA SGR- ANIMA GEO ITALIA	0	345.640	345.640
DE*	ANIMA SGR- ANIMA ITALIA	0	1.186.000	1.186.000
DE*	ANIMA VISCONTEO ANIMA SGR SPA	0	930.000	930.000
DE*	ARCA FONDI SGR - FONDO ARCA AZIONI ITALIA	0	1.868.200	1.868.200
DE*	BANCOPOSTA AZ. INTERNAZIONALE	0	2.000.000	2.000.000
DE*	BANCOPOSTA AZIONARIO EURO	0	453.900	453.900
DE*	BANCOPOSTA MIX 1	0	330.763	330.763
DE*	BANCOPOSTA MIX 2	0	122.800	122.800
DE*	BANCOPOSTA MIX 3	0	273.600	273.600
DE*	BANCOPOSTA ORIZZONTE REDDITO/BANCOPOSTA FONDI SPA	0	332.000	332.000
DE*	BP AZION FLESSIBILE	0	25.714	25.714
DE*	EURIZON CAPITAL SGR - AZIONI AREA EURO	0	6.400	6.400
DE*	EURIZON CAPITAL SGR - AZIONI ITALIA	0	35.551	35.551
DE*	EURIZON CAPITAL SGR - CEDOLA ATTIVA TOP APRILE 2021	0	1.228.934	1.228.934
DE*	EURIZON CAPITAL SGR - CEDOLA ATTIVA TOP APRILE 2022	0	6.685	6.685
DE*	EURIZON CAPITAL SGR - CEDOLA ATTIVA TOP APRILE 2023	0	13.722	13.722
DE*	EURIZON CAPITAL SGR - CEDOLA ATTIVA TOP DICEMBRE 2020	0	11.858	11.858
DE*	EURIZON CAPITAL SGR - CEDOLA ATTIVA TOP DICEMBRE 2021	0	3.486	3.486
DE*	EURIZON CAPITAL SGR - CEDOLA ATTIVA TOP GIUGNO 2020	0	4.639	4.639
DE*	EURIZON CAPITAL SGR - CEDOLA ATTIVA TOP GIUGNO 2020	0	2.702	2.702

83942/1230

Pagina 1

19

2.972 Teste:  
9 Azionisti in delega: 2.963Azionisti in proprio:  
Azionisti in proprio:

## LISTA ESITO DELLE VOTAZIONE

Oggetto: Autorizzazione all'acquisto di azioni proprie; deliberazioni inerenti e conseguenti.

FAVOREVOLI

Badge	Ragione Sociale	Proprio	Delega	Totale
DE*	EURIZON CAPITAL SGR - CEDOLA ATTIVA TOP GIUGNO 2022	0	8.544	8.544
DE*	EURIZON CAPITAL SGR - CEDOLA ATTIVA TOP GIUGNO 2023	0	36.734	36.734
DE*	EURIZON CAPITAL SGR - CEDOLA ATTIVA TOP LUGLIO 2020	0	1.817	1.817
DE*	EURIZON CAPITAL SGR - CEDOLA ATTIVA TOP LUGLIO 2021	0	9.367	9.367
DE*	EURIZON CAPITAL SGR - CEDOLA ATTIVA TOP MAGGIO 2020	0	4.150	4.150
DE*	EURIZON CAPITAL SGR - CEDOLA ATTIVA TOP MAGGIO 2021	0	8.459	8.459
DE*	EURIZON CAPITAL SGR - CEDOLA ATTIVA TOP MAGGIO 2022	0	16.359	16.359
DE*	EURIZON CAPITAL SGR - CEDOLA ATTIVA TOP NOVEMBRE 2022	0	12.661	12.661
DE*	EURIZON CAPITAL SGR - CEDOLA ATTIVA TOP OTTOBRE 2020	0	19.710	19.710
DE*	EURIZON CAPITAL SGR - CEDOLA ATTIVA TOP OTTOBRE 2021	0	4.879	4.879
DE*	EURIZON CAPITAL SGR - CEDOLA ATTIVA TOP OTTOBRE 2022	0	4.151	4.151
DE*	EURIZON CAPITAL SGR - CEDOLA ATTIVA TOP OTTOBRE 2023	0	9.023	9.023
DE*	EURIZON CAPITAL SGR - DEFENSIVE TOP SELECTION DIC 2023	0	65.252	65.252
DE*	EURIZON CAPITAL SGR - DEFENSIVE TOP SELECTION LUGLIO 2023	0	2.803	2.803
DE*	EURIZON CAPITAL SGR - DEFENSIVE TOP SELECTION MARZO 2024	0	11.597	11.597
DE*	EURIZON CAPITAL SGR - DEFENSIVE TOP SELECTION OTTOBRE 2023	0	4.527	4.527
DE*	EURIZON CAPITAL SGR - DISCIPLINA ATTIVA DICEMBRE 2021	0	9.150	9.150
DE*	EURIZON CAPITAL SGR - DISCIPLINA ATTIVA DICEMBRE 2022	0	10.256	10.256
DE*	EURIZON CAPITAL SGR - DISCIPLINA ATTIVA DICEMBRE 2023	0	8.595	8.595
DE*	EURIZON CAPITAL SGR - DISCIPLINA ATTIVA LUGLIO 2022	0	16.956	16.956
DE*	EURIZON CAPITAL SGR - DISCIPLINA ATTIVA MARZO 2022	0	21.288	21.288
DE*	EURIZON CAPITAL SGR - DISCIPLINA ATTIVA OTTOBRE 2021	0	10.528	10.528
DE*	EURIZON CAPITAL SGR - DISCIPLINA ATTIVA SETTEMBRE 2022	0	21.825	21.825
DE*	EURIZON CAPITAL SGR - DISCIPLINA GLOBALE MARZO 2024	0	21.834	21.834
DE*	EURIZON CAPITAL SGR - GLOBAL MULTIASSET SELECTION SET 2022	0	5.479	5.479
DE*	EURIZON CAPITAL SGR - HIGH INCOME DICEMBRE 2021	0	15.100	15.100
DE*	EURIZON CAPITAL SGR - INCOME MULTISTRATEGY MARZO 2022	0	55.641	55.641
DE*	EURIZON CAPITAL SGR - MULTIASSET REDDITO APRILE 2020	0	11.635	11.635
DE*	EURIZON CAPITAL SGR - MULTIASSET REDDITO APRILE 2021	0	35.313	35.313
DE*	EURIZON CAPITAL SGR - MULTIASSET REDDITO DICEMBRE 2019	0	14.068	14.068
DE*	EURIZON CAPITAL SGR - MULTIASSET REDDITO DICEMBRE 2021	0	18.021	18.021
DE*	EURIZON CAPITAL SGR - MULTIASSET REDDITO DICEMBRE 2022	0	23.135	23.135
DE*	EURIZON CAPITAL SGR - MULTIASSET REDDITO GIUGNO 2020	0	19.602	19.602
DE*	EURIZON CAPITAL SGR - MULTIASSET REDDITO GIUGNO 2021	0	24.205	24.205
DE*	EURIZON CAPITAL SGR - MULTIASSET REDDITO LUGLIO 2022	0	26.806	26.806
DE*	EURIZON CAPITAL SGR - MULTIASSET REDDITO LUGLIO 2023	0	46.934	46.934
DE*	EURIZON CAPITAL SGR - MULTIASSET REDDITO MAGGIO 2020	0	16.353	16.353
DE*	EURIZON CAPITAL SGR - MULTIASSET REDDITO MAGGIO 2021	0	37.209	37.209
DE*	EURIZON CAPITAL SGR - MULTIASSET REDDITO MAGGIO 2022	0	7.550	7.550
DE*	EURIZON CAPITAL SGR - MULTIASSET REDDITO MARZO 2022	0	28.454	28.454
DE*	EURIZON CAPITAL SGR - MULTIASSET REDDITO MARZO 2023	0	25.565	25.565
DE*	EURIZON CAPITAL SGR - MULTIASSET REDDITO MARZO 2024	0	23.921	23.921
DE*	EURIZON CAPITAL SGR - MULTIASSET REDDITO MARZO 2023	0	27.606	27.606

Azionisti:  
Azionisti in proprio:2.972 Teste:  
9 Azionisti in delega.19  
2.963

Pagina 2

83942/1231

LISTA ESITO DELLE VOTAZIONE

Oggetto: Autorizzazione all'acquisto di azioni proprie; deliberazioni inerenti e conseguenti.

FAVOREVOLI

Badge	Regione Sociale	Proprio	Delega	Totale
DE*	EURIZON CAPITAL SGR - MULTIASSET REDDITO NOVEMBRE 2020	0	23.500	23.500
DE*	EURIZON CAPITAL SGR - MULTIASSET REDDITO OTTOBRE 2019	0	28.102	28.102
DE*	EURIZON CAPITAL SGR - MULTIASSET REDDITO OTTOBRE 2020	0	16.032	16.032
DE*	EURIZON CAPITAL SGR - MULTIASSET REDDITO OTTOBRE 2021	0	26.427	26.427
DE*	EURIZON CAPITAL SGR - MULTIASSET REDDITO OTTOBRE 2022	0	55.021	55.021
DE*	EURIZON CAPITAL SGR - MULTIASSET REDDITO OTTOBRE 2023	0	5.353	5.353
DE*	EURIZON CAPITAL SGR - MULTIASSET STRATEGIA FLESS GIU 2023	0	8.431	8.431
DE*	EURIZON CAPITAL SGR - MULTIASSET STRATEGIA FLESS MAG 2023	0	9.696	9.696
DE*	EURIZON CAPITAL SGR - MULTIASSET STRATEGIA FLESS OTT 2023	0	7.345	7.345
DE*	EURIZON CAPITAL SGR - MULTIASSET VALUTARIO DICEMBRE 2023	0	10.318	10.318
DE*	EURIZON CAPITAL SGR - MULTIASSET VALUTARIO DICEMBRE 2024	0	15.485	15.485
DE*	EURIZON CAPITAL SGR - MULTIASSET VALUTARIO OTTOBRE 2023	0	27.927	27.927
DE*	EURIZON CAPITAL SGR - OPPORTUNITY SELECT LUGLIO 2023	0	6.329	6.329
DE*	EURIZON CAPITAL SGR - PIR ITALIA AZIONI	0	120.380	120.380
DE*	EURIZON CAPITAL SGR - PROGETTO ITALIA 40	0	994.340	994.340
DE*	EURIZON CAPITAL SGR - PROGETTO ITALIA 70	0	1.062.970	1.062.970
DE*	EURIZON CAPITAL SGR - TOP SELECTION CRESCITA DICEMBRE 2023	0	1.785	1.785
DE*	EURIZON CAPITAL SGR - TOP SELECTION CRESCITA MAGGIO 2024	0	3.638	3.638
DE*	EURIZON CAPITAL SGR - TOP SELECTION CRESCITA MARZO 2024	0	2.773	2.773
DE*	EURIZON CAPITAL SGR - TOP SELECTION DICEMBRE 2022	0	178.386	178.386
DE*	EURIZON CAPITAL SGR - TOP SELECTION DICEMBRE 2023	0	7.452	7.452
DE*	EURIZON CAPITAL SGR - TOP SELECTION EQUILIBRIO MAGGIO 2024	0	2.739	2.739
DE*	EURIZON CAPITAL SGR - TOP SELECTION EQUILIBRIO MARZO 2024	0	4.174	4.174
DE*	EURIZON CAPITAL SGR - TOP SELECTION GENNAIO 2023	0	28.348	28.348
DE*	EURIZON CAPITAL SGR - TOP SELECTION LUGLIO 2023	0	21.337	21.337
DE*	EURIZON CAPITAL SGR - TOP SELECTION MAGGIO 2023	0	76.608	76.608
DE*	EURIZON CAPITAL SGR - TOP SELECTION MARZO 2023	0	80.864	80.864
DE*	EURIZON CAPITAL SGR - TOP SELECTION PRUDENTE DICEMBRE 2023	0	701	701
DE*	EURIZON CAPITAL SGR - TOP SELECTION PRUDENTE MAGGIO 2024	0	1.027	1.027
DE*	EURIZON CAPITAL SGR - TOP SELECTION PRUDENTE MARZO 2024	0	1.363	1.363
DE*	EURIZON CAPITAL SGR - TOP SELECTION SETTEMBRE 2023	0	15.464	15.464
DE*	EURIZON CAPITAL SGR - TOP STAR APRILE 2023	0	41.489	41.489
DE*	EURIZON CAPITAL SGR - TRAGUARDO 40 FEBBRAIO 2022	0	51.066	51.066
DE*	FPA GENERALI GLOBAL GENERALI ITALIA SPA	0	18.480	18.480
DE*	GENERALI ARTIV MIX EXTRAG	0	460	460
DE*	GENERALI AMBITION	0	200.000	200.000
DE*	GENERALI ITALIA SPA	0	2.283.875	2.283.875
DE*	GENERALI SMART FUNDS SICAV	0	101.995	101.995
DE*	GENERALI S.P.A.	0	40.418	40.418
DE*	GENTELELIFE SPA	0	1.104.835	1.104.835
DE*	GID F SPRET MULTIFLEX II	0	4.762	4.762
DE*	GID FUS SPRET MULTIFLEX	0	2.237	2.237
DE*	GID FUNDS INVROT	0	33.680	33.680

83942/2019

Pagina 3

Teste: 2.972  
Azionisti in proprio: 9  
Azionisti in delega: 2.963

## LISTA ESITO DELLE VOTAZIONI

Oggetto: Autorizzazione all'acquisto di azioni proprie; deliberazioni inerenti e conseguenti.

FAVOREVOLI

Badge	Ragione Sociale	Proprio	Delega	Totale
DE*	GID FUNDS AVACT 2	0	19.590	19.590
DE*	GID FUNDS AVACT 3	0	4.209	4.209
DE*	GID FUNDS CERDT	0	908.345	908.345
DE*	GID FUNDS DLAET	0	93.290	93.290
DE*	GID FUNDS GLAKOR	0	137.775	137.775
DE*	GID-FONDS ALAET	0	10.098	10.098
DE*	GIE ALLEANZA DEBLIGAZIONARIO	0	555.610	555.610
6677	BOSICA MASSIMO	0	59.588	59.588
**D	BAVERINVEST KAPITALVERWALTUNGSGESELLSCH	0	0	0
**D	DKB EUROPA FONDS BAYERINVEST LUXEMBOURG	0	60.814	60.814
**D	FIDELITY FUNDS SICAV	0	41.139	41.139
**D	FIDELITY FOC VALUE UNCONSTRAINED	0	2.281.455	2.281.455
**D	RAYK G2 FONDS	0	206	206
**D	DEKA MASTER HAER I	0	305.756	305.756
**D	DEKA-PAB	0	189.498	189.498
**D	BRYK A4 FONDS	0	17.953	17.953
**D	FCP AFER ACTIONS EURO	0	42.296	42.296
**D	FCP AVIVA INVESTORS RESERVE EUROPE	0	3.299.332	3.299.332
**D	FCP AFER ACTIONS MONDE	0	1.089.280	1.089.280
**D	REGARD ACTIONS EURO	0	136.088	136.088
**D	REGARD ACTIONS DEVELOPEMENT DURABLE	0	400.000	400.000
**D	FCP REGARD BEL-ACT EURO.	0	210.000	210.000
**D	CAISSE DES DEPOTS ET CONSIGNATIONS	0	210.000	210.000
**D	CAISSE DES DEPOTS ET CONSIGNATIONS	0	11.404.476	11.404.476
**D	FONDS DE RESERVE POUR LES RETRAITES	0	7.301.331	7.301.331
**D	FCP ERAFT ACTIONS EURO54 EDRAM	0	6.457	6.457
**D	CAPACITY FONDS INSTITUTIONEL-ACTIONS ETRANGERES FIF	0	3.818.300	3.818.300
**D	CAPACITY FONDS INSTITUTIONEL ACTIONS ETRANGERES	0	22.096	22.096
**D	MOMENTUM INVESTMENT FONDS SICAV-SIF	0	53.072	53.072
**D	BVK PERSONALVORSORGE DES KANTONS ZURICH	0	91.770	91.770
**D	NFS LIMITED TRAFALGAR COURT ADMIRAL	0	345.974	345.974
**D	WESTPAC WHOLESAL UNHEGED INTERNATIONAL SHARE TRUST	0	31.301	31.301
**D	ROBECO GLOBAL DM CONSERVATIVE EQUITIES F	0	72.217	72.217
**D	BT WHOLESAL MULVI MANAG INTL SHARE FUND	0	16.348	16.348
**D	WSPR INTERNATIONAL EQUITIES TRUST	0	28.969	28.969
**D	MANAGED PORTFOLIO SERIES INTERNATIONAL SHARES FUNDI	0	99.670	99.670
**D	AVIVA LIFE & PENSIONS UK LIMITED	0	11.280	11.280
**D	UNIVERSITIES SUPERANNUATION SCHEME	0	224.201	224.201
**D	VGY POOLFONDS PAL	0	335.845	335.845
**D	STICHTING PENSIOENFONDS VOOR HUISARTSEN	0	90.000	90.000
**D	AVIVA INVESTORS INVESTMENT FONDS ICVC AVIVA INVESTORS INTERNATIONAL INDEX TRACK	0	113.720	113.720
**D	BAVERINVEST KAPITALVERWALTUNGSGESELLSCHFT MBH	0	63.894	63.894
**D		0	1.545.244	1.545.244

LISTA ESITO DELLE VOTAZIONE

Oggetto: Autorizzazione all'acquisto di azioni proprie; deliberazioni inerenti e conseguenti.


FAVOREVOLI

Badge	Ragione Sociale	Proprio	Delega	Totale
**D	BERNISCHE PENSIONSKASSE	0	338.452	338.452
**D	FCP LBPM AVENIR EURO	0	9.155	9.155
**D	FCP LBPM ACTIONS VALUE EURO	0	976.371	976.371
**D	FCP LBPM ACTIONS BOND LARGE CAP	0	191.560	191.560
**D	FCP LBPM IRC ACTIONS	0	198.788	198.788
**D	FCP LBPM DIVERSIFIE FOCUS OBLIG 3 S	0	16.113	16.113
**D	FCP CAP SERENITE	0	480	480
**D	HUMANIS GESTION D'ACTIFS ATNY: OLIV	0	11.946	11.946
**D	FCPE HENKEL DVSE INT EXG	0	763	763
**D	KLESIA LP ACTIONS EURO	0	100	100
**D	FCP LBPM IRC ACTIONS EURO MIN VAR	0	37.575	37.575
**D	FCP MCCOYVILLE ULNSEE	0	132.981	132.981
**D	KAPITALFORENINGEN INSTITUTIONEL INVESTOR GLOBALE AKTIER	0	24.764	24.764
**D	ROBECO CAPITAL GROWTH FUND	0	796.770	796.770
**D	ROBECO UMBRELLA FUND I N.V.	0	188.131	188.131
**D	TEACHERS' RETIREMENT SYSTEM OF THE CITY OF NEW YORK	0	109.666	109.666
**D	UNIVERSITE DE GENEVE	0	25.824	25.824
**D	LOMBARD OUIER FUNDS (SWITZERLAND) SA I3D	0	307.881	307.881
**D	CAISSE INTER ENTREP DE PRSV PROFES CIEPP	0	168.663	168.663
**D	BEST INVESTMENT CORPORATION	0	55.305	55.305
**D	THE PRUDENTIAL ASSURANCE COMPANY LTD	0	5.330.585	5.330.585
**D	PRUDENTIAL PENSIONS LIMITED	0	137.502	137.502
**D	ACTIAM RESPONSIBLE INDEX FUND EQUITY EUR	0	657.054	657.054
**D	BAYER INVEST LIBI-FONDS B. KAPITALVERWALTUNGSGESELLSCHAFT	0	33.206	33.206
**D	BAYERINVEST VECO-FONDS B. KAPITALVERWALTUNGSGESELLSCHAFT	0	22.142	22.142
**D	FCP NMA OPTIMA 25 L25	0	41.300	41.300
**D	FCP NMA EUROPA SELECT	0	41.600	41.600
**D	VIDALCAIXA SAU	0	2.307.180	2.307.180
**D	CAIXABANK ASSET MANAGEMENT SGLIC SA	0	334.684	334.684
**D	MANNING AND NAPIER FUND INC BLEND ED ASSET MODERATE SERIES	0	1.455	1.455
**D	MANNING AND NAPIER FUND INC PRO BLEND EXTENDED TERM SERIES	0	11.130	11.130
**D	MANNING AND NAPIER FUND INC INTERNATIONAL SERIES	0	198.484	198.484
**D	MANNING AND NAPIER FUND INC PRO BLEND MAXIMUM TERM SERIES	0	9.820	9.820
**D	MANNING AND NAPIER FUND INC. - BLEND ED ASSET EXTENDED SERIES	0	3.245	3.245
**D	D. E. SHAW VALUE ALL COUNTRY ALPHA EXPENSION	0	608.212	608.212
**D	MANNING AND NAPIER FUND INC PRO BLEND MODERATE TERM SERIES	0	6.575	6.575
**D	ALAS INV SERVICESOMERIAN INV	0	84.263	84.263
**D	OLD WESTBURY LARGE CAP STRATEGIES FUND ATTN JUDSON K LA LONDE	0	902.667	902.667
**D	LUNA STAFF AND AFFILIATES PENSION FUND	0	57.231	57.231
**D	LIDUNA NATIONAL INDUSTRIAL PENSION FUND	0	54.789	54.789
**D	HYVABCO DEPOSITARIOINVEST FUNDS	0	360.550	360.550
**D	UND-INVESTMENT PARTNERSHIP COMPANY	0	1	1
**D	W AND T FBO BANK OF THE WEST	0	9.125	9.125

28 304 2/1234

Pagina 5

Azionisti: 2.972 Teste: 19  
 Azionisti in proprio: 9 Azionisti in delega: 2.963



LISTA ESITO DELLE VOTAZIONE

Oggetto: Autorizzazione all'acquisto di azioni proprie; deliberazioni inerenti e conseguenti.

FAVOREVOLI

83942/1235

Badge	Ragione Sociale	Proprio	Delega	Totale
**D	BNYMCMIL CGF WDEQ LA	0	29.508	29.508
**D	BS BURLICH VIDA	0	69.109	69.109
**D	FRANKLIN TEMP SINOAM GLB GRW FD	0	16.289	16.289
**D	STATE OF WISCONSIN INVESTMENT BOARD	0	3.753.127	3.753.127
**D	DESERET MUTUAL EMPLOYEE PENSION PLAN TRUST	0	50.172	50.172
**D	AUTORIDADE MONETARIA DE MACAU	0	145.670	145.670
**D	THE GOVERNMENT EMPLOYEES PENSION FUND GP2F	0	94.527	94.527
**D	SUBSIDIZED SCHOOLS F FUND NORTHERN	0	25.940	25.940
**D	WILLIS TOWERS WATSON GROUP TRUST	0	26.304	26.304
**D	THE HARTFORD RETIREMENT PLAN TRSTF FOR US EMPLOYEES	0	51.102	51.102
**D	POWERSHARES S AND P INT OSVENLOPED LOW DEVELOPED LOW	0	6.533	6.533
**D	LEGG MASON INTERNATIONAL LOW VOLATILITY HIGH DIVIDEND ETF	0	56.381	56.381
**D	OLD WESTBURY ALL CAP ESG FUND	0	11.367	11.367
**D	INTERNATIONAL EQUITY FUND	0	154.982	154.982
**D	KAPITALFORENINGEN EMD INVEST GLOBALE AKTIER II	0	9.973	9.973
**D	KAPITALFORENINGEN EMD INVEST GLOBALE AKTIER III	0	31.905	31.905
**D	AMERICAN ELECTRIC POWER MASTER RETIREMENT TRUST	0	46.500	46.500
**D	AMERICAN ELECTRIC POWER SYSTEM RETIRES MEDICAL TRUST FOR CERTAIN UNION EMPLOYEES	0	12.329	12.329
**D	QS INTERNATIONAL EQUITY FUND	0	79.528	79.528
**D	QS GLOBAL MARKET NEUTRAL FUND	0	14.590	14.590
**D	55002 UP EUROPEISKE AKTIER	0	300.634	300.634
**D	55041 XUP GLOBALE AKTIER IV	0	4.457	4.457
**D	QS STRATEGIC REAL RETURN FUND	0	5.776	5.776
**D	MAN US EQUITY MGRS PORT 4 LSV	0	5.550	5.550
**D	MAN INTERNATIONAL ICVC MAN DYNAMIC ALLOCATION FUND	0	132.100	132.100
**D	MEBA PENSION TRUST - DEFINED BENEFIT PLAN	0	14.400	14.400
**D	BT INTERNATIONAL STOCK INDEX FUND	0	127.230	127.230
**D	GASAT WEST CORE STRATEGIES INTERNATIONAL EQUITY FUND	0	13.466	13.466
**D	AST QMA INTL CORE EQUITY PORT PFMF	0	50.120	50.120
**D	AST FRK K2 GAR PORT GLB EQ PDCS	0	7.865	7.865
**D	GEORGIA TECH FOUNDATION INC	0	68.434	68.434
**D	THE BANK OF NEW YORK MELLON (INTERNATIONAL) LIMITED AS TRUSTEE FOR LEONTRUST EUROPEAN ENHANCED INCOME FUND	0	56.107	56.107
**D	THE BANK OF NEW YORK MELLON (INTERNATIONAL) LIMITED AS TRUSTEE FOR LEONTRUST EUROPEAN INCOME FUND	0	152.038	152.038
**D	LEGAL AND GENERAL OCITS ETF PLC	0	82.166	82.166
**D	CADENCE GLOBAL EQUITY FUND LP	0	3.555	3.555
**D	OSMA SEED HOLDINGS LLC	0	1.517	1.517
**D	VANGUARD FTSE ALL-WORLD EX US INDEX FUND	0	4.412.634	4.412.634
**D	VANGUARD EUROPEAN STOCK INDEX FUND	0	4.888.520	4.888.520
**D	IIVESCO STRATEGIC DEVELOPED EX-US ETF	0	53.312	53.312
**D	RESPATH FUNDS TRUST	0	15.129	15.129
**D	CF MITCH UK MULTI CRF INCOME FUND	0	560.553	560.553
**D	ALAMOSA LLC	0	3.729	3.729

LISTA ESITO DELLE VOTAZIONE

Oggetto: Autorizzazione all'acquisto di azioni proprie; deliberazioni inerenti e conseguenti.

FAVOREVOLI

Badge	Ragione Sociale	Proprio	Delega	Totale
**D	VY FRANKLIN INCOME PORTFOLIO	0	14.406	14.406
**D	VY TEMPLETON FOREIGN EQUITY	0	225.380	225.380
**D	STICHTING SPOORWEGPENSIOENFONDS	0	47.665	47.665
**D	STICHTING SPOORWEGPENSIOENFONDS	0	15.142	15.142
**D	INVESTD 9 AND P EUROPE 350 EQUAL WEIGHT INDEX ETF	0	4.423	4.423
**D	WESTERN METAL INDUSTRA PENSION TRUST	0	89.057	89.057
**D	NON US EQUITY MANAGERS PORTFOLIO 3 OFF SHORE MASTER L.P.	0	65.365	65.365
**D	THE CONSOLIDATED EDISON PENSION PLAN MASTER TRUST	0	171.531	171.531
**D	DEP OF SSGA NOMUS EQUITY R1	0	10.174	10.174
**D	DEP OF SSGA NOMUS EQUITY R2	0	17.646	17.646
**D	DEP OF SSGA NOMUS EQUITY B1	0	11.378	11.378
**D	DEP OF SSGA NOMUS EQUITY B2	0	9.953	9.953
**D	USBX TR QKR GLOB TAC ALL FUND	0	2.761	2.761
**D	CENTRAL PENSION FUND OF THE INTERNATIONAL UNION OF OPERATINGENGINEERS AND PARTICIPATING EMPLOYERS	0	88.954	88.954
**D	MINISTERS AND MISSIONS BENEFIT BND OF AMERICAN BPTST CHURCHES	0	24.552	24.552
**D	VOYA GLOBAL HIGH DIVIDEND LOW VOLATILITY FUND	0	4.170	4.170
**D	GRPP COL EAFE GINNA Q	0	4.900	4.900
**D	GRANT SCHOOLS PROVIDENT FUND	0	991	991
**D	SUBSIDIZED SCHOOLS PROVIDENT FUND	0	23.964	23.964
**D	IQ 500 INTERNATIONAL ETF	0	25.989	25.989
**D	FB SSGA INTL EQ TAX	0	20.031	20.031
**D	CERVURITE INTERNATIONAL LLC	0	41.890	41.890
**D	KARANIC II LLC	0	3.527	3.527
**D	MIRF FISHER FNN LRG	0	180.909	180.909
**D	MIRF NFS FOREIGN LARGE	0	143.498	143.498
**D	MIRF ARROWSTREET FOREIGN	0	218.171	218.171
**D	USMIA GLOBAL EQUITY	0	8.251	8.251
**D	RAILWAYS PENSION TRUSTEE COMPANY LIMITED	0	266.766	266.766
**D	BRAF QUANT GLOB VAL EQU	0	1.433	1.433
**D	MULTI ADVISOR FUNDS INTERNATIONAL EQUITY VALUE FUND	0	64.460	64.460
**D	INTE EQUITY FUND MONDRIAN	0	1.359.072	1.359.072
**D	DRMA LTD	0	66.728	66.728
**D	TENNESSEE VALLEY AUTHORITY	0	25.548	25.548
**D	CANDENCE GLOBAL EQUITY FUND LP	0	165	165
**D	CENTRAL PENSION FUND OF THE INT. UNION OF OPERATINGENGINEERS AND PARTICIPATING EMPLOYERS	0	128.494	128.494
**D	WF FAINT STATE STREET GLOBAL SERV	0	130.584	130.584
**D	CEMEX UK PENSION FUND PENSIONS DEPARTMENT	0	25.679	25.679
**D	ICMA PUBLIC EMPLOYEES RETIREMENT SYSTEM	0	91.421	91.421
**D	ALICNY BLACKROCK GBL EQUITY	0	1.908	1.908
**D	C9W CITY PD PARAMETRIC	0	7.231	7.231
**D	GLOBAL ATLANTIC BLACKROCK DISCIPLINED INTERNATIONAL CORE PORTFOLIO	0	28.843	28.843
**D	GLOBAL ATLANTIC GOLDMAN SACHSGLOBALEQUITY INSIGHTS PORTFOLIO	0	6.077	6.077
**D	GLBNA POLICE PENSION ASSOCIATION OF COLORADO	0	44.662	44.662

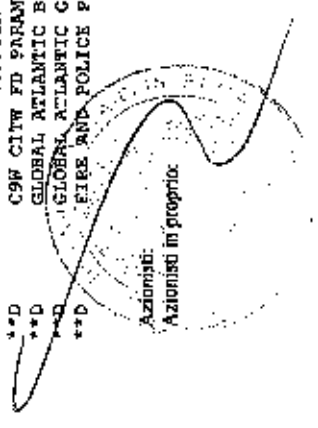
85042/1236

Pagina 7

19  
2.963

2.972 Teste:  
9 Azionisti in delega.

Azionisti:  
Azionisti in proprio





LISTA ESITO DELLE VOTAZIONE

Oggetto: Autorizzazione all'acquisto di azioni proprie; deliberazioni inerenti e conseguenti.  
FAVOREVOLI

Badge	Ragione Sociale	Proprio	Delega	Totale
**D	GETP GAPELLI GLOBAL GOLD	0	450.000	450.000
**D	GETP GAPELLI NR G I	0	61.500	61.500
**D	RWSP CIT ACMI	0	592.779	592.779
**D	RWSP CIT ACNEXUS	0	818.950	818.950
**D	RWSP CIT EAFE	0	1.282.225	1.282.225
**D	ARROWSTREET COLLECTIVE INVESTMENT TRUST	0	14.250	14.250
**D	BRIDGEWATER TAILORED ALL WEATHER FUND L P	0	149.667	149.667
**D	GFKE GLOBELXINTLALCAPTR	0	101.700	101.700
**D	WILM MULTI MGR ALT ED ANALYTIC INV	0	16.478	16.478
**D	RCB AVOIRS FIA	0	988.458	988.458
**D	TEXAS UTILITIES CORAL NET PARTNERSHIP	0	130.350	130.350
**D	FIDELITY SALEM STREET TRUST FIDELITY SAI INTERNATIONAL INDEX FUND	0	3.770	3.770
**D	GS GLOBAL EQUITY FUND	0	1.304.681	1.304.681
**D	CORONATION FUND MANAGERS FTY LIMITED	0	82.036	82.036
**D	THE ALAIN LEGER FAMILY TRUST	0	11.160	11.160
**D	VANGUARD GLOBAL DIVIDEND FUND	0	20.410	20.410
**D	VIDENT INTERNATIONAL EQUITY FUND	0	1.689	1.689
**D	U S BANK NATIONAL ASSOCIATION	0	176.684	176.684
**D	USBK REGIONAL TRANSPORTATION OSPP	0	4.081.972	4.081.972
**D	B4305 FRB S LUND RES TR FEO B LUND	0	3.662	3.662
**D	B4306 FRB M LUND REV TR	0	1.865	1.865
**D	ELIZABETH E. RICKDAN 1997 TR MANNING	0	1.674	1.674
**D	ALMEIDA FAMILY LEGACY TR MANNING	0	1.149	1.149
**D	JAMES J BAKKE 1987 TRUST MANNING	0	628	628
**D	R C DELL TRUST MANNING AND NAPIER ADV	0	2.565	2.565
**D	J G FENCIK TR-MANNING AND NAPIER SUB	0	708	708
**D	STANLEY H MEADOWS 90 TR-MANNING NAP	0	1.916	1.916
**D	DEBORAH A. SCHMIDT REV TR-MANNING	0	4.793	4.793
**D	PARCELLI FON, INC. ISPECIAL) -MANNING	0	782	782
**D	THE MALOUTH FAMILY TRUST-MANNING-SUB	0	1.475	1.475
**D	BUSPATTY HOLDINGS, LLC-MANNING INTL	0	706	706
**D	OLIVE MC CARTHY 2009 TRUST-MANNING	0	638	638
**D	CATHERINE SLARK TR MANNING AND NAPIER	0	862	862
**D	TANGLIN CLAYMORE LLC MANNING	0	728	728
**D	JEFFREY S ARONIN REV TRUST SUB	0	725	725
**D	CJB CRUT 5 1 01 MANNING	0	3.166	3.166
**D	CJB CRUT 11 27 06 MANNING	0	3.152	3.152
**D	CJB FAMILY TR 06-15-00-MANNING	0	1.660	1.660
**D	BARBARA S BLAUM REV TR MANNING INTL	0	1.742	1.742
**D	OPUS FINANCIAL LLC MANNING AND NAPIER	0	705	705
**D	L S BOORFANO MANNING AND NAPIER	0	4.229	4.229
**D	L BUCONANNO TR TEMPLE SMITH 5R M AND M	0	984	984
**D		0	1.919	1.919

83942/1237

LISTA ESITO DELLE VOTAZIONE

Oggetto: Autorizzazione all'acquisto di azioni proprie; deliberazioni inerenti e conseguenti.

FAVOREVOLI

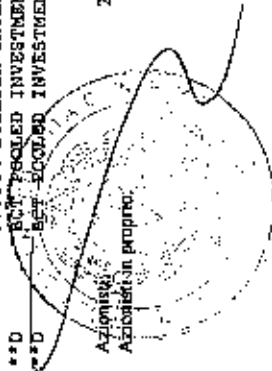
Badge	Ragione Sociale	Proprio	Delega	Totale
**D	WILLIAM FOOTE 95 TR MANNING AND NAPIER	0	849	849
**D	THOMAS C GAPTIS REV TR MANNING	0	880	880
**D	GOLDER 2007 FRM TR MANNING AND NAPIER	0	1.328	1.328
**D	GRUSECKI WEXGEN LLC MANNING AND NAPIER	0	674	674
**D	PATRICK R HAN'S MANNING AND NAPIER	0	513	513
**D	J HANSEN REV TR 4 29 B1 MANNING	0	1.997	1.997
**D	J MCCARTNEY 12-30-97 MANNING-NAPIER	0	1.292	1.292
**D	G MCCLACHLAN DECL TR-MANNING-NAPIER	0	1.051	1.051
**D	JOHN M MC DONOUGH 18AR MAH AND NAPIER	0	710	710
**D	MORRIS 1992 GIFT TR FOR ELLEN M AND N	0	2.105	2.105
**D	QUIGG VENTURES LLC MANNING AND NAPIER	0	824	824
**D	POND 2007 FAMILY TRUST MANNING AND NAPIER	0	755	755
**D	A BERGOLL REV TR MANNING AND NAPIER	0	747	747
**D	U S BANK NATIONAL ASSOCIATION	0	33.119	33.119
**D	1135 APG DME STCK SEL	0	4.105.961	4.105.961
**D	1145 APG DME NUMERIC	0	1.139.040	1.139.040
**D	1171 APG DME CCL	0	951.900	951.900
**D	1253 APG DME CORE EU	0	6.233.500	6.233.500
**D	1256 APG DME ENERGY	0	3.281.000	3.281.000
**D	2048 APG DME LACH CL	0	720.924	720.924
**D	2049 APG DME ARROWST	0	2.968.970	2.968.970
**D	SSGA GLOBAL TECH STRAT POOL	0	5.534	5.534
**D	THE MANUFACTURERS LIFE INSURANCE COMPANY	0	149.873	149.873
**D	WF FIRST CLEARING LLC	0	15.785	15.785
**D	PANAGORA RISK PARITY MULTI ASSET MASTER FUND LTD	0	40.533	40.533
**D	JULES M LASER MANNING AND NAPIER	0	683	683
**D	PAUL ARTHUR BORDER PAGE LEIGH BONDOR JT TEN	0	711	711
**D	UNIVERSITY OF WISCONSIN	0	70.029	70.029
**D	THE BANK OF NEW YORK MELLON EMPLOYEE BENEFIT COLLECTIVE INVESTMENT FUND PLAN	0	2.060.339	2.060.339
**D	BVVM EB DYNAMIC GWTH MCM	0	139.500	139.500
**D	CF DV INTERNATIONAL STOCK INDEX FUND	0	110.722	110.722
**D	CF DV DYNAMIC GROWTH FUND	0	29.100	29.100
**D	PRINCIPAL FUNDS INC DIVERSIFIED REAL ASSET FUND	0	188.992	188.992
**D	PHILADELPHIA GAS WORKS PENSION PLAN	0	3.601	3.601
**D	FIRST STATE INVESTMENTS ICVC FIRST STATE DIVERSIFIED GROWTH FUND	0	2.505	2.505
**D	VAERDIPAPIRENDER SPARINVEST INDEX GLOBALE AKTIER FTVK KL ID SPARINVEST	0	8.200	8.200
**D	SAN FRANCISCO CITY AND COUNTY EMPLOYEES RETIREMENT SYSTEM	0	280.053	280.053
**D	STICHTING DEPOSITARY APG DEVELOPED MARKETS EQUITY POOL	0	551.242	551.242
**D	THE COMMONWEALTH FUND	0	1.536	1.536
**D	THE UNIVERSITY COURT OF THE UNIVERSITY OF GLASGOW	0	15.522	15.522
**D	BRIDGE BUILDER INTERNATIONAL EQUITY FUND	0	95.619	95.619
**D	BCT-POOLED INVESTMENT FUND SERIES DYNAMIC EUROPEAN EQUITY FUND	0	319.945	319.945
**D	BCT-POOLED INVESTMENT FUND SERIES SMARTEUROPEAN EQUITY FUND	0	27.962	27.962

83942/1238

Pagina 9

2.972 Totic: 19  
9 Azionisti in delega: 2.963

Azionisti  
Associazione proprio:



83942/1239

LISTA ESITO DELLE VOTAZIONE

Osgetto: Autorizzazione all'acquisto di azioni proprie; deliberazioni inerenti e conseguenti.

FAVOREVOLI

Badge	Ragione Sociale	Proprio	Delega	Totale
**D	IVY PROSHARES MSCI ACWI INDEX FUND	0	5.640	5.640
**D	D S BANK NATIONAL ASSOCIATION	0	38.272	38.272
**D	AARP FOUNDATION	0	7.820	7.820
**D	AARP INSURANCE PLAN	0	9.936	9.936
**D	VANECK VECTORS UCITS EFTF PLC	0	505	505
**D	SAN DIEGO COUNTY EMPLOYEES RETIREMENT ASSOCIATION	0	46.599	46.599
**D	JOHN D. SPEARS REVOCABLE TRUST	0	61.500	61.500
**D	CAROL SPEARS TRUST 306002 JOHN SPEARS	0	1.975	1.975
**D	JOHN D SPEARS GRAT 1 DTD 2 20 2009 FIONANA SPEARS	0	5.225	5.225
**D	JOHN SPEARS GRAT 1 DTD	0	11.225	11.225
**D	FOREST FOUNDATION	0	443	443
**D	SEQUOIA FOUNDATION	0	89	89
**D	STEWARDSHIP FOUNDATION	0	1.916	1.916
**D	WEB TRUST NUMBER ONE	0	293	293
**D	1975 IRENE TRUST OF C D WEYERHAEUSER	0	3.351	3.351
**D	CDW 73 IRR PARA GL	0	1.088	1.088
**D	R K MELLON INTERNATIONAL FUND	0	76.357	76.357
**D	TEMPLETON GLOBAL BALANCED FUND	0	396.243	396.243
**D	VY TEMPLETON GLOBAL GROWTH PORTFOLIO	0	118.583	118.583
**D	REL NEU INTERNATIONAL VALUE FUND	0	9.030	9.030
**D	ERC GBL OMNIBUS CUSTODY	0	210	210
**D	FONDSHARES S AND F INTERNATIONAL DEVELOPED HIGH DIVIDEND LOW VOLATILITY PORTFOLIO	0	6.391	6.391
**D	EMO FBO ST LOUIS CARPENTERS TEMPLETON	0	159.877	159.877
**D	NOM US EQUITY MANAGERS PORTFOLIO 1 SERIES	0	38.471	38.471
**D	NKB SI COMULUS VALUE	0	31.560	31.560
**D	NKB SI VALUE ARTIER	0	379.131	379.131
**D	NKB SII EUROPE VALUE	0	66.158	66.158
**D	NKB SII GLOBAL ARTIER MIN RISK	0	21.259	21.259
**D	NKB SI VALUE EUROPA	0	249.275	249.275
**D	BLACKROCK COMMODITY STRATEGIES FUND OF BLACKROCK FUNDS	0	41.278	41.278
**D	AIF KAP SI II VALUE ARTIER	0	31.275	31.275
**D	EMPLOYEES RETIREMENT SYSTEM OF TEXAS	0	302.189	302.189
**D	GUGENHEIM WORLD EQUITY INCOME FD	0	41.800	41.800
**D	GVFT SERIES D WORLD EQUITY INC SER	0	67.700	67.700
**D	EMPLOYEES RETIREMENT SYSTEM OF TEXAS	0	451.455	451.455
**D	DEUTSCHE XTRAS MSCI ALL WORLD HDG	0	12.310	12.310
**D	EMPLOYEES RETIREMENT SYSTEM OF TEXAS	0	209.290	209.290
**D	EMPLOYEES RETIREMENT SYSTEM OF TEXAS	0	134.000	134.000
**D	ROK NCM DM FEQ	0	96.889	96.889
**D	ROK KIC GAECL6	0	125.840	125.840
**D	NR PPAIV MN PREMIUM DIVIDEND FUND	0	82.133	82.133
**D	ING PARAPROFORDS I N.V.	0	525.070	525.070
**D	AOHIT HAI RHUMBLINE SAFE THE ARCHDIOCESE OF HARTFORD INVESTMENT TRUST	0	1.695	1.695

LISTA FINITO DELLE VOTAZIONE

Oggetto: Autorizzazione all'acquisto di azioni proprie; deliberazioni inerenti e conseguenti.

FAVOREVOLI

Badge	Regione Sociale	Proprio	Delega	Totale
**D	HRCD RPMT HAP RHUMBLINE EAFE	0	1.304	1.304
**D	ALASKA PERMANENT FUND CORPORATION	0	739.122	739.122
**D	POWERSHARES S AND P GLOBAL EX CANADA HIGH DIVIDEND LOW VOLATILITY INDEX ETF	0	7.546	7.546
**D	PUBLIC EMPLOYEES RETIREMENT SYSTEM OF MISSISSIPPI	0	378.099	378.099
**D	IQ GLOBAL RESOURCES ETF	0	39.074	39.074
**D	PS FUSE LO BT EQ WT PORT	0	7.378	7.378
**D	NATWEST DEP SPF EUROPE EQ SSGA	0	57.416	57.416
**D	THE SOULMATES OF OMAN MINISTRY OF DEFENCE PENSION FUND	0	65.100	65.100
**D	GAMMA EMIRATES INVESTMENTS LLC	0	5.417	5.417
**D	GREATLINK SUPREME INTECH	0	341	341
**D	GREATLINK SUPREME ACADIAN	0	30.165	30.165
**D	CEP DEP IP EUROPEAN EQUITY	0	4.343.984	4.343.984
**D	CEP DEP IP GLOBAL EX UK EMHIAN IMD	0	5.764	5.764
**D	CEP DEP IP EUROPEAN EQTY INCOME	0	898.669	898.669
**D	CEP DEP IP EUROPEAN HIGH INCOME	0	25.065	25.065
**D	CEP DEP IP GLOBAL TARGETED RE FUND	0	751.024	751.024
**D	WILMINGTON MULTIMANAGER INTERNATIONAL FUND	0	67.305	67.305
**D	WILM MDLTY MGR FD JO HAMBRO	0	176.800	176.800
**D	56053 IP GLOBAL EQUITIES I	0	158.126	158.126
**D	NONOS EQUITY MGRSPORT 1 ACADIANAN	0	1.502	1.502
**D	AST PRD GRWTH ALL PTF QMA EREF PDPF	0	106.376	106.376
**D	PS FUTSERAFI ED UCITS ETF EMYNFCIL	0	3.902	3.902
**D	POWERSHARES GLOBAL FUNDS IRELAND PLC	0	11.597	11.597
**D	VAMECK VECTORS NATURAL RESOURCE ETF	0	17.408	17.408
**D	PS SP INTL DEVSQ QUALITY PORTFOLIO	0	16.279	16.279
**D	PS PFSSE RAPT DEVEL MAR EX OS PORT	0	425.618	425.618
**D	PUBLIC EMPLOYEES RETIREMENT ASSOCIATION OF NEW MEXICO	0	384.546	384.546
**D	EMYNFCIL GLG EUROPEAN EQ ALTER TRAD	0	75.430	75.430
**D	FT DOW JONES GLOBAL SEL DIV IMD FD	0	258.392	258.392
**D	PRUDENTIAL INVESTMENT PORTFOLIOS INC PRUDENTIAL BALANCED FUND	0	5.839	5.839
**D	PRU QMA WELD FD INC PRU INT EQTY	0	87.038	87.038
**D	PSF CONSERVATIVE BAL PORTF QMA	0	4.231	4.231
**D	PSF FLEXIBLE MARGED PORTF QMA	0	6.450	6.450
**D	AST JPM GL THEM PORT 2 INT EMS BOND	0	144.524	144.524
**D	ADVANCED SERIES TRUST AST NEW DISCOVERY ASSET	0	59.518	59.518
**D	AST BLKRR GLOBAL STRAT PT TE PDDG	0	12.932	12.932
**D	GREAT WEST INTERNATIONAL INDEX FUND	0	180.783	180.783
**D	STICHTING BEDRIJFSSTAKENSFONDEN VOOR DEZOEETWASINDUSTRIE	0	31.509	31.509
**D	EMYNFCIL PS ST NIJDLWVI UCITS ETF	0	16.999	16.999
**D	ALLSTATE LIFE INSURANCE COMPANY	0	13.587	13.587
**D	LMIF NUMERIC EUROPE CORE	0	63.580	63.580
**D	PFI INTL EQUITY INDEX FUND	0	193.202	193.202
**D	ALLIANCE TRUST PLC	0	650.000	650.000

83942/2019


*[Handwritten signature]*

Pagina 11

19  
2.963

2.972 Teste:  
9 Azionisti in delega

Aziionisti  
Azionisti in proprio



## LISTA'ESITO DELLE VOTAZIONE

Oggetto: Autorizzazione all'acquisto di azioni proprie; deliberazioni inerenti e conseguenti.

FAVOREVOLI

Badge	Ragione Sociale	Proprio	Delega	Totale
**D	BNYMTCIL LAZARO GBL MANAGED VOL FD	0	31.301	31.301
**D	BNYTD CF FORISIMA ERFE TOTAL RTM PD	0	3.506	3.506
**D	PFI OVERSEAS FD RMC	0	102.835	102.835
**D	BNYTD CF CANLIFE GLOBAL EQ INC FOND	0	42.437	42.437
**D	CTJ RE SPANLIB GLOBAL EQUITY FD RH	0	14.139	14.139
**D	CTJ RE SPANLIB GLOBAL EQ ARR USD	0	117.235	117.235
**D	INTERNATIONALE KAPITALANLAGEGESELLSCHAFT MBH ON BEHALF OF PFI MR	0	16.440	16.440
**D	KAPITALANLAGEGESELLSCHAFT MBH	0	49.409	49.409
**D	INTERNATIONALE KAPITALANLAGEGESELLSCHAFT MBH	0	7.485	7.485
**D	ALLSTATE INSURANCE CO BLACKROCK	0	9.893	9.893
**D	IQ 50 PERCENT HEDGED FTSE INTL ETF	0	49.789	49.789
**D	IQ 50 PERCENT HEDGED FTSE EURO ETF	0	2.446	2.446
**D	GSK TEMPLETON	0	327.322	327.322
**D	GS ACTIVE BETA INTL EQUITY ETF	0	192.929	192.929
**D	GS ACTIVERETA EUROPE ETF	0	6.647	6.647
**D	DB FISHER INVEST	0	26.657	26.657
**D	AXA MPS FINANZIAL DAC	0	800.000	800.000
**D	BLACKROCK GLOBAL FUNDS	0	152.399	152.399
**D	DEUTSCHE XTRK MSCI EMU HOG EQ ETF	0	36.252	36.252
**D	VOYA INTERNATIONAL INDEX PORTFOLIO	0	280.639	280.639
**D	VOYA EURO STOXX 50 INDEX PORTFOLIO	0	336.345	336.345
**D	VOYA BALANCED PORT INTL VALDE	0	7.714	7.714
**D	THE AMERICAN UNIVERSITY IN CHINA	0	3.415	3.415
**D	RYF ATIVO CAPITAL	0	11.810	11.810
**D	CC COL ERFE Q UK 2	0	5.400	5.400
**D	CC COL ERFE Q UN 1	0	4.200	4.200
**D	NMPP COL BAYK MNE Q	0	10.900	10.900
**D	DABC Q SSGA TAX	0	1.157	1.157
**D	DABC Q SSGA INTL TC	0	4.795	4.795
**D	PS6F STATE STREET INTL EQ	0	170.846	170.846
**D	SEATTLE CITY EMPLOYEES RETIREMENT SYSTEM	0	27.188	27.188
**D	SEMPRA ENERGY PENSION MASTER TRUST	0	69.141	69.141
**D	AFBI LABOR SELECT INTL EQ	0	715.535	715.535
**D	INVESTINGSFORENINGEN LAERERNES INVEST,	0	4.022	4.022
**D	AIF 21104 LPI AKT EUROPA II	0	210.923	210.923
**D	BLL AQUILA LIFE EUROPEAN EQUITY	0	2.148.870	2.148.870
**D	AST JPM SD CAPITAL PRESERV PDAG	0	105.574	105.574
**D	BIL ASCENT LIFE EUROPEAN	0	10.948	10.948
**D	ST FF UNILEVER NOS SCREENING BANEUR	0	356.800	356.800
**D	BR GLOBAL OPP PORT EQUITY SLEEVE	0	50.405	50.405
**D	BLL AQUILA LIFE MSCI WORLD FUND	0	472.787	472.787
**D	BLL AQUILA LIFE FTSE RAFI DEVELOPED	0	579.521	579.521
**D	APL RB EQ DEV MIRA	0	26.080	26.080

Azionisti:  
Azionisti in proprio:2.972 Teste:  
9 Azionisti in delega:19  
1.903

Pagina 12

83942/2242

LISTA ESITO DELLE VOTAZIONE

Oggetto: Autorizzazione all'acquisto di azioni proprie; deliberazioni inerenti e conseguenti.

FAVOREVOLI

Badge	Ragione Sociale	Proprio	Delega	Totale
**D	PEI MULTI MGR EQTY LNG SHRT FD TEC	0	97.395	97.395
**D	PEI SYSTEMATEX INTERNATIONAL FD PCI	0	2.858	2.858
**D	EMMTD FTF TEMPLETON GROWTH FUND	0	356.758	356.758
**D	BLACKROCK ALL. CAP ENERGY RESOURCES	0	79.400	79.400
**D	DEUTSCHE XTRKS MSCI EURO CCYHDG	0	236.066	236.066
**D	ARC RB EQ DEV KATOS	0	8.494	8.494
**D	MVF HEALTH PLAN INC	0	4.200	4.200
**D	POWERSHARES PUREBETA FTSE DEVELOPED EX NORTHAMERICA PORTFOLIO	0	387	387
**D	MI FONDS K10 SPK	0	126.067	126.067
**D	MI FONDS K11 SPK	0	48.434	48.434
**D	MI FONDS K12 SPK	0	59.490	59.490
**D	BOA PENSION PLAN MONORIAN	0	810.431	810.431
**D	SABA GEPP BLACKROCK EQUITY	0	233.515	233.515
**D	AAFP FISHER INV INTL	0	29.519	29.519
**D	ATSP GOLDMAN INTL	0	43.531	43.531
**D	ROWF GT ALPHA EXT US	0	542.610	542.610
**D	ROWF GT ACWI EX US	0	2.409.059	2.409.059
**D	ROWF GT ALPHAXTERUS	0	91.592	91.592
**D	ROWF GT ALPHAXTERUS	0	42.372	42.372
**D	ROWF GT ALPHAXTERUS	0	35.574	35.574
**D	FARMERS GROUP INC 401 K SAVINGS PLAN	0	263.746	263.746
**D	DEUTSCHE XTRKS MSCI EAFE CCYHDG	0	894.901	894.901
**D	DVHF DIV RSK HI DIV OS EQ	0	332	332
**D	DVHF DIV RSK HI DIV GL EQ	0	648	648
**D	DVHF PAM GBL STK SELCTR	0	126	126
**D	PSTF DR NOW US EQUITY GT	0	23.925	23.925
**D	ASV RB EQ DEV MENKER	0	29.452	29.452
**D	DAX FTSE DEV EX US COMP FACTOR	0	6.643	6.643
**D	FEDERATED INTERNATIONAL LEADERS FD	0	1.379.258	1.379.258
**D	CLSF TEMPLETON	0	109.736	109.736
**D	RTC EMULATION	0	19.327	19.327
**D	SRET SCE PANAGORA QUAL	0	60.448	60.448
**D	SCEF MONDRIAN	0	183.609	183.609
**D	BOA PENSION SSGA	0	151.467	151.467
**D	SPARTAN INTL INDEX	0	4.856.155	4.856.155
**D	BELLSOUTH CORP RFA VEBA TRUST	0	47.526	47.526
**D	MILLPENCIL US LP	0	4.621	4.621
**D	ECBSRG	0	109.395	109.395
**D	DREYFUS INDEX FUNDS INC DREYFUS INTERNATIONAL STOCK INDEX FUND	0	112.497	112.497
**D	BNYM INTL EQUITY INCOME FUND	0	342.300	342.300
**D	LEIP FISHER ASSET MGMT	0	63.213	63.213
**D	TS AND W COLLECTIVE INVESTMENT TRUST TS AND W INTERNATIONAL LARGE CAP EQUITY TRUST	0	603.400	603.400
**D	MNYF SSGA INTL EQUITY	0	12.510	12.510

83942/1962

*[Handwritten signature]*

Pagina 13

19  
2.963

2.972  
9

Teste:

Azionisti in proprio

Azionisti in delega

*[Large handwritten signature and stamp area]*

83942/1263

LISTA ESITO DELLE VOTAZIONE

Oggetto: Autorizzazione all'acquisto di azioni proprie; deliberazioni inerenti e conseguenti.

FAVOREVOLI

Ragione Sociale	Proprio	Delega	Totale
**D NRYF FISHER INVESTMENTS	0	147.195	147.195
**D SHELL PENSION TRUST	0	72.597	72.597
**D SHELL PENSION TRUST	0	45.846	45.846
**D DPMC HEALTH SYSTEM TRUST	0	93.715	93.715
**D DPMC BASIC RETIREMENT PLAN MASTER TRUST	0	54.897	54.897
**D WF VALERO ENERGY CORP PENS PLAMER	0	161.558	161.558
**D WF AND CO CASH PLK MORDEN INV FT	0	26.648	26.648
**D SLI GLOBAL ABSOLUTE RET STRATEGIES	0	418.929	418.929
**D ATTIVO CAPITAL	0	1.501.349	1.501.349
**D FIDELITY PURITAN TRUST FIDELITY LOW PRICED STOCK K6 FUND	0	19.010	19.010
**D THE EUROPEAN CENTRAL BANK	0	483.912	483.912
**D MAX FUNDS PLC	0	111.448	111.448
**D GS KOBUSAI EQPY MASTER FD BNYM/CIL	0	7.550	7.550
**D VIRTUS VARIABLE INSURANCE TRUST VIRTUS VARIABLE INSURANCE TRUST	0	78.059	78.059
**D WASHINGTON DIVERSIFIED INTL	0	257.423	257.423
**D BLACKROCK ACMI USIMI	0	1.094.452	1.094.452
**D MONDRIAN EMERGING MARKETS EQUITY TREASURER OF THE STATE OF NORTH CAROLINA EQUITY INVESTMENT FUND POOLED TRUST	0	820.062	820.062
**D 3.335.544	0	3.335.544	3.335.544
**D MGOF GLOBELEX INTL AC	0	29.189	29.189
**D HP INC MASTER TRUST	0	10.101	10.101
**D HP INC MASTER TRUST	0	231.586	231.586
**D UFJF MCM MSCI WORLD FD	0	30.974	30.974
**D DIOCESE OF VERICE PENSION PLAN AND TRUST	0	6.602	6.602
**D MCIC VERMONT A RECIPROCAL RISK RETENTION GROUP	0	59.790	59.790
**D PITTSBURGH THEOLOGICAL SEMINARY OF THE PRESBYTERIAN CHURCH	0	12.075	12.075
**D PUBLIC EMPLOYEE RETIREMENT SYSTEM OF IDAHO	0	132.971	132.971
**D PUBLIC EMPLOYEE RETIREMENT SYSTEM OF IDAHO	0	408.149	408.149
**D PUBLIC EMPLOYEE RETIREMENT SYSTEM OF IDAHO	0	807.481	807.481
**D CSRF LRIA ATIVO IE	0	13.430	13.430
**D PAYTECH MASTER PENSION TRUST	0	168.114	168.114
**D MINNESOTA LIFE INSURANCE COMPANY	0	50.394	50.394
**D STICHTING BEWAARDER ACHMEA BELGGANGSPOLS AIM RW7 57AF2026002	0	572.233	572.233
**D INVESCO FUNDS	0	9.378.459	9.378.459
**D NSRF PARA EAFE MCNTI	0	19.270	19.270
**D NSRF PARA EAFE PI 1	0	12.770	12.770
**D NSRF PARA EAFE PI 2	0	11.784	11.784
**D VANGUARD INTL HIGH DIV YLD INDEX FD	0	318.021	318.021
**D CITY OF NEW YORK DEFERRED COMPENSATION PLAN	0	947.676	947.676
**D HGFH HGHLD EQ FTRPLTM LLC	0	404.560	404.560
**D HGFH HGHLD PRINT WINGTN	0	223.516	223.516
**D HGFH HGHLD EQ FRIEMELETCH	0	247.279	247.279
**D KIGF HGHLD PRINT WLGFTN CF	0	124.917	124.917

LISTA ESITO DELLE VOTAZIONE

Oggetto: Autorizzazione all'acquisto di azioni proprie; deliberazioni inerenti e conseguenti.

FAVOREVOLI

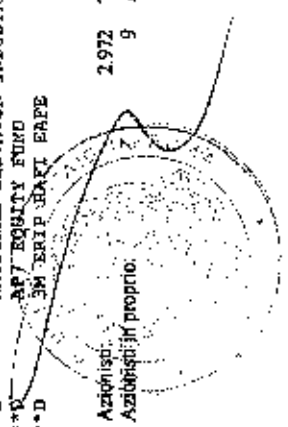
Badge	Ragione Sociale	Proprio	Delega	Totale
**B	MCKINLEY CAPITAL COLLECTIVE INVESTMENT TRUST	0	30.670	30.670
**D	VANGUARD GLOBAL MINIMUM VOLATILITY FUND	0	180.000	180.000
**D	BNVP MSTEC FISHER GBL EQ	0	18.194	18.194
**D	PGHF PG E QUALIFIED PANGORA EAFE	0	51.657	51.657
**D	PGVF SSGA	0	1.358	1.358
**D	CZ ARNOLDER SSGA	0	23.962	23.962
**D	ZVK DEMA SPK	0	62.000	62.000
**D	BNYMUTL MAN NUMERIC GLOBAL EQ TR	0	25.380	25.380
**D	DCM NL BRANDES	0	166.115	166.115
**D	TS AND W INTERNATIONAL LARGE CAP EQUITY FUND	0	193.500	193.500
**D	AEL INTERNATIONAL INDEX FUND	0	300.296	300.296
**D	AAL BLACKROCK GLOBAL ALLOCATIONFUND	0	1.874	1.874
**D	BGF WORLD ENERGY FD NAT RES	0	1.739.628	1.739.628
**D	BYWTD RAMAN WORLD RECOVERY FUND	0	114.176	114.176
**D	KRESGE LA CAPITAL EAFE SUB2	0	25.554	25.554
**D	DEUTSCHE XTRK MSCI STR EUR HDG ETF	0	1.246	1.246
**D	BYWTELL FT EURO ALPHADEX UCITS ETF	0	132.106	132.106
**D	CASEX FP ARROWSTREET	0	31.449	31.449
**D	COUNTY EMPLOYEES ANNUITY AND BENEFIT FUND OF COOK COUNTY	0	100.023	100.023
**D	COUNTY EMPLOYEES ANNUITY AND BENEFIT FUND OF COOK COUNTY	0	34.610	34.610
**D	DEAF FRANKLIN INTL	0	109.754	109.754
**D	MSV LIFE P L C	0	96.517	96.517
**D	US BANK GUIDEMARK WORLD EX US FUND	0	36.646	36.646
**D	OS BARKCHEFMAN FIRST FAMILY LPP	0	2.500	2.500
**D	US BK DUNHAM INTERNATL STOCK FUND	0	79.423	79.423
**D	USBK VALOESHARES INT QUAN VALUE ETE	0	109.940	109.940
**D	USBK BRIEF MORDRAIN INVST FTFS LTD	0	2.967.150	2.967.150
**D	USBK EAGLE INTERNATIONAL STOCK FT	0	6.451	6.451
**D	USBK AHAI RHUMBLINE ADVISERS	0	5.242	5.242
**D	USBK FERS CITY ST LOUIS ATTIVO	0	6.400	6.400
**D	USBK AMERICAN HEART ASSOCIATION IMC	0	3.220	3.220
**D	LANS LLC AND LANS LLC DEFINED BENEFIT PLAN GROUP TRUST	0	262.566	262.566
**D	LAWRENCE LIVERMORE NATIONAL SECURITY LLC AND LOS ALAMOS NATIONAL SECURITY LLC DEFINED BENEFIT PLAN GROUP TRUST	0	71.330	71.330
**D	IADF WRPI FISHER INV	0	13.336	13.336
**D	IADF WELLMARK FISHER INV	0	41.020	41.020
**D	COUNTY AND MUNICIPAL GOVERNMENT CAPITAL IMPROVEMENT TRUST FUND	0	28.000	28.000
**D	ATFF FS W	0	91.400	91.400
**D	RESF002 NON US EQ MONDRIAN	0	357.941	357.941
**D	CYBF ATTIVO CAPITAL MGMT	0	21.500	21.500
**D	NATIONAL ELEVATOR INDUSTRY PENSION PLAN	0	109.100	109.100
**D	APT EQUITY FUND	0	2.867.561	2.867.561
**D	3M ERIP BRKI EAFE	0	121.453	121.453

83942/1201

*[Handwritten signature]*

*[Handwritten signature]*

Azionisti: 2.972 Teste: 19  
 Azionisti in proprio: 9 Azionisti in delega: 2.963





83942/2015

LISTA ESITO DELLE VOTAZIONE

Oggetto: Autorizzazione all'acquisto di azioni proprie; deliberazioni inerenti e conseguenti.

FAVOREVOLI

Badge	Ragione Sociale	Proprio	Delega	Totale
**D	LOCENT TECHNOLOGIES INC DEFINED CONTRIBUTION PLAN MASTER TRUST	0	304.806	304.806
**D	HRMF MFS INSTITUTIONAL AD	0	57.893	57.893
**D	LMCG GLOBAL MULTICAP FUND	0	420	420
**D	DA LOCAL UNION OFFICERS AND EMPLOYEES PENSION FUND	0	52.398	52.398
**D	PLUMBERS AND PIPEFITTERS NATIONAL PENSION FUND	0	124.867	124.867
**D	LOCENT TECHNOLOGIES INC MASTER PENSION TRUST	0	194.407	194.407
**D	FWPT INKA FONDS	0	63.861	63.861
**D	FWPT INKA FONDS	0	97.976	97.976
**D	GOLDSE LEVEN IV	0	42.500	42.500
**D	VIRGINIA RETIREMENT SYSTEM	0	556.880	556.880
**D	VIRGINIA RETIREMENT SYSTEM	0	604.589	604.589
**D	SCA LAZARD	0	20.232	20.232
**D	CEP DEP IP EURO EX UK ENH INV FD	0	1.890	1.890
**D	INVESCO PERPETUAL GLOBAL TARGETED INCOME FUND	0	3.942	3.942
**D	ADEPT INVESTMENT MANAGEMENT PLC	0	402.575	402.575
**D	INTERNATIONALE KAPITALANLAGESELLSCHAFT MEH ACTING FOR ACCOUNT OF INKA BREAK	0	163.308	163.308
**D	INTERNATIONALE KAPITALANLAGESELLSCHAFT MEH ACTING FOR ACCOUNT OF INKA BREAK	0	5.139	5.139
**D	INTERNATIONALE KAPITALANLAGESELLSCHAFT MEH ACTING FOR ACCOUNT OF INKA BREAK	0	47.284	47.284
**D	AMERICAN FUNDS GLOBAL BALANCED FUND	0	2.800.000	2.800.000
**D	CPA COP PERS WELLSLINGTON COMMODITY COMMONWEALTH OF PENNSYLVANIA PUBLIC SCHOOL EMPLOYEES RETIREMENT SYSTEM	0	272.597	272.597
**D	CPA COP PERS WELLSLINGTON COMMODITY COMMONWEALTH OF PENNSYLVANIA PUBLIC SCHOOL EMPLOYEES RETIREMENT SYSTEM	0	359.911	359.911
**D	INS COP TREAS PWP PRUMBLINS MSCI	0	24.118	24.118
**D	ENSIGN PEAK FISHER INVESTMENTS	0	283.626	283.626
**D	LOUISIANA STATE FRS MSCI EXUS INDEX	0	209.800	209.800
**D	LOUISIANA STATE FRS MCDRIAN LG CAP	0	439.480	439.480
**D	NV PERS MELLON CAPITAL INDEX	0	739.841	739.841
**D	NV PERS SBGA SAFE INDEX PUBLIC EMPLOYEES RETIREMENT SYSTEM OF NEVADA	0	578.611	578.611
**D	NV REIF ALLCENBERSTN INTL EQ	0	17.743	17.743
**D	TEA BLACKROCK INC INTL	0	592.157	592.157
**D	UTC EDHEC BLACKROCK UNITED TECHNOLOGIES CORPORATION MASTER RETIREMENT	0	10.354	10.354
**D	HEIWE PENSION PLAN FT	0	214.193	214.193
**D	SRP RQR	0	2.922	2.922
**D	STATE BOARD OF ADMINISTRATION OF FLORIDA	0	17.267	17.267
**D	AST GS MULTI ASSET PORT LIQ PDBB	0	35.320	35.320
**D	FOOL RE L AND G MSCI EQ	0	44.214	44.214
**D	BLL ACQULI MIFH03000 EMEN WHI LHOFI	0	232.496	232.496
**D	ADVANCED SERIES TRUST AST GOLDMAN SACHS MULTI ASSET PORTFOLIO	0	91.369	91.369
**D	PENN SERIES DEV INTL INDEX FUND	0	19.106	19.106
**D	STICHTING RABOBANK PENSIOENFONDS	0	208.670	208.670
**D	BNYMPT BM GLOBAL HIGH ALPHA FUND	0	36.300	36.300
**D	PACIFIC LIFE FONDS RE INTERNATIONAL VALUE FUND	0	84.217	84.217
**D	PF INTERNATIONAL LARGE CAP FUND	0	35.712	35.712

LISTA ESITO DELLE VOTAZIONE

Oggetto: Autorizzazione all'acquisto di azioni proprie; deliberazioni inerenti e conseguenti.

FAVOREVOLI

Badge	Ragione Sociale	Proprio	Delega	Totale
**D	BNYTRD BLK MAT RES GRWTH AND INC FD	0	49.700	49.700
**D	BNYTRD BLK CNT EQ TRCK FD INV	0	1.596.107	1.596.107
**D	FLORIDA RETIREMENT SYSTEM	0	8.670	8.670
**D	FLORIDA RETIREMENT SYSTEM	0	189.291	189.291
**D	FLORIDA RETIREMENT SYSTEM	0	128.464	128.464
**D	FLORIDA RETIREMENT SYSTEM	0	34.840	34.840
**D	BLACKROCK WORLD EX FLORIDA RET SYS	0	572.503	572.503
**D	FLORIDA RETIREMENT SYSTEM	0	1.853.568	1.853.568
**D	ACADIAN ALL COUNTRY WORLD EX US FUND	0	26.066	26.066
**D	OPERATING ENGINEERS LOCAL 101 PENSION FUND	0	72.669	72.669
**D	PENSION FUND OF THE CHRISTIAN CHURCH DISCIPLES OF CHRIST	0	171.136	171.136
**D	PENSION RESERVES INVESTMENT TRUST FUND	0	2.466.584	2.466.584
**D	SAVANNAH RIVER NUCLEAR SOLUTIONS LLC MASTER TRUST	0	91.521	91.521
**D	EMPLOYEES RETIREMENT SYSTEM OF THE STATE OF HAWAII	0	155.669	155.669
**D	BELL ATLANTIC MASTER TRUST	0	370.316	370.316
**D	VEBA PARTNERSHIP NLP	0	18.100	18.100
**D	VOYA INTERNATIONAL CORE FUND	0	68.610	68.610
**D	DUKE ENERGY QUALIFIED NUCLEAR DECOMMISSIONING	0	58.430	58.430
**D	PUBLIC SCHOOL TEACHERS PENSION AND RETIREMENT FOND OF CHICAGO	0	10.606	10.606
**D	OPPENHEIMER GLOBAL REVENUE ETF	0	2.124	2.124
**D	OPPENHEIMER INTERNATIONAL REVENUE ETF	0	3.886	3.886
**D	ZOETWAREN ROBECCO MANAGED	0	16.093	16.093
**D	ELECTRICAL WORKERS LOCAL NO 26 PENSION TRUST FUND	0	53.684	53.684
**D	INDIANA PUBLIC RETIREMENT SYSTEM	0	510.525	510.525
**D	INDIANA UNIVERSITY FOUNDATION SHOWALTER HOUSE	0	101.127	101.127
**D	PUBLIC EMPLOYEES RETIREMENT SYSTEM OF MISSISSIPPI	0	355.890	355.890
**D	SCHOOL EMPLOYEES RETIREMENT SYSTEM OF OHIO	0	407.321	407.321
**D	THE BANK OF NEW YORK MELLON CORPORATION RETIREMENT PLANS MASTER TRUST	0	180.178	180.178
**D	BOARD OF PENSIONS OF THE EVANGELICAL LUTHERAN CHURCH IN AMERICA	0	747.058	747.058
**D	JOHN S AND JAMES L KNIGHT FOUNDATION	0	19.460	19.460
**D	THE STATE OF CONNECTICUT ACTING THROUGH ITS TREASURER	0	354.501	354.501
**D	THE STATE OF CONNECTICUT ACTING THROUGH ITS TREASURER	0	598.740	598.740
**D	THE STATE OF CONNECTICUT ACTING THROUGH ITS TREASURER	0	22.680	22.680
**D	SOUTH CAROLINA RETIREMENT SYSTEMS GROUP TRUST	0	367.084	367.084
**D	UMC BENEFIT BOARD INC	0	140.303	140.303
**D	UPS GROUP TRUST	0	654.905	654.905
**D	INTERNATIONAL BANK FOR RECONSTRUCTION AND DEVELOPMENT	0	13.005	13.005
**D	INTERNATIONAL BANK FOR RECONSTRUCTION AND DEVELOPMENT	0	22.778	22.778
**D	INTERNATIONAL BANK FOR RECONSTRUCTION AND DEVELOPMENT	0	143.603	143.603
**D	INTERNATIONAL BANK FOR RECONSTRUCTION AND DEVELOPMENT	0	13.540	13.540
**D	PRUDENTIAL INVESTMENT PORTFOLIO 2 PRUDENTIAL QMA INTL DEVELOPED MKETS INDEX FUND	0	6.993	6.993
**D	ENERGY INSURANCE MUTUAL LIMITED	0	49.437	49.437
**D	METROPOLITAN LIFE INSURANCE COMPANY	0	171.291	171.291

83942/2866


*[Handwritten signature]*

Pagina 17

19  
2.963

2.972 Tesic:  
9 Azionisti in delega:

Azionisti:  
Azionisti in proprio.



LISTA ESITO DELLE VOTAZIONE

Oggetto: Autorizzazione all'acquisto di azioni proprie; deliberazioni inerenti e conseguenti.  
FAVOREVOLI

Badge	Ragione Sociale	Proprio	Delega	Totale
**D	CENTRAL STATES SOUTHEAST AND SOUTHWEST AREAS PENSION FUND	0	41.789	41.789
**D	IOWA PUBLIC EMPLOYEES RETIREMENT SYSTEM	0	22.485	22.485
**D	SHERIFFS PENSION AND RELIEF FUND	0	21.270	21.270
**D	TGIT TEMPLETON GLOBAL BALANCED FUND	0	1.582.500	1.582.500
**D	OPPENHEIMER INTERNATIONAL ULTRA DIVIDEND REVENUE ETF	0	3.130	3.130
**D	RWC FUNDS	0	618.466	618.466
**D	SEI GLOBAL MASTER FUND	0	6.827	6.827
**D	SEI GLOBAL MASTER FUND PLC	0	47.256	47.256
**D	ALLIANZBERNSTEIN FUND DYNAMIC	0	12.742	12.742
**D	MUMERIC EUROPEAN EQUITY FUND	0	21.750	21.750
**D	WELLS FARGO LUX	0	23.000	23.000
**D	KOKUSAI EQUITY INDEX FUND	0	53.937	53.937
**D	CONSULTING GROUP CAPITAL	0	66.268	66.268
**D	TRUST AND CUSTODY SERVICES	0	22.417	22.417
**D	NORTHERN LIGHTS FUND	0	25.883	25.883
**D	CONSULTING GROUP CAPITAL MARKE	0	282.974	282.974
**D	AFFINITY WORLD LEADERS EQUITY	0	1.384	1.384
**D	AB SICAV I ALL MARKET INCOME	0	13.842	13.842
**D	COHEN AND STEERS SICAV	0	1.710	1.710
**D	ELEMENTS INTERNATIONAL PORTFOL	0	143.397	143.397
**D	PGIM ETF TRUST	0	3.063	3.063
**D	BLACKROCK GLOBAL	0	139.811	139.811
**D	BLACKROCK GLOBAL SMALLCAP	0	16.509	16.509
**D	BLACKROCK GLOBAL ALLOCATION	0	42.177	42.177
**D	BLACKROCK GLOBAL ALLOCATION	0	2.646	2.646
**D	BROWN BROTHERS HARRIMAN	0	10.907	10.907
**D	NESTLE FRANCE EQUILIBRE	0	33.054	33.054
**D	SG DIVERSIFIE ISR	0	85.346	85.346
**D	SG ACTIONS INTERNATIONALES	0	136.719	136.719
**D	CARILLIG R2	0	18.000	18.000
**D	ARCO QUANT	0	427.506	427.506
**D	SG ACTIONS	0	25.334	25.334
**D	UFS ACT	0	90.000	90.000
**D	CASSETTE DIVERSIFIE	0	92.246	92.246
**D	SCGECAP AP LOW	0	46.362	46.362
**D	SILVER AMORDI EURO EQUITY	0	383.837	383.837
**D	SILVER INVESCO EURO EQUITY	0	235.558	235.558
**D	SG DIVERSIFIE FRANCE	0	40.507	40.507
**D	SG ACTIONS EUROPE	0	29.406	29.406
**D	DARWIN DIVERSIFIE	0	9.747	9.747
**D	DARWIN DIVERSIFIE	0	27.122	27.122
**D	ACTIONS FRANCAISES	0	26.529	26.529
**D	DIVERSIFIE ACTIONS	0	29.324	29.324

LISTA ESITO DELLE VOTAZIONE

Oggetto: Autorizzazione all'acquisto di azioni proprie; deliberazioni inerenti e conseguenti.

FAVOREVOLI

Badge	Ragione Sociale	Proprio	Delega	Totale
**D	CSI MARKET NEUTRAL	0	129.550	129.550
**D	KATMUT ACTIONS	0	23.000	23.000
**D	SAPHIR INVEST	0	13.000	13.000
**D	SG ACTIONS ENERGIE	0	123.509	123.509
**D	AG ACTIONS EURO VALUE	0	215.975	215.975
**D	SG ACTIONS EUROPE LARGE	0	5.446	5.446
**D	SG ACTIONS EURO SELECTION	0	152.407	152.407
**D	SG AVALOR ALPHA ACTIONS	0	17.545	17.545
**D	PERVALOR ACTIONS	0	20.184	20.184
**D	ETOILE GESTION	0	59	59
**D	2 NUMERIC INVESTORS I.L.C	0	40.470	40.470
**D	ETOILES ACTIONS RENDEMENT	0	75	75
**D	ETOILE ENERGIE EUROPE	0	1.686	1.686
**D	ETOILE SECTORIELLE EUROPE	0	5.905	5.905
**D	ANTAEUS ROTATION SECTORIELLE	0	1.887	1.887
**D	INVESCO ASSET MANAGEMENT LIMIT	0	96.331	96.331
**D	ETOILE ACTIONS INTERNATIONALES	0	88	88
**D	ETOILE MATIERES PREMIERES	0	45.563	45.563
**D	MAAF ASSURANCES SA	0	253.925	253.925
**D	PROTEC BTP	0	4.727	4.727
**D	LA BANQUE POSTALE ASSET MANA	0	43.000	43.000
**D	ASB AXION-OPPORTUNITY FUND	0	12.000	12.000
**D	AMUNDI FUNDS II-PIONEER FLEXIB	0	159.319	159.319
**D	AMUNDI S.F.-EURO EQ MARKET PEU	0	60.523	60.523
**D	AMUNDI FUNDS II-GLOBAL MULTI-A	0	208.401	208.401
**D	AMUNDI FUNDS II-EURO EQ	0	883.271	883.271
**D	AMUNDI FUNDS II- GLOBAL EQ TAR	0	1.559.780	1.559.780
**D	AMUNDI FUNDS II-EURO EQ VALUE	0	2.258.327	2.258.327
**D	PIONEER INVESTMENTS TOTAL RETO	0	56.211	56.211
**D	AMUNDI FUNDS II- EURO EQ TARGE	0	1.479.424	1.479.424
**D	AMUNDI SOLUZIONI IT CED 12 19	0	61.439	61.439
**D	AMUNDI SOLUZIONI IT PROG 22 20	0	75.121	75.121
**D	AMUNDI SOLUZIONI IT PROG 03 20	0	67.728	67.728
**D	AMUNDI SOLUZIONI IT PROG 05 20	0	123.449	123.449
**D	AMUNDI SOLUZIONI IT PROG 06 20	0	82.599	82.599
**D	AMUNDI SOLUZIONI IT PROG 08 20	0	95.465	95.465
**D	AMUNDI SOLUZIONI IT PR 09 20	0	84.888	84.888
**D	AMUNDI S.F.DIV TARGET IW 11 21	0	8.006	8.006
**D	AMUNDI SOLUZIONI IT- PR 12 20	0	38.496	38.496
**D	AMUNDI SOLUZIONI IT PR. 11 20	0	77.401	77.401
**D	AMUNDI SOLUZIONI IT-PR 02 21	0	29.474	29.474
**D	AMUNDI SOLUZIONI PR 03 21	0	36.415	36.415
**D	AMUNDI SOLUZIONI IT PR 05 21	0	36.447	36.447

88 3 9 4 2 files


*Handwritten signature*

*Handwritten signature*

pagina 19

19  
2.963

2.972 Teste:  
9 Azionisti in delega:



Azionisti:  
Azionisti in proprio:

## LISTA ESITO DELLE VOTAZIONE

Oggetto: Autorizzazione all'acquisto di azioni proprie; deliberazioni inerenti e conseguenti.  
FAVOREVOLI

Badge	Ragione Sociale	Proprio	Delega	Totale
**D	AMUNDI SOLUZIONI IT PROG 06 21	0	30.221	30.221
**D	AMUNDI SOLUZIONI IT PROG 08 21	0	18.039	18.039
**D	AMUNDI SOLUZIONI IT PROG 09 21	0	27.967	27.967
**D	AMUNDI S.F.-DIVERSIFIED TGT IN	0	9.579	9.579
**D	AMUNDI SOLUZIONI IT PROG 11 21	0	25.897	25.897
**D	AMUNDI SOLUZIONI IT PROG 12 21	0	19.589	19.589
**D	AMUNDI SOLUZIONI IT PROG 02 22	0	43.648	43.648
**D	AMUNDI SOLUZIONI IT PROG 03 22	0	32.679	32.679
**D	AMUNDI SOLUZIONI IT PROG 04 22	0	18.404	18.404
**D	AMUNDI SOLUZIONI IT PROG 06 22	0	19.416	19.416
**D	AMUNDI SOLUZIONI IT PROG 05 22	0	21.075	21.075
**D	AMUNDI SOLUZIONI IT PROG 10 22	0	21.729	21.729
**D	AM SOL IT-PROG CED 12 2022	0	28.565	28.565
**D	AM SOL IT-PROG CED 05 2023	0	17.280	17.280
**D	AM SOL IT-PROG CED 06 2023	0	14.007	14.007
**D	PI IF -EUROPEAN EQUITY	0	197.890	197.890
**D	AMUNDI SOLUZIONI IT-PROG NZION	0	19.980	19.980
**D	AMUNDI SOLUZIONI IT-PROG 9 22	0	38.804	38.804
**D	AMUNDI SOLUZIONI IT PROG 07 25	0	16.589	16.589
**D	OFI FUND - LYXEX REAL ASSETS	0	12.241	12.241
**D	AMUNDI S.F.-EQ PLAN 60	0	15.278	15.278
**D	HALVY A3	0	167.000	167.000
**D	APRCO QUANT 2	0	17.643	17.643
**D	AST PROGETTO CEDOLA 04 2023	0	16.817	16.817
**D	ASSURDIX VIAGER	0	303.726	303.726
**D	POSTE AVERIA	0	5.216.000	5.216.000
**D	CNP-TRESOR EN EUROS	0	624.817	624.817
**D	PER TRESOR	0	42.755	42.755
**D	ANTE	0	34.617	34.617
**D	PERF EOUR. EN EDROS	0	62.753	62.753
**D	ORDEO	0	11.600	11.600
**D	CNF MANDAT NAM	0	1.175.997	1.175.997
**D	PV3 PEP	0	205.300	205.300
**D	CARIPOSTE PROROGE	0	140.350	140.350
**D	IT2 COMPTAT PROROGE	0	27.360	27.360
**D	LA BANQUE POSTALE BREVIOVANCE	0	116.601	116.601
**D	OMEN-P FONDS PROPRES	0	1.980	1.980
**D	TONI ACTIONS 100	0	144.264	144.264
**D	VIVACCIO ACTIONS	0	524.356	524.356
**D	LBPAM ACTIONS MONDE	0	409.701	409.701
**D	LBPAM ACTIONS MONDE	0	456.741	456.741
**D	LBPAM ACTIONS INDICE EURO	0	122.536	122.536
**D	LBPAM ACTIONS 80	0	74.141	74.141
**D	LBPAM ACTIONS EUROPE MONDE	0		

Pagina 20

Azionisti: 2.972 Tasse: 19  
Azionisti in proprio: 9 Azionisti in delega: 2.963

83942/1249

LISTA ESITO DELLE VOTAZIONE

Oggetto: Autorizzazione all'acquisto di azioni proprie; deliberazioni inerenti e conseguenti.

FAVOREVOLI

Badge	Regione Sociale	Proprio	Delega	Totale
**D	LBPAM ACTIONS DIVIDENDES EUROPE	0	111.066	111.066
**D	CAVEC GROUPEMA DIVERSIFIE	0	48.450	48.450
**D	FORT ROYAL EQUILIBRE	0	29.249	29.249
**D	FRAGUS	0	113.279	113.279
**D	AAE MG	0	33.000	33.000
**D	LBPAM ACTIONS EUROPE 50	0	133.903	133.903
**D	LBPAM ACTIONS OPTI INDICE EURO	0	70.001	70.001
**D	ALJOC INDIANA	0	55.790	55.790
**D	AGRICA TACTIQUE C	0	24.372	24.372
**D	LBPAM STRATEGIE PEA 1	0	80.533	80.533
**D	ECOFI ACTIONS SCR	0	17.874	17.874
**D	GROUPEMA ASSET MANAGEMENT	0	82.930	82.930
**D	CARE SUPER	0	24.810	24.810
**D	PENSIONSKASSE BASEL-STADT	0	92.646	92.646
**D	PENSIONSKASSE POST	0	561.289	561.289
**D	DBS ARTIEN DA HEGGED CHP PASSIV	0	41.820	41.820
**D	DBS FURUMANAGEMENT	0	69.502	69.502
**D	STICHTING NN SERVICES ANDELENFONDS EUROPA.	0	241.422	241.422
**D	STICHTING PENSIONFONDS METRAL	0	1.845.272	1.845.272
**D	STICHTING PENSIONFONDS METRAL EN TECHNIEN NP SERVICES	0	542.450	542.450
**D	STICHTING PGM DEPOSITARY	0	314.149	314.149
**D	STICHTING PGM DEPOSITARY	0	1.792.855	1.792.855
**D	STICHTING PGM DEPOSITARY	0	1.319.901	1.319.901
**D	ALASKA ELECTRICAL PENSION PLAN	0	546.552	546.552
**D	BMO MSCI EAFE INDEX ETF	0	66.774	66.774
**D	BMO MSCI EAFE VALOE INDEX ETF	0	395.526	395.526
**D	BMO UCITS ETF ICNV	0	702	702
**D	TIAA-CREF FUNDS - ENHANCED INTERNATIONAL EQUITY INDEX FUND	0	78.027	78.027
**D	JAPAN TRU SERV BK, LTD. ATF SMTB GBL QUANTITATIVE EQ MOTHER FD	0	648.371	648.371
**D	MET INVESTOR SERIES TRUST-ALLIANCE GLOBAL DYNAMIC ALL PTF	0	42.809	42.809
**D	BRIGHTHOSE FUNDS TRUST I - JPMORGAN GBL ACTIVE ALL PORTFOLIO	0	215.103	215.103
**D	PACE ALTERNATIVE STRATEGIES INVESTMENTS	0	125.596	125.596
**D	URS (US) GROUP TRUST	0	29.471	29.471
**D	COMMONFUND SCREENED GLOBAL EQUITY, LLC	0	118.053	118.053
**D	UAW RETIREE MEDICAL BENEFITS TRUST	0	10.670	10.670
**D	CENTRAL PROVIDENT FUND BOARD	0	486.343	486.343
**D	COMMONFUND DIRECT SERIES LLC - CF T. ROWE PRICE EURO EGT SERIES	0	13.501	13.501
**D	CITY UNIVERSITY OF NEW YORK	0	500.951	500.951
**D	FONDS PRIVE GPD ACTIONS INTERNATIONALES	0	2.985	2.985
**D	CALVERT VP SAFE INTERNATIONAL INDEX PORTFOLIO	0	45.000	45.000
**D	DEEDNA CORPORATION MASTER TRUST	0	21.945	21.945
**D	CRESSOR DEPOT ET PLACEMENT DU QUEBEC	0	76.498	76.498
**D		0	2.617.885	2.617.885

80  
124  
09  
4 2 / 1050

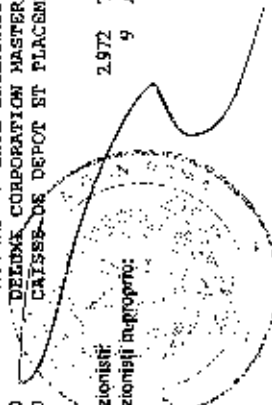
*[Handwritten signature]*

*[Handwritten signature]*

Pagina 21  
2.972  
9

19  
2.963

Azionisti  
Azionisti delegati



## LISTA ESITO DELLE VOTAZIONE

Oggetto: Autorizzazione all'acquisto di azioni proprie; deliberazioni inerenti e conseguenti.

FAVOREVOLI

Badge	Regione Sociale	Proprio	Delega	Totale
**D	AMERICAN BEACON ADVISORS COLLECTIVE INVESTMENT TRUST	0	178.336	178.336
**D	AMERICAN BEACON INTERNATIONAL EQUITY FUND	0	1.247.163	1.247.163
**D	AMERICAN BEACON DIVERSIFIED FUND	0	102.310	102.310
**D	THE REGENTS OF THE UNIVERSITY OF CALIFORNIA	0	1.833.774	1.833.774
**D	LORD ARBETT SEC TRUST-LORD ARBETT INTL DIVIDEND INCOME FUND	0	601.537	601.537
**D	MICROSOFT CORPORATION SAVINGS PLUS 401(K) PLAN	0	379.524	379.524
**D	ALLIANZGI GLOBAL DYNAMIC ALLOCATION LLC	0	3.289	3.289
**D	FIDELITY NORTHSTAR FUND	0	1.500.000	1.500.000
**D	FIDELITY GLOBAL INTRINSIC VALUE INVESTMENT TRUST	0	700.000	700.000
**D	FIDELITY GLOBAL GROWTH AND VALUE INVESTMENT TRUST	0	75.000	75.000
**D	ALLIANZGI BEST STYLES GLOBAL EQUITY FUND	0	57.089	57.089
**D	ALLIANZGI BEST STYLES INTERNATIONAL EQUITY FUND	0	12.543	12.543
**D	ALLIANZGI GLOBAL DYNAMIC ALLOCATION FUND	0	9.146	9.146
**D	ALLIANZGI BEST STYLES GLOBAL MANAGED VOLATILITY PORTFOLIO	0	3.676	3.676
**D	MFS INTERNATIONAL EQUITY FUND II	0	813.297	813.297
**D	MFS INTERNATIONAL EQUITY FUND	0	253.325	253.325
**D	SEG SELECT, LLC	0	102.967	102.967
**D	FEDER CORPORATION EMPLOYEES PENSION TRUST	0	287.490	287.490
**D	EATON VANCE TAX-MANAGED GLOBAL BUY-WRITE OPPORTUNITIES FUND	0	351.386	351.386
**D	FISHER INVESTMENTS INSTITUTIONAL FUNDS PLC	0	2.659	2.659
**D	FIDELITY INVESTMENTS MONEY MANAGEMENT INC	0	346	346
**D	PARAMETRIC INTERNATIONAL EQUITY FUND	0	77.000	77.000
**D	FIS CALSBERG FUND, LLC	0	53.023	53.023
**D	FUNDO DE SEGURANCA SOC GOV. DA REGIAO ADM. ESPECIAL DE MACAU	0	63.001	63.001
**D	FRANKLIN TEMPLETON ETF TRUST - FRANKLIN FTSE EUROPE ETF	0	20.608	20.608
**D	FRANKLIN TEMPLETON ETF TRUST - FRANKLIN FTSE ITALY ETE	0	67.257	67.257
**D	FRANKLIN FTSE EUROPE EX U.K. INDEX ETF	0	45.216	45.216
**D	FRANKLIN TEMPLETON ETF TRUST - FRANKLIN FTSE EUROPE HEDGED ETF	0	1.284	1.284
**D	TAX - MANAGED INTERNATIONAL EQUITY PORTFOLIO	0	14.674	14.674
**D	THE GABELLI EQUITY INCOME FUND	0	29.000	29.000
**D	THE GABELLI GLOBAL UTILITY & INCOME TRUST	0	3.000	3.000
**D	HARBOR OVERSEAS FUND	0	17.354	17.354
**D	MENCER GE INTERNATIONAL EQUITY FUND	0	119.094	119.094
**D	GENERAL ELECTRIC PENSION TRUST	0	215.125	215.125
**D	RUSSELL INVESTMENT COMPANY RUSSELL TAX-MANAGED INTL EQ FUND	0	132.961	132.961
**D	RUSSELL INVESTMENT COMPANY MULTIFACTOR INTERNATIONAL EQUITY F	0	193.660	193.660
**D	PARTNERS HEALTHCARE MASTER TRUST FOR RAISA ASSETS	0	113.987	113.987
**D	HARD COMPOSITE EMPLOYEE BENEFIT TRUST	0	29.338	29.338
**D	PIMCO BALANCED INCOME FUND (CANADA)	0	11.370	11.370
**D	THE HARTFORD INTERNATIONAL GROWTH FUND	0	121.409	121.409
**D	HARTFORD INTERNATIONAL EQUITY FUND	0	378.526	378.526
**D	THE HARTFORD INTERNATIONAL VALUE FUND	0	2.013.636	2.013.636
**D	THE HARTFORD GLOBAL SEAL ASSET FUND	0	327.556	327.556

LISTA ESITO DELLE VOTAZIONE

Oggetto: Autorizzazione all'acquisto di azioni proprie; deliberazioni inerenti e conseguenti.

FAVOREVOLI

Badge	Ragione sociale	Proprio	Delega	Totale
**D	THE HARTFORD GLOBAL ALL- ASSET FUND	0	4.066	4.066
**D	HARTFORD HEALTHCARE ENDOWMENT LLC	0	29.966	29.966
**D	HARTFORD HEALTHCARE CORP DEFINED BENEFIT MASTER TR AGREEMENT	0	35.343	35.343
**D	ROCHE U.S. RETIREMENT PLANS MASTER TRUST	0	126.069	126.069
**D	HEALTHONE	0	22.081	22.081
**D	RUSSELL INVESTMENT COMPANY MULTI-ASSET GROWTH STRATEGY FUND	0	48.689	48.689
**D	TRANSAMERICA INTERNATIONAL STOCK	0	861	861
**D	TRANSAMERICA INTERNATIONAL VALUE	0	6.842	6.842
**D	TRANSAMERICA INTERNATIONAL EQUITY	0	3.626.315	3.626.315
**D	TIFF INVESTMENT PROGRAM, INC - TIFF MULTI-ASSET FUND	0	69.743	69.743
**D	TRANSAMERICA INTERNATIONAL EQUITY INDEX VP	0	4.834	4.834
**D	WILLIAM BLAIR SYSTEMATIC INTERNATIONAL LARGE CAP CORE FUND LLC	0	1.520	1.520
**D	HOUSTON MUNICIPAL EMPLOYEES PENSION SYSTEM	0	6.250	6.250
**D	ICOM INTERNATIONAL EQUITY FUND	0	21.000	21.000
**D	FIRST CHURCH OF CHRIST SCIENTIST	0	9.965	9.965
**D	TANGERINE BALANCED INCOME PORTFOLIO	0	5.342	5.342
**D	TANGERINE BALANCED PORTFOLIO	0	38.132	38.132
**D	TANGERINE BALANCED GROWTH PORTFOLIO	0	35.814	35.814
**D	TANGERINE EQUITY GROWTH PORTFOLIO	0	40.981	40.981
**D	MASSMUTUAL SELECT BLACKROCK GLOBAL ALLOCATION FUND	0	2.739	2.739
**D	LAZARD GLOBAL MANAGED VOLATILITY (CANADA) FUND	0	1.321	1.321
**D	PPANSAMERICA BLACKROCK GLOBAL ALLOCATION VP	0	8.025	8.025
**D	6M MSCI EAFE INTERNATIONAL INDEX FUND	0	41.071	41.071
**D	LAZARD WILMINGTON MOWAGED VOLATILITY COLLECTIVE TRUST	0	16.891	16.891
**D	SPDR S+P GLOBAL NATURAL RESOURCES ETF	0	804.039	804.039
**D	RUSSELL INVESTMENT COMPANY PLC	0	1.301.451	1.301.451
**D	JANUS CAPITAL MANAGEMENT LLC	0	536	536
**D	RUSSELL INVESTMENT COMPANY II PLC	0	126.566	126.566
**D	RUSSELL INVESTMENT COMPANY IV PLC	0	90.166	90.166
**D	INVESCO MULTI SERIES FUNDS, LLC- INVESCO GLOBAL TARGETED	0	17.494	17.494
**D	JNL/MELLON CAPITAL MSCI WORLD INDEX FUND	0	21.655	21.655
**D	INTECH INTERNATIONAL EQUITY FUND LLC	0	9.467	9.467
**D	INTECH GLOBAL ALL COUNTRY ENRANCED INDEX FUND LLC	0	6.254	6.254
**D	SUNAMERICA SERIES TRUST SA TEMPLETON FOREIGN VALUE PORTFOLIO	0	958.168	958.168
**D	SUNAMERICA SERIES TRUST SA JPMORGAN GLOBAL EQUITIES PORTFOLIO	0	26.917	26.917
**D	SUNAMERICA SERIES TRUST MFS TOTAL RETURN PORTFOLIO	0	54.057	54.057
**D	SUNAMERICA EQUITY FUNDS SUNAMERICA INTERNATIONAL DIV ST FUND	0	69.654	69.654
**D	SUNAMERICA SERIES TRUST-SA LEGG MASON TACTICAL OPPOR PORTFOLIO	0	797	797
**D	SEASONS SERIES TRUST SA PUTNAM ASSET ALL DIV GROWTH PTF	0	16.100	16.100
**D	SUNAMERICA SERIES TRU-SA GOLDMAN SACHS MULTI-ASS IWSIGHTS PORT	0	3.780	3.780
**D	SEASONS SERIES TRUST SA MULTI-MANAGED INT EQUITY PTF	0	25.191	25.191
**D	SUNAMERICA SERIES TRUST-SA BLACKROCK VCF GLO MUL ASSET PTF	0	1.083	1.083
**D	SUNAMERICA SERIES TRUST - SA INTERNATIONAL INDEX PORTFOLIO	0	74.916	74.916

83942/2022

*[Handwritten signature]*

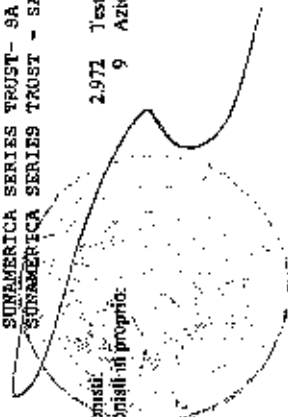
Pagina 23

19

2.971 1.963

9

Azionisti in proprio: 2.971  
Azionisti in dettato: 1.963





83942/1953

LISTA ESITO DELLE VOTAZIONE

Oggetto: Autorizzazione all'acquisto di azioni proprie; deliberazioni inerenti e conseguenti.  
FAVOREVOLI

Badge	Ragione Sociale	Proprio	Delega	Totale
**D	RUSSELL COMMON CONTRACTUAL FUND	0	24.765	24.765
**D	OPENWORLD PUBLIC LIMITED COMPANY	0	25.529	25.529
**D	RUSSELL INVESTMENTS INSTITUTIONAL FUNDS PLC	0	29.104	29.104
**D	MULTI-STYLE, MULTI-MANAGER FUNDS PLC	0	204.810	204.810
**D	STATE STREET GLOBAL EQUITY EX-US INDEX PORTFOLIO	0	271.402	271.402
**D	STATE STREET DISCIPLINED GLOBAL EQUITY PORTFOLIO	0	1.470	1.470
**D	STATE STREET INTERNATIONAL DEVELOPED EQUITY INDEX PORTFOLIO	0	584.758	584.758
**D	NEHRASKA PUBLIC EMPLOYEES RETIREMENT SYSTEMS	0	718.051	718.051
**D	DWS GLOBAL INCOME BUILDER FUND	0	48.977	48.977
**D	DWS GLOBAL INCOME BUILDER VIP	0	8.375	8.375
**D	DWS EURO EQUITY INDEX FUND	0	7.847	7.847
**D	INVESTCO GLOBAL TARGETED RETURNS FUND	0	3.497	3.497
**D	KF INTERNATIONAL EQUITY FUND	0	256.450	256.450
**D	KANSAS PUBLIC EMPLOYEES RETIREMENT SYSTEM	0	895.409	895.409
**D	CAYMAN ISLANDS CHAMBER OF COMMERCE PENSION FUND	0	21.616	21.616
**D	RHUMELINE INTERNATIONAL ECODEX INDEX TRUST	0	33.266	33.266
**D	COUNTY OF LOS ANGELES DEFERRED COMPENSATION AND THRIFT PLAN	0	34.560	34.560
**D	INTERNATIONAL KAPITALANLEGESELTSCHAFT MBH FOR DC ELAND EQ	0	288.244	288.244
**D	LVIP BLACKROCK SCIENTIFIC ALLOCATION FUND	0	2.124	2.124
**D	LVIP BLACKROCK GLOBAL ALLOCATION FUND	0	4.456	4.456
**D	LVIP FRANKLIN TEMPLETON GLOBAL EQUITY MANAGED VOLATILITY FUND	0	414.075	414.075
**D	LVIP MONDRIAN INTERNATIONAL VALUE FUND	0	3.724.640	3.724.640
**D	LVIP SSCA INTERNATIONAL INDEX FUND	0	488.643	488.643
**D	LVIP SSCA DEVELOPED INTERNATIONAL 150 FUND	0	357.410	357.410
**D	SPDR MSCI ACWI IMI ETF	0	9.622	9.622
**D	SPDR MSCI EAFE STRATEGICFACTORS ETF	0	17.201	17.201
**D	SPDR MSCI WORLD STRATEGICFACTORS ETF	0	324	324
**D	HARTFORD MULTIFACTOR DEVELOPED MARKETS (EX-US) ETF	0	654.711	654.711
**D	HARTFORD MULTIFACTOR LOW VOLATILITY INTERNATIONAL EQUITY ETF	0	1.620	1.620
**D	HARTFORD FUNDS MANAGEMENT COMPANY, LLC	0	814	814
**D	COUNTY OF LOS ANGELES SAVINGS PLAN	0	7.185	7.185
**D	COUNTY OF LOS ANGELES SAVINGS PLAN	0	128.527	128.527
**D	ALLIANCEBERNSTEIN INTERNATIONAL ALL-COUNTRY PASSIVE SERIES	0	14.843	14.843
**D	MARYLAND STATE RETIREMENT & PENSION SYSTEM	0	1.409.363	1.409.363
**D	RUSSELL INV MULTI-ASSET FACTOR EXPOSURE FUND	0	67.665	67.665
**D	ALLIANCE GLOBAL INVESTORS GMSH FOR ALLIANCE VERM. EUROPA	0	852.260	852.260
**D	ALLIANCE GLOBAL INVESTORS GMSH FOR ALLIANCE EUROPAVISION	0	318.223	318.223
**D	THE PRUDENTIAL INSURANCE COMPANY OF AMERICA	0	251.575	251.575
**D	PRUDENTIAL TRUST CO MASTER COMINGLED INV F FOR TAX EXEMPT TR	0	9.210	9.210
**D	MDPIM INTERNATIONAL EQUITY INDEX FUND	0	18.878	18.878
**D	MD INTERNATIONAL VALUE FUND	0	75.798	75.798
**D	MD EQUITY FUND	0	119.219	119.219
**D	MDPIM INTERNATIONAL EQUITY FUND	0	696.541	696.541

LISTA ESITO DELLE VOTAZIONE

Oggetto: Autorizzazione all'acquisto di azioni proprie; deliberazioni inerenti e conseguenti.

FAVOREVOLI

Badge	Ragione Sociale	Proprio	Delega	Totale
**D	MERCER INTERNATIONAL EQUITY FUND	0	38.432	38.432
**D	MCI FUNDS PLC	0	1.177.388	1.177.388
**D	MERCER QIF CCF	0	2.054.964	2.054.964
**D	GTAA PANTHER FUND L.P	0	478.509	478.509
**D	MORGAN STANLEY INSTITUTIONAL FUND, INC. - REAL ASSETS PORTFOLIO	0	17.490	17.490
**D	MORGAN STANLEY INSTITUTIONAL FUND FR- GL MULTI-ASSET INC ETF	0	1.391	1.391
**D	MITSUBISHI SMART PREMIA FUND	0	348	348
**D	CITY OF NEW YORK GROUP TRUST	0	20.483	20.483
**D	LEGG MASON FUNDING LTD	0	14.100	14.100
**D	BRIGHTHOUSE FUNDS TRUST I - PANAGORA GLOBAL DIV RISK PORTFOLIO	0	6.828	6.828
**D	NANTROP LIFE INSURANCE COMPANY	0	4.165	4.165
**D	NORTROP GRUMMAN CORPORATION VERA MASTER TRUST I	0	18.791	18.791
**D	TEXAS MUNICIPAL RETIREMENT SYSTEM	0	6.230	6.230
**D	STATE OF NEW JERSEY COMMON PENSION FUND D	0	391.953	391.953
**D	ONTARIO TEACHERS PENSION PLAN BOARD	0	1.279.333	1.279.333
**D	NORTHWESTERN MUTUAL SERIES FD, INC. - INTERNATIONAL EQ PORTFOLIO	0	1.599.385	1.599.385
**D	NORTHWESTERN MUTUAL SERIES FD, INC. - RESEARCH EMER CORE PORTF	0	2.106.695	2.106.695
**D	BRANDES CANADA INTERNATIONAL EQUITY UNIT TRUST	0	380.193	380.193
**D	BRANDES CANADA GLOBAL EQUITY UNIT TRUST	0	251.154	251.154
**D	BRANDES GLOBAL OPPORTUNITIES FUND	0	13.171	13.171
**D	LAZARD GLOBAL LOW VOLATILITY FUND	0	146.341	146.341
**D	CITY OF NEW YORK GROUP TRUST	0	2.256	2.256
**D	CITY OF NEW YORK GROUP TRUST	0	11.900	11.900
**D	CITY OF NEW YORK GROUP TRUST	0	14.300	14.300
**D	CITY OF NEW YORK GROUP TRUST	0	4.970	4.970
**D	CITY OF NEW YORK GROUP TRUST	0	14.590	14.590
**D	CITY OF NEW YORK GROUP TRUST	0	9.690	9.690
**D	CITY OF NEW YORK GROUP TRUST	0	17.210	17.210
**D	CITY OF NEW YORK GROUP TRUST	0	15.520	15.520
**D	CITY OF NEW YORK GROUP TRUST	0	17.930	17.930
**D	CITY OF NEW YORK GROUP TRUST	0	359.441	359.441
**D	CITY OF NEW YORK GROUP TRUST	0	291.955	291.955
**D	CITY OF NEW YORK GROUP TRUST	0	277.370	277.370
**D	PIMCO EQUITY SERIES-PIMCO RAFT DYNAMIC MULTI-FACTOR INT EQ ETF	0	11.169	11.169
**D	FIDELITY COVINGTON TRUST: FIDELITY TARGETED INT FACTOR ETF	0	1.020	1.020
**D	FIDELITY COMMONWEALTH TRUST II:FIDELITY INTE ENHANCED INDRX FD	0	717.322	717.322
**D	FIDELITY COVINGTON TRUST - FIDELITY INTERNATIONAL HIGH OLD ETF	0	22.542	22.542
**D	FIDELITY COVINGTON TRUST-FIDELITY INT VALUE FACTOR ETF	0	4.334	4.334
**D	GTAA FINEBRIDGE LP	0	41.065	41.065
**D	FIDELITY INTERNATIONAL HIGH DIVIDEND INDEX ETF	0	55.107	55.107
**D	PIMCO FUNDS: GLOBAL INVESTORS SERIES PLC	0	43.840	43.840
**D	PIMCO FUNDS: GLOBAL INVESTORS SERIES PLC	0	13.668	13.668

83942/1951

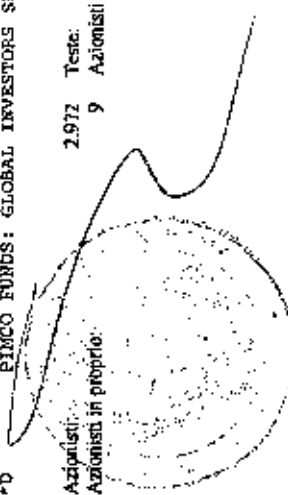
*[Handwritten signature]*

*[Handwritten signature]*

Pagina 25

2.972 Teste: 19  
9 Azionisti in delega 2.963

Azionisti  
Azionisti in proprio:



LISTA ESITO DELLE VOTAZIONE

Oggetto: Autorizzazione all'acquisto di azioni proprie; deliberazioni inerenti e conseguenti.

FAVOREVOLI

Badge	Ragione Sociale	Proprio	Delega	Totale
**D	PINCO FUNDS: GLOBAL INVESTORS SERIES PLC	0	8.980	8.980
**D	PINCO FUNDS: GLOBAL INVESTORS SERIES PLC	0	117.636	117.636
**D	PINCO FUNDS: GLOBAL INVESTORS SERIES PLC	0	2.659	2.659
**D	PINCO RAE FUNDAMENTAL INTERNATIONAL FOND LLC	0	685	685
**D	PINCO EQUITY SERIES: PINCO DIVIDEND AND INCOME FUND	0	345.652	345.652
**D	PINCO EQUITY SERIES: PINCO RAE FUNDAMENTAL INTERNATIONAL FUND	0	91.422	91.422
**D	PRINCIPAL DIVERSIFIED REAL RESET CIT	0	257.939	257.939
**D	PFM MULTI-MANAGER SERIES TRUST - PFM MULTI-MANAGER INT EQ FD	0	56.805	56.805
**D	ARROWSTREET (CANADA) GLOBAL ALL-COUNTRY FUND I	0	17.738	17.738
**D	ARROWSTREET (CANADA) GLOBAL ALL-COUNTRY FUND II	0	740.907	740.907
**D	ARROWSTREET (CANADA) INTL DEVELOPED MARKET EX US FOND I	0	160.830	160.830
**D	ARROWSTREET (CANADA) GLOBAL WORLD FUND I	0	101.941	101.941
**D	ARROWSTREET (CANADA) INT DEV MARKET EX US ALPHA EXT FD II	0	152.269	152.269
**D	STICHTING PENSIOENFONDS WERK EN(PE) INTEGRATIE	0	22.020	22.020
**D	POTNAM WORLD TROST	0	4.400	4.400
**D	PINCO GLOBAL MULTI-ASSET FUND	0	10.849	10.849
**D	INTEL CORPORATION RETIPEE MEDICAL PLAN TRUST	0	21.006	21.006
**B	ALASKA COMMON TRUST FUND	0	38.854	38.854
**D	THRIVENT PARTNER WORLDWIDE ALLOCATION FUND	0	136.649	136.649
**D	THRIVENT PARTNER WORLDWIDE ALLOCATION PORTFOLIO	0	244.360	244.360
**E	RUSSELL INVESTMENTS GLOBAL EQUITY POOL	0	505.840	505.840
**D	RUSSELL INVESTMENTS OVERSEAS EQUITY POOL	0	30.800	30.800
**D	RUSSELL INVESTMENTS MULTI-FACTOR INTERNATIONAL EQUITY POOL	0	49.622	49.622
**D	RUSSELL INSTITUTIONAL FUNDS, LLC-RUSSELL INTL EQUITY FUND	0	14.302	14.302
**D	RUSSELL INSTL FUNDS, LLC-RUSSELL MULTI-ASSET CORE PLUS FUND	0	36.082	36.082
**D	RUSSELL INSTITUTIONAL FUNDS, LLC-RUSSELL GLOB EQ PLUS FUND	0	145.759	145.759
**D	RUSSELL INVESTMENTS OVERSEAS EQUITY FUND	0	7.392	7.392
**D	OHIO NATIONAL FUND, INC. - ON FOREIGN PORTFOLIO	0	19.279	19.279
**D	GOV OF HM THE SULTAN AND YANG DI-PERTUAN OF BRUNEI DARUSSALAM	0	73.041	73.041
**D	BANK OF KOREA	0	101.056	101.056
**D	SCS NAVIGATOR FUND, LLC	0	236.276	236.276
**D	BIMCOR OVERSEAS POOLED FUND	0	91.710	91.710
**D	HONG KONG SPECIAL ADMINISTRATIVE REGION GOVERNMENT-EXCHANGE F	0	62.542	62.542
**D	SCOTIA PRIVATE DIVERSIFIED INTERNATIONAL EQUITY POOL	0	432.448	432.448
**D	DESJARDINS DEVELOP EX-USA EX-CANADA MULTIF - CONTROLLED VOL ETF	0	38.714	38.714
**D	SSGA MSCI ACWI EX-USA INDEX NON-LENDING DAILY TRUST	0	10.652	10.652
**D	HONG KONG HOUSING AUTHORITY	0	67.510	67.510
**D	THE UNIVERSITY OF HONG KONG	0	45.040	45.040
**D	BANK OF KOREA	0	17.696	17.696
**D	STATE STREET IRELAND UNIT TRUST	0	13.520	13.520
**D	STARBOARD LIFE INV GLO ABS RETURN STRAT MASTER FUND LTD.	0	354.809	354.809
**D	GTAM - SL LP	0	562.080	562.080
**D		0	131.934	131.934

LISTA ESITO DELLE VOTAZIONE

Oggetto: Autorizzazione all'acquisto di azioni proprie; deliberazioni inerenti e conseguenti.

FAVOREVOLI

Badge	Regione Sociale	Proportio	Delega	Totale
**D	SSGA SPDR ETFs EUROPE Y PUBLIC LIMITED COMPANY	0	299.177	299.177
**D	SSGA SPDR ETFs EUROPE II PUBLIC LIMITED COMPANY	0	2.428.849	2.428.849
**D	SIA DAVID TRENCE FUND FOR RECREATION	0	2.930	2.930
**D	SIERRA/TEMPLETON INTERNATIONAL EQUITY TRUST	0	161.772	161.772
**D	SORSUPER SUPERANNUATION FUND	0	408.657	408.657
**D	CALIFORNIA PUBLIC EMPLOYEES RETIREMENT SYSTEM	0	11.221.479	11.221.479
**D	ROWAN CATHOLIC BISHOP OF SPRINGFIELD A CORPORATION SOLE	0	2.905	2.905
**D	DELTASHARES S+P INTERNATIONAL MANAGED RISK ETF	0	33.850	33.850
**D	TEACHER RETIREMENT SYSTEM OF TEXAS	0	5.609.042	5.609.042
**D	CALIFORNIA STATE TEACHERS RETIREMENT SYSTEM	0	9.068.981	9.068.981
**D	INTEL RETIREMENT PLANS COLLECTIVE INVESTMENT TRUST	0	127.273	127.273
**D	TEMPLETON INTERNATIONAL EQUITY FUND	0	1.779.918	1.779.918
**D	TENNESSEE CONSOLIDATED RETIREMENT SYSTEM	0	1.251.418	1.251.418
**D	AXA SWISS INSTITUTIONAL FUND - EQUITIES GLOBAL EX SWITZERLAND	0	12.800	12.800
**D	PINEBRIDGE GLOBAL FUNDS	0	92.314	92.314
**D	UNITED GLOBAL RESOURCES FUND	0	7.517	7.517
**D	UBS (IRE) ETF PLC	0	37.894	37.894
**D	50 CA USCR UNIONS AND FOOD EMPLOYERS JOINT PENSION TRUST FUND	0	226.193	226.193
**D	VANGUARD FTSE DEVELOPED EUROPE ALL CAP INDEX ETF	0	42.484	42.484
**D	VANGUARD FTSE DEVELOPED ALL CAP EX NORTH AMERICA INDEX EFF	0	94.227	94.227
**D	VANGUARD DEVEL ALL-CAP EX NORTH AMERICA EQT IND POOLED FUND	0	7.064	7.064
**D	VANGUARD GLOBAL MINIMUM VOLATILITY ETF	0	8.988	8.988
**D	VANGUARD GLOBAL MOMENTUM FACTOR ETF	0	2.073	2.073
**D	VANGUARD GLOBAL VALDE FACTOR ETF	0	6.208	6.208
**D	VANGUARD FTSE DEVEL EX NTH AMER HIGH DIVIDEND YIELD INDEX ETF	0	2.573	2.573
**D	ALIANZ GLOBAL INVESTORS GWKR FOR ALLIANZ-FONDS VDB	0	19.392	19.392
**D	VANGUARD INVESTMENTS II COMMON CONTRACTUAL FUND	0	408.366	408.366
**D	VANGUARD INVESTMENTS COMMON CONTRACTUAL FUND	0	295.801	295.801
**D	VANGUARD FTSE DEVELOPED EUROPE INDEX ETF	0	7.838	7.838
**D	HEB SAVINGS & RETIREMENT PLAN TRUST	0	8.596	8.596
**D	THE WELLINGTON TR COM NATIONAL ASS MULT COLLECT INV F TRUST	0	252.460	252.460
**D	WELLINGTON TR CO NAT ASS MULT C TR F TR, ORPORT EQ ETF	0	30.449	30.449
**D	THE WELLINGTON TR CO NAT ASS MULT COMM DIVER INFL HEDGED II	0	51.200	51.200
**D	WELLINGTON TR CO NAT ASS MULT COLLECTIVE INV F TRUST II	0	338.164	338.164
**D	WELLINGTON TR CO NAT ASS MULT COMM TR FD TR ENERGY II FORT	0	166.060	166.060
**D	WELLINGTON TR CO NAT ASS MULT COMM TR FD TST COM VALDE INF OPP	0	1.064.263	1.064.263
**D	WELLS FARGO BR DECL OF TR EST INV FUNDS FOR EMPLOYEE BRH TR	0	88.114	88.114
**D	WELLS FARGO VT INTERNATIONAL EQUITY FUND	0	135.403	135.403
**D	WELLS FARGO DIVERSIFIED INTERNATIONAL FUND	0	54.008	54.008
**D	WELLS FARGO INTERNATIONAL EQUITY FUND	0	546.375	546.375
**D	WELLS FARGO ADVANTAGE INFLATION-PROTECTED BOND PORTFOLIO	0	16.075	16.075
**D	WISDOMTREE ISSUER PUBLIC LIMITED COMPANY	0	32.676	32.676
**D	WELLINGTON TRUST COLLECTIVE INVESTMENT TRUST	0	1.501.309	1.501.309


83942/1956

*[Handwritten signature]*

Pagina 27

2.972 Teste: 19  
9 Azionisti in delega: 2.963

Azionista  
Azionisti in proprio



83942/1257

LISTA ESITO DELLE VOTAZIONE

Oggetto: Autorizzazione all'acquisto di azioni proprie; deliberazioni inerenti e conseguenti.  
FAVOREVOLI

Badge	Ragione Sociale	Proprio	Delega	Totale
**D	WELLINGTON OPPORTUNISTIC INVESTMENT FUND, L.P.	0	17.714	17.714
**D	DIVERSIFIED MARKETS (2010) POOLED FOND TRUST	0	5.194	5.194
**D	WASHINGTON STATE INVESTMENT BOARD	0	6.761.869	6.761.869
**D	WISDOMTREE DYNAMIC CURRENCY HEDGED EUROPE EQUITY FUND	0	5.437	5.437
**D	WISDOMTREE DYNAMIC CURRENCY HEDGED INTERNL EQUITY FUND	0	67.503	67.503
**D	WISDOMTREE GLOBAL EX-MEXICO EQUITY FUND	0	193	193
**D	WISDOMTREE INTERNATIONAL HIGH DIVIDEND FUND	0	135.631	135.631
**D	WISDOMTREE INTERNATIONAL EQUITY FUND	0	272.628	272.628
**D	WISDOMTREE GLOBAL HIGH DIVIDEND FUND	0	16.098	16.098
**D	WISDOMTREE INTERNATIONAL DIVIDEND EX-FINANCIALS FUND	0	134.810	134.810
**D	WISDOMTREE INTERNATIONAL LARGECAP DIVIDEND FUND	0	188.886	188.886
**D	WISDOMTREE INTERNATIONAL MULTIFACTOR FUND	0	9.257	9.257
**D	NEW YORK STATE TEACHERS RETIREMENT SYSTEM	0	1.067.803	1.067.803
**D	BMO CORPORATE CLASS INC.	0	136.819	136.819
**D	BMO MONTHLY INCOME FUND	0	130.618	130.618
**D	BMO GLOBAL EQUITY FUND	0	63.722	63.722
**D	BMO DIVERSIFIED INCOME PORTFOLIO	0	48.107	48.107
**D	PRIIDENTIAL RETIREMENT INSURANCE & ANNUITY COMPANY	0	227.455	227.455
**D	VAILSBURG FUND LLC	0	29.270	29.270
**D	WELLINGTON MANAGEMENT FUNDS (IRELAND) PLC	0	15.159	15.159
**D	MANULIFE ASSET MANAGEMENT INTERNATIONAL EQUITY INDEX POOLED F	0	101.287	101.287
**D	SS BK AND TRUST COMPANY INV FUNDS FOR TAXEXEMPT RETIREMENT PL	0	11.581.851	11.581.851
**D	RESOURCE STOCK INDEX COMMON TRUST FUND	0	58.545	58.545
**D	SSGA ACWI INTER ALPHA SELECT NON-LENDING QP COMMON TRUST F	0	51.037	51.037
**D	SSGA ROSELLL FD GL EX-US INDEX NONLENDING QP COMMON TRUST FUND	0	79.632	79.632
**D	SSGA S+P GLB LARGE/MIDCAP NAT RES INDEX NON-LEND QP COMM TR F	0	255.405	255.405
**D	SSGA FTSE RAFI DEVELOPED 1000 INDEX NON-LENDING COMMON TR F	0	53.068	53.068
**D	STATE STREET GLOBAL MANAGED VOL ALPHA NON-LENDING COM TRUST FD	0	99.635	99.635
**D	SS FTSE DEV COMPREHENSIVE FACTOR IMD NON-LENDING COMMON TR F	0	63.449	63.449
**D	STATE STREET RAFI DEVELOP EX-US INDEX NON-LENDING COMMON TR F	0	17.753	17.753
**D	SSGA ALL COUNTRY W EX-US INTER ALPHA SEL NON-LEND COMMON TR F	0	157.631	157.631
**D	SSGA MSCI EUROPE SCREENED INDEX NON-LENDING COMMON TRUST FUND	0	240.692	240.692
**D	MSCI RAFFI PROV SCREENED INDEX NON - LENDING COMMON TR FUND	0	43.302	43.302
**D	VANGUARD ENERGY FUTRO	0	466.698	466.698
**D	VANGUARD TOTAL WORLD STOCK INDEX FUND	0	818.047	818.047
**D	VANGUARD DEVELOPED MARKETS INDEX FUND	0	15.135.595	15.135.595
**D	MULTICOOPERATION SICAV	0	16.701	16.701
**D	UBS ETF	0	8.737	8.737
**D	UBS ETF	0	370.970	370.970
**D	UBS ETF	0	2.128	2.128
**D	UBS ETF	0	3.707	3.707
**D	UBS ETF	0	1.332	1.332
**D	UBS ETF	0	61.404	61.404

LISTA ESITO DELLE VOTAZIONE

Oggetto: Autorizzazione all'acquisto di azioni proprie; deliberazioni inerenti e conseguenti.

FAVOREVOLI

Badge	Ragione Sociale	Proprio	Delega	Totale
**D	UBS ETF	0	489	489
**D	UBS ETF	0	9.893	9.893
**D	UBS ETF	0	12.631	12.631
**D	MONETARY AUTHORITY OF SINGAPORE	0	594.136	594.136
**D	BLACKROCK NATURAL RESOURCES TRUST	0	105.425	105.425
**D	ISHARES MSCI EAFE INTERNATIONAL INDEX FUND	0	1.412.992	1.412.992
**D	BLACKROCK ENERGY AND RESOURCES TRUST	0	458.300	458.300
**D	BLACKROCK RETIREMENT AND COMMODITIES STRATEGY TRUST	0	576.800	576.800
**D	COLLEGE RETIREMENT EQUITIES FUND	0	2.990.309	2.990.309
**D	COLLEGE RETIREMENT EQUITIES FUND	0	245.237	245.237
**D	TILIA-CREEF INTERNATIONAL EQUITY INDEX FUND	0	2.074.065	2.074.065
**D	BRIGHOUSE FUNDS TRUST I - MFS RESEARCH INTERNATIONAL ETF	0	901.865	901.865
**D	CONAGRA FOODS MASTER PENSION TRUST	0	63.692	63.692
**D	PACE INTERNATIONAL EQUITY INVESTMENTS	0	586.901	586.901
**D	RUSSELL INVESTMENT COMPANY - RUSSELL INTERN DEVELOPED MKT. F	0	290.143	290.143
**D	RUSSELL INVESTMENT COMPANY RUSSELL GLOBAL EQUITY FUND	0	90.367	90.367
**D	WENZY HEALTH	0	95.062	95.062
**D	BOSTON RETIREMENT SYSTEM	0	161.233	161.233
**D	VALIC COMPANY I - INTERNATIONAL EQUITIES FUND	0	181.577	181.577
**D	VALIC COMPANY I INTERNATIONAL VALUE FUND	0	1.183.672	1.183.672
**D	VALIC COMPANY I - GLOBAL STRATEGY FUND	0	204.179	204.179
**D	BRIGHOUSE FUNDS TRUST II - METLIFE MSCI EAFE INDEX ETF	0	184.398	184.398
**D	STATS OF MINNESOTA	0	1.388.478	1.388.478
**D	RUSSELL INVESTMENT FUNDS INTERNATIONAL DEVELOPED MARKETS FUND	0	40.582	40.582
**D	ALAMEDA COUNTY EMPLOYEES' RETIREMENT ASSOCIATION	0	970.366	970.366
**D	MERCER NEW-US CORE EQUITY FUND	0	619.796	619.796
**D	TRANSAMERICA TSM INTERNATIONAL EQUITY VP	0	131.696	131.696
**D	JOHN HANCOCK LIFE AND HEALTH INSURANCE COMPANY	0	7.445	7.445
**D	MASSAUTUAL SELECT OVERSEAS FUND	0	208.165	208.165
**D	MMI FOREIGN FUND	0	438.653	438.653
**D	SPDR MSCI ACWI EX-US ETF	0	218.920	218.920
**D	SPDR S&P WORLD (EX-US) ETF	0	621.511	621.511
**D	ORANGE COUNTY EMPLOYEES RETIREMENT SYSTEM	0	152.007	152.007
**D	MORGAN STANLEY INSTITUTIONAL FD TR - GLOBAL STRATEGIST PTF	0	10.807	10.807
**D	MORGAN STANLEY VAR INS FUND, INC. GLOBAL STRATEGIST PORTFOLIO	0	1.280	1.280
**D	ONTARIO TEACHERS PENSION PLAN BOARD	0	1.288.759	1.288.759
**D	EUROPE INVESTMENT FUND	0	73.038	73.038
**D	BRANDES GLOBAL BALANCED FUND	0	17.559	17.559
**D	BRANDES INTERNATIONAL EQUITY FUND	0	212.895	212.895
**D	BRANDES GLOBAL EQUITY FUND	0	306.954	306.954
**D	SIORNA CANADIAN BALANCED FUND	0	24.704	24.704
**D	PACIFIC SELECT FUND INTERNATIONAL VALUE PORTFOLIO	0	2.050.945	2.050.945
**D	PACIFIC SELECT FUND INTERNATIONAL LARGE CAP PORTFOLIO	0	988.377	988.377


83942/258

*[Handwritten signature]*

Pagina 29

2.972 Tesi: 19  
9 Azionisti in delega 2.963

Azionisti:  
Azionisti in propria



83942/2019

LISTA ESITO DELLE VOTAZIONE

Oggetto: Autorizzazione all'acquisto di azioni proprie; deliberazioni inerenti e conseguenti.

FAVOREVOLI

Badge	Ragione Sociale	Proprio	Delega	Totale
**D	WELLINGTON DIVERSIFIED INFLATION HEDGES FUND	0	445.215	445.215
**D	EMPLOYEES RETIREMENT SYSTEM OF THE CITY OF PROVIDENCE	0	74.138	74.138
**D	MERCY HEALTH RETIREMENT TRUST	0	47.671	47.671
**D	WELLINGTON TR CO NAT ASS MULT COMMON TR F TR REAL ASSET PTF	0	21.018	21.018
**D	WELLINGTON TR CO NAT ASS COM TR F TR DIVERS INFLATION HRS PTF	0	727.751	727.751
**D	MORFOLK COUNTY RETIREMENT SYSTEM	0	48.074	48.074
**D	SPDR DJ EURO STOXX 50 ETF	0	102.487	102.487
**D	INTERNATIONAL ALPHA SELECT COMMON TRUST FUND	0	2.038.153	2.038.153
**D	COMMON TRUST ITALY FUND	0	163.122	163.122
**D	WORLD INDEX ODS SECURITIES LENDING COMMON TRUST FUND	0	2.198.648	2.198.648
**D	ISHARES IT PUBLIC LIMITED COMPANY	0	35.867	35.867
**D	ISHARES PUBLIC LIMITED COMPANY	0	6.735.902	6.735.902
**D	ISHARES V PUBLIC LIMITED COMPANY	0	1.058.949	1.058.949
**D	ISHARES LII PUBLIC LIMITED COMPANY	0	185.390	185.390
**D	ISHARES VI PUBLIC LIMITED COMPANY	0	1.593.742	1.593.742
**D	ISHARES IV PUBLIC LIMITED COMPANY	0	201.202	201.202
**D	ISHARES VII PIC	0	1.540.032	1.540.032
**D	REN AMRO MOLAI-MANAGER FUNDS	0	5.650.642	5.650.642
**D	BLACKROCK AM DE FOR ISHARES EURO STOXX UCITS ETF (DE)	0	1.630.164	1.630.164
**D	BLACKROCK AM DE FOR ISHARES STOXX EUROPE 50 UCITS ETF (DE)	0	933.696	933.696
**D	BLACKROCK AM DE FOR ISHS STOXX EUROPE LARGE 200 UCITS ETF (DE)	0	107.057	107.057
**D	ISHARES I INV MIT TGV F ISHS ST EUROPE600 OIL+GAS UCITS ETF DE	0	41.239	41.239
**D	BLACKROCK AM DE FOR ISHARES STOXX EUROPE 600 UCITS ETF (DE)	0	3.181.882	3.181.882
**D	NAT WEST+DEP SERV LTD BK PLC AS TRUSTEE O LF PRUL EURO QIS FD	0	1.689.466	1.689.466
**D	PACE INTERNATIONAL EQUITY INVESTMENTS	0	436.869	436.869
**D	MONETARY AUTHORITY OF SINGAPORE FUND	0	327.069	327.069
**D	MANAGED PENSION FUNDS LIMITED	0	449.047	449.047
**D	SCOTTISH WIDOWS OVERSEAS GROWTH INV F ICVC - EURO GROWTH F	0	1.632.568	1.632.568
**D	SCOTTISH WIDOWS OVERSEAS GROWTH INV FUNDS ICVC-GLOBAL GROW F	0	459.846	459.846
**D	SCOTTISH WIDOWS INV SOLUTIONS F ICVC- EUROPEAN (EX UK) EQ FD	0	198.621	198.621
**D	THE TRUSTEES OF ELECTRONIC DATA SYSTEMS 1994 PENSION SCHEME	0	647.314	647.314
**D	THE TRUSTEES OF ELECTRONIC DATA SYSTEMS LTD RETIREMENT PLAN	0	13.821	13.821
**D	SEI TRUSTING PENSIONFONDS CHEMOURS NEDERLAND	0	41.895	41.895
**D	BMO INVESTMENT FUNDS (UK) ICVC IV BMO GLOBAL EQUITY FUND	0	17.673	17.673
**D	STATE STREET TRUSTEES LIMITED ATF FP MITCH INCOME FUND	0	180.038	180.038
**D	THE TRUSTEES OF GOLDMAN SACHS UK RETIREMENT PLAN	0	77.200	77.200
**D	M+G INVESTMENT FUNDS (1) - M+G EUROPEAN INDEX TRACKER FUND	0	8.770	8.770
**D	M+G INVESTMENT FUNDS (?) - M+G GLOBAL CONVERTIBLES FUND	0	38.432	38.432
**D	NATIONAL TRUST FOR SCOTLAND	0	142.032	142.032
**D	THE TRUSTEES OF THE CARNEGIE TRUST FOR UNI OF SCOTLAND	0	57.286	57.286
**D	WGM INV FUNDS U.K. ICVC - UNCA EUROPEAN SEL EQ FUND	0	208.566	208.566
**D	VANGUARD INV FDS ICVC-VANG FTSE DEV WOR LD EX - UK EGT IHD FD	0	36.000	36.000
**D		0	449.707	449.707

LISTA ESITO DELLE VOTAZIONE

Oggetto: Autorizzazione all'acquisto di azioni proprie; deliberazioni inerenti e conseguenti.

FAVOREVOLI

Badge	Ragione Sociale	Proprio	Delega	Totale
**D	VANGUARD INV F ICVC-VANGUARD FTSE DEV EUROPE EX-UK EQ INDEX F	0	893.210	893.210
**D	VANGUARD INV FUNDS ICVC-VANGUARD FTSE GLOB ALL CAP IND FUND	0	9.852	9.852
**D	PUBLIC AUTHORITY FOR SOCIAL INSURANCE	0	21.443	21.443
**D	MULTI-MANAGER ICVC - MULTI-MANAGER OPEQUITY INCOME FUND	0	223.178	223.178
**D	MULTI-MANAGER ICVC MULTI-MANAGER UK EQUITY GROWTH FUND	0	17.043	17.043
**D	SCOTTISH WIDOWS INV SOC F ICVC- FUNDAMENTAL INDEX GLE EQ F	0	675.626	675.626
**D	STATS STREET INTERNATIONAL EQUITYWISS INDEX TRUST	0	82.790	82.790
**D	EMERGENCY SERVICES SUPERANNUATION SCHEME	0	11.281	11.281
**D	FIRST STATE SUPERANNUATION SCHEME	0	382.320	382.320
**D	MFS LOW VOLATILITY GLOBAL EQUITY TRUST	0	1.143	1.143
**D	RUSSELL INVESTMENTS TAX EFFECTIVE GLOBAL SHARES FUND	0	31.191	31.191
**D	PYNEBRIDGE GLOBAL DYNAMIC ASSET ALLOCATION FUND	0	51.673	51.673
**D	STATE STREET GLOBAL EQUITY FUND	0	55.032	55.032
**D	QSUPER	0	48.779	48.779
**D	UBS IQ MSCI WORLD EX AUSTRALIA ETHICAL ETF	0	2.417	2.417
**D	UBS IQ MSCI EUROPE ETHICAL ETF	0	3.209	3.209
**D	VFMC INTERNATIONAL EQUITY TRUST 1	0	19.543	19.543
**D	VFMC INTERNATIONAL EQUITY TRUST 2	0	40.590	40.590
**D	ARROWSTREET (CANADA) GLOBAL ALL-COUNTRY ALPHA EXTENSION FUND I	0	18.705	18.705
**D	ARROWSTREET (CANADA) GLOBAL GLOBAL WORLD ALPHA EXTENSION FUND I	0	30.458	30.458
**D	CANADA PENSION PLAN INVESTMENT BOARD	0	38.521	38.521
**D	FLORISH INVESTMENT CORPORATION	0	2.099.093	2.099.093
**D	PEOPLE'S BANK OF CHINA	0	3.119.129	3.119.129
**D	GMEBS ADMINISTRATION CORPORATION FUND	0	753.967	753.967
**D	CATHOLIC ENDOWMENT FUND, LE	0	12.378	12.378
**D	DE SHAW OCULOS INTERNATIONAL INC	0	16.921	16.921
**D	GIM EUROPEAN CAYMAN FUND LIMITED	0	68.028	68.028
**D	GIM FORT STR FDR-EUR DY NIG-SHED (DEF6)	0	76.287	76.287
**D	SPARINVEST EUROPEAN VALUE	0	497.261	497.261
**D	SPARINVEST GLOBAL VALUE	0	98.030	98.030
**D	ALICE A PROETTI FAMILY TRUST USD 09/27/13	0	2.546	2.546
**D	AMERGEN CLINTON NUCLEAR POWER CLANT NONQUALIFIED FUND	0	5.126	5.126
**D	ALW 2010 FAMILY TRUST	0	106.618	106.618
**D	BAE SYSTEMS PENSION FUNDS COMMON INVESTMENT FUND	0	100.381	100.381
**D	MASTER TRUST FOR CERTAIN TAX-QUALIFIED SECTHEL RST PLANS	0	63.212	63.212
**D	THE BOSING COMPANY EMPLOYEES SAVINGS PLANS MASTER TRUST	0	221.135	221.135
**D	SECTHEL NR PROGRAM PENSION MASTER TRUST	0	13.385	13.385
**D	BATTELLE MEMORIAL INSTITUTE	0	14.100	14.100
**D	TRUST FOR THE PENSION PLAN OF THE CHUBB CORPORATION	0	56.294	56.294
**D	CALIFORNIA COMMUNITY FOUNDATION	0	8.350	8.350
**D	CYSTIC FIBROSIS FOUNDATION	0	61.964	61.964
**D	CHURCH OF ENGLAND INVESTMENT FUND FOR PENSIONS	0	47.282	47.282
**D	DAUGHTERS OF CHARITY OF ST VINCENT DE PAUL PROV OF THE WEST	0	70.527	70.527

83942/260

*[Handwritten signature]*

Pagina 31

*[Handwritten signature]*

2.972 Teste: 19  
9 Azionisti in delega: 2.963





83942/1261

LISTA ESITO DELLE VOTAZIONI

Oggetto: Autorizzazione all'acquisto di azioni proprie; deliberazioni inerenti e conseguenti.

FAVOREVOLI

Badge	Ragione Sociale	Proprio	Delega	Totale
**D	ACORN 1998 TRUST	0	2.631	2.631
**D	EXELON PERCH BOTTOM UNIF 1 QUALIFIED FUND	0	917	917
**D	EXELON FITZPATRICK QUALIFIED FUND	0	12.088	12.088
**D	JOSHUA GREEN CORPORATION	0	9.292	9.292
**D	HONEYWELL SAVINGS AND OWNERSHIP PLAN MASTER TRUST	0	11.252	11.252
**D	JTW TRUST NO. 3 UAD 9/19/02	0	12.024	12.024
**D	JTW TRUST NO. 1 UAD 9/19/02	0	8.181	8.181
**D	JTW TRUST NO. 5 UAD 9/19/02	0	4.210	4.210
**D	LTM INVESTMENTS LLC	0	145.545	145.545
**D	NEW CHURCH INVESTMENT FUND	0	4.800	4.800
**D	KNPF CONTRACTOR DE MASTER TRUST	0	102.364	102.364
**D	NOVANT HEALTH INC	0	22.898	22.898
**D	PEPICO, INC. MASTER TRUST	0	267.659	267.659
**D	NTCC COLLECTIVE FUNDS FOR EMPLOYEE BENEFIT TRUSTS	0	668.423	668.423
**D	SAMFORD UNIVERSITY PENSION PLAN TRUST	0	2.423	2.423
**D	S.ROBSON WALTON 1999 CHILDRENS TRUST	0	3.171	3.171
**D	THOMAS L. WALTON FAMILY TRUST UAD 03/19/13	0	2.268	2.268
**D	RETIREMENT PLAN FOR CITY OF TAMPA GENERAL EMPLOYEES	0	48.262	48.262
**D	VIRGINIA C. WARS REVOCABLE TRUST DATED AUGUST 6, 1991	0	1.758	1.758
**D	HRW TRUST NO 2 UAD 01/17/03	0	11.295	11.295
**D	NEW TESTAMENTARY TRUST NO. 10	0	15.313	15.313
**D	WHEELS COMMON INVESTMENT FUND	0	24.153	24.153
**D	S. ROBSON WALTON 2010 TRUST	0	4.472	4.472
**D	EXELON CORPORATION EMPLOYEES BENEFIT TRUST FOR MNC EMP	0	53.599	53.599
**D	EXELON CORPORATION PENSION MASTER RETIREMENT TRUST	0	767.339	767.339
**D	PECO ENERGY COMPANY RETIREE MEDICAL TRUST	0	46.374	46.374
**D	EXELON CORPORATION NUCLEAR DECOMMISSION TRUST - NON TAX QUAL	0	657	657
**D	STEWART L. WALTON FAMILY TRUST UAD 3/19/13	0	4.379	4.379
**D	S. ROBSON WALTON 2009 GRAT NO. 4 ARTICLE II TRUST	0	5.023	5.023
**D	JOHN T WALTON FAMILY TRUST	0	21.689	21.689
**D	USAA MASTER TRUST (PENSION AND RSP)	0	12.931	12.931
**D	BANK OF BOTSWANA	0	30.846	30.846
**D	CITY OF CLEARWATER EMPLOYEE'S PENSION FUND	0	79.600	79.600
**D	FIREMEN'S ANNUITY & BENEFIT FUND OF CHICAGO	0	102.602	102.602
**D	BAPTIST FOUNDATION OF TEXAS DBA HIGHGROUND ADVISORS	0	143.669	143.669
**D	INTERNATIONAL MONETARY FUND RETIRED STAFF BENEFITS INVESTMENT	0	15.104	15.104
**D	LINCOLNSHIRE COUNTY COUNCIL PENSION FUND	0	58.129	58.129
**D	MERCY INVESTMENT SERVICES, INC	0	14.978	14.978
**D	MONSANTO COMPANY MASTER PENSION TRUST	0	103.867	103.867
**D	ASCENSION HEALTHCARE MASTER PENSION TRUST	0	334.063	334.063
**E	PENSION BOARDS-UNITED CHURCH OF CHRIST	0	9.393	9.393
**D	PENSION BOARDS-UNITED CHURCH OF CHRIST	0	34.024	34.024
**E	PUBLIC PENSION AGENCY	0	1.140.243	1.140.243

LISTA ESITO DELLE VOTAZIONE

Oggetto: Autorizzazione all'acquisto di azioni proprie; deliberazioni inerenti e conseguenti.  
FAVOREVOLI

Badge	Ragione Sociale	Proprio	Delega	Totale
**D	PUBLIC PENSION AGENCY	0	81.275	81.275
**D	STATE OF UTAH, SCHOOL AND INSTITUTIONAL TRUST FUNDS	0	56.900	56.900
**D	FIREMEN'S RETIREMENT SYSTEM OF ST. LOUIS	0	36.589	36.589
**D	MS TR AGREE ON VAR EMPL BEN PL ONIL OS INC & ITS SUB & AFF	0	35.397	35.397
**D	HTCC WELLINGTON EUROPE CONTRARIAN VALUE FUND ARGF	0	23.617	23.617
**D	THE BOARD OF MANAGEMENT OF THE CHINESE PERMANENT CEMETERIES	0	3.499	3.499
**D	HEAT DRUGS FUND ASSOCIATION	0	2.943	2.943
**D	HOSPITAL AUTHORITY PROVIDENT FUND SCHEME	0	660.339	660.339
**D	HONG KONG SAR GOVERNMENT EXCHANGE FUND	0	2.930.439	2.930.439
**D	BANK NEGARA MALAYSIA	0	177.246	177.246
**D	ATIVO INTERNATIONAL EQUITY FUND LP	0	42.030	42.030
**D	SCOTTING INTERNATIONAL DEVELOPED EQUITY TE LLC	0	1.697	1.697
**D	CARROLL AVENUE PARTNERS LLC	0	1.091	1.091
**D	CARRELIAN INVESTMENT MANAGEMENT LLC	0	40.491	40.491
**D	CRCP GLOBAL SECURITIES LP	0	198	198
**D	DODDINGTON GLOBAL FUND LEC	0	181.843	181.843
**D	DYNASTY INVEST, LTD	0	4.959	4.959
**D	EVA VALLEY MA1 LLC	0	19.292	19.292
**D	FISHER INVESTMENTS TRUST	0	121.576	121.576
**D	FOURTH AVENUE INVESTMENT COMPANY.	0	9.859	9.859
**D	FIDLER PARTNERS LLC	0	1.275	1.275
**D	THE HUNTING FARM LWT DEVELOPED EQUITY LIMITED LIABILITY CO	0	3.166	3.166
**D	BRANDES INVESTMENT PARTNERS, LP 401(K) PLAN	0	26.191	26.191
**D	INTERNATIONAL EXPATRIATE BENEFIT MASTER TRUST	0	12.536	12.536
**D	HASLAM FAMILY INVESTMENT PARTNERSHIP	0	1.580	1.580
**D	THE JEUT MASTER INVESTMENT PARTNERSHIP LLP	0	6.293	6.293
**D	K ARLES INVESTMENTS SH LIMITED	0	22.650	22.650
**D	NTGI-QM COMMON DAILY RAPE INDEX FUND - NON LENDING	0	300.417	300.417
**D	LAKE AVENUE INVESTMENTS, LLC	0	111.083	111.083
**D	LEGAL & GENERAL MSCI EAFE FUND, LLC	0	102.497	102.497
**D	LEHMAN-SPAMM FAMILY PARTNERS LLC	0	177	177
**D	LTV GROUP HOLDINGS, LLC	0	57.102	57.102
**D	LUNA LLC	0	1.264	1.264
**D	LOY PARTNERSHIP, LLC	0	20.125	20.125
**D	B2R HOLDINGS, LLC	0	8.667	8.667
**D	OMEGA FEIP LIMITED PARTNERSHIP	0	574	574
**D	PRO-GEN INVESTMENTS LLC	0	22.310	22.310
**D	CIMBY SPRINGS, LLC	0	69.966	69.966
**D	MA 94 B SHARES, LP	0	87.961	87.961
**D	NTGI-QM COMMON DAILY ALL COONND EX-US INV MKT INDEX F RCLNEND	0	70.855	70.855
**D	ROM LIQUID LLC	0	36.563	36.563
**D	RAMI PARTNERS, LLC	0	212.575	212.575
**D	SALIN, LLC	0	2.858	2.858


83942/262

*[Handwritten signature]*

Pagina 33

2.972 Teste: 19  
9 Azionisti in delega: 2.963

*[Handwritten signature]*



83942/1263

LISTA ESITO DELLE VOTAZIONE

Oggetto: Autorizzazione all'acquisto di azioni proprie; deliberazioni inerenti e conseguenti.  
FAVOREVOLI

Badge	Ragione Sociale	Proprio	Delega	Totale
**D	SENTINEL INTERNATIONAL FUND	0	4.644	4.644
**D	SENTINEL INTERNATIONAL TRUST	0	17.906	17.906
**D	STATES OF GUERNSEY SUPERANNUATION FUND	0	114.792	114.792
**D	TANYA AND CHARLES BRANDES FOUNDATION	0	10.623	10.623
**D	SIM GLOBAL BALANCED TRUST	0	1.145	1.145
**D	SILVER GROWTH FUND, LP	0	1.793	1.793
**D	GLOBAL BOND FUND	0	56.887	56.887
**D	MS FUND LP	0	58.466	58.466
**D	RF FUND, LP	0	20.840	20.840
**D	FCM INTERNATIONAL LLC	0	7.137	7.137
**D	SHIMODA HOLDINGS, LLC	0	14.282	14.282
**D	MALACHITE 35 TRUST	0	3.368	3.368
**D	BOI INVESTMENTS LLC	0	17.949	17.949
**D	ASCENSION ALPHA FUND, LLC	0	684.732	684.732
**D	BRANDES INSTITUTIONAL EQUITY TRUST	0	787.731	787.731
**D	GOVERNMENT OF GUAM RETIREMENT FUND	0	44.160	44.160
**D	K INVESTMENTS SH LIMITED	0	382.367	382.367
**D	LEGAL & GENERAL MSCI EMER SE FUND, LLC	0	93.287	93.287
**D	WFGI - OM COMMON DAILY SAFE INDEX FUND - LENDING	0	180.657	180.657
**D	WFGI - OM COMN DAILY ALL COUNTRY WE EX-US EQ INDEX F - LEND	0	116.493	116.493
**D	WFCO COLLECTIVE FUNDS FOR GRANTOR TRUSTS	0	17.540	17.540
**D	UNITED NATIONS JOINT STAFF PENSION FUND	0	2.000.000	2.000.000
**D	THE PUBLIC INSTITUTION FOR SOCIAL SECURITY	0	1.366.742	1.366.742
**D	THE PUBLIC INSTITUTION FOR SOCIAL SECURITY	0	129.315	129.315
**D	THE PUBLIC INSTITUTION FOR SOCIAL SECURITY	0	210.985	210.985
**D	INTERNATIONAL MONETARY FUND STAFF RETIREMENT PLAN	0	76.988	76.988
**D	UNIT RAT RELIEF AND WORKS AG FOR PALEST REF IN THE NEAR EAST	0	22.034	22.034
**D	MOMRIAN INTERNATIONAL EQUITY FUND L.P.	0	6.254.153	6.254.153
**D	MONRIAN ALL COUNTRIES WORLD EX-US EQUITY FUND LP	0	1.562.168	1.562.168
**D	NATIONAL COUNCIL FOR SOCIAL SECURITY FUND, P.R.C	0	771.759	771.759
**D	NGRE ANN POLYTECHNIC	0	7.385	7.385
**D	THE NATIONAL UNIVERSITY OF SINGAPORE	0	6.069	6.069
**D	FIDELITY SALEM STREET TRUST; FIDELITY FLEX INTERN INDEX FUND	0	38.364	38.364
**D	FIDELITY SALEM STREET TRUST FIDELITY SERIES GLOBAL EX U.S. INDEX FUND	0	851.996	851.996
**D	FISHER INVESTMENTS GLOBAL TOTAL RETURN UNIT TRUST FUND	0	2.072	2.072
**D	HAFORS LIMITED	0	20.416	20.416
**D	STICHTING BLUE SKY LIQUID ASSET FUNDS	0	289.162	289.162
**D	NEW ZEALAND SUPERANNUATION FUND	0	894.680	894.680
**D	ARIA CO FTY LTD AS TRUSTEE FOR COMBINED INVESTMENTS FUND	0	791.448	791.448
**D	ARIA INVESTMENTS TRUST	0	218.397	218.397
**D	MERCER OSS TRUST	0	131.150	131.150
**D	QIC INTERNATIONAL EQUITIES FUND	0	20.299	20.299
**D	GOVERNMENT EMPLOYEES SUPERANNUATION BOARD	0	50.922	50.922

LISTA ESITO DELLE VOTAZIONI

Oggetto: Autorizzazione all'acquisto di azioni proprie; deliberazioni inerenti e conseguenti.  
FAVOREVOLI

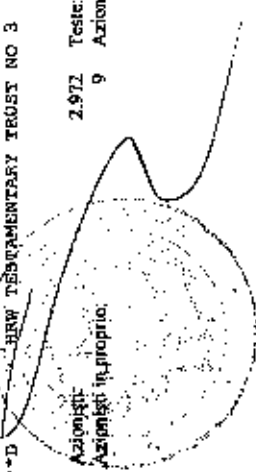
Badge	Ragione Sociale	Proprio	Delega	Totale
**D	LORD MAYORS CHARITABLE FUND	0	2.062	2.062
**D	QUEBEC INVESTMENT TRUST NO.2	0	44.447	44.447
**D	RIVER AND MERCANTILE GLOBAL HIGH ALPHA FUND	0	19.667	19.667
**D	AECOM DC RETIREMENT PLANS SMA MASTER TRUST	0	295.763	295.763
**D	AMERICAN MEDICAL ASSOCIATION	0	133.376	133.376
**D	BLUE SHIELD OF CALIFORNIA EMPLOYEES' RETIREMENT PLAN	0	77.749	77.749
**D	CALIFORNIA PHYSICIANS SERVICE D/B/A BLUE SHIELD OF CALIFORNIA	0	251.644	251.644
**D	CATERPILLAR INVESTMENT TRUST	0	91.464	91.464
**D	CATERPILLAR INC MASTER RETIREMENT TRUST	0	293.181	293.181
**D	CENTURYLINK, INC. DEFINED CONTRIBUTION PLAN MASTER TRUST	0	91.466	91.466
**D	THE NORTHERN TRUST COMPANY SUB-ADVISED COLLECTIVE FUNDS TRUST	0	79.791	79.791
**D	DOMINION RESOURCES INC. MASTER TRUST	0	107.448	107.448
**D	EXELON CORPORATION DEF CONTRIBUTION RET PLANS MASTER TR	0	253.261	253.261
**D	FRANCISCAN ALLIANCE, INC	0	68.011	68.011
**D	FRANCISCAN ALLIANCE, INC	0	89.369	89.369
**D	FORD MOTOR COMPANY DEFINED BENEFIT MASTER TRUST	0	91.925	91.925
**D	THE HEALTH FOUNDATION	0	36.386	36.386
**D	JOHN Z FETZER INSTITUTE INC	0	8.157	8.157
**D	JTW TRUST NO. 4 USD 9/19/02	0	15.764	15.764
**D	JTW TRUST NO. 2 USD 9/19/02	0	11.424	11.424
**D	THE FROSTERS OF THE LEVERHULME TRUST	0	96.575	96.575
**D	THE TRUSTEES OF THE LEVERHULME TRUST	0	100.100	100.100
**D	LOCKHEED MARTIN CORPORATION MASTER RETIREMENT TRUST	0	330.165	330.165
**D	LSC SAVINGS TRUST	0	76.767	76.767
**D	COMMONWEALTH OF MASSACHUSETTS EMPLOYEES DEFERRED COMP PLAN	0	8.786	8.786
**D	MICHIGAN CATHOLIC CONFERENCE MASTER PENSION TRUST	0	4.190	4.190
**D	MARY K MCQUISION MCCAW	0	113.214	113.214
**D	MONSANTO COMP DEFINED CONTRIB AND EMPLOYEE STOCK OWNERSHIP TR	0	3.823	3.823
**D	MICHIGAN CATHOLIC CONFERENCE	0	345.225	345.225
**D	ACTIVE M INTERNATIONAL EQUITY FUND	0	977.513	977.513
**D	NORTHERN FUNDS - INTERNATIONAL EQUITY INDEX FUND	0	869.514	869.514
**D	MASTER TR AGREE BETWEEN PFIZER INC AND THE NORTHERN TR CO	0	25.795	25.795
**D	PRESBYTERIAN CHURCH (USA) FOUNDATION	0	5.525.187	5.525.187
**D	NORTHERN TRUST GLOBAL INVESTMENTS COLLECTIVE FUNDS TRUST	0	272.910	272.910
**D	NATIONAL RAILROAD RETIREMENT INVESTMENT TRUST	0	5.099	5.099
**D	1998 VOL EMPL BEN ASS NOW-SEPR EMPL OF SOUT CAL EDISON CO	0	3.436	3.436
**D	SAMFORD UNIVERSITY	0	34.607	34.607
**D	TEXAS CHRISTIAN UNIVERSITY	0	38.816	38.816
**D	TE CONNECTIVITY CORP RET SAVINGS AND INVESTMENT PLAN TRUST	0	72.486	72.486
**D	THE TRUSTEES OF THE HENRY SMITH CHARITY	0	18.034	18.034
**D	TRINITY COLLEGE CAMBRIDGE	0	11.309	11.309
**D	THE UNIVERSITY OF ARKANSAS FOUNDATION, INC	0	17.512	17.512
**D	HRW TESTAMENTARY TRUST NO 3	0		

83942/1266

Pagina 35

Azionisti: 2.972 Teste: 19  
Azionisti in delega: 9 Azionisti in delega: 2.963

Azionisti: 2.972 Teste: 19  
Azionisti in delega: 9 Azionisti in delega: 2.963



08 30 4 2/2015

LISTA ESITO DELLE VOTAZIONI

Oggetto: Autorizzazione all'acquisto di azioni proprie; deliberazioni inerenti e conseguenti.

FAVOREVOLI

Badge	Ragione Sociale	Proprio	Delega	Totale
**D	HRW TESTAMENTARY TRUST NO 1	0	6.424	6.424
**D	HRW TESTAMENTARY TRUST NO. 11	0	7.065	7.065
**D	W. K. KELLOGG FOUNDATION	0	11.400	11.400
**D	STEELWORKERS PENSION FUND	0	75.200	75.200
**D	THE WALTON FAMILY FOUNDATION	0	219.328	219.328
**D	HRW TESTAMENTARY TRUST NO 6	0	18.087	18.087
**D	HRW TESTAMENTARY TRUST NO 4	0	8.615	8.615
**D	HRW TESTAMENTARY TRUST NO. 9	0	14.158	14.158
**D	HRW TESTAMENTARY TRUST NO. 3	0	16.391	16.391
**D	HRW TESTAMENTARY TRUST NO 2	0	30.008	30.008
**D	HRW TESTAMENTARY TRUST NO. 7	0	14.324	14.324
**D	HRW TRUST NO 4 ORD 01/17/03	0	9.542	9.542
**D	HRW TESTAMENTARY TRUST NO 5	0	7.161	7.161
**D	HRW TESTAMENTARY TRUST NO. 12	0	6.672	6.672
**D	HRW TRUST NO 3 ORD 01/17/03	0	11.924	11.924
**D	GULDESTONE FUNDS INTERNATIONAL EQUITY FUND	0	687.633	687.633
**D	AMERICAN HONDA MASTER RETIREMENT TRUST	0	329.871	329.871
**D	CHEVRON MASTER PENSION TRUST	0	66.731	66.731
**D	CAMPBELL PENSION PLANS MASTER RETIREMENT TRUST	0	63.290	63.290
**D	CITY OF MILWAUKEE EMPLOYEES RETIREMENT SYSTEM	0	489.990	489.990
**D	CENTURYLINK, INC. DEFINED BENEFIT MASTER TRUST	0	141.833	141.833
**D	PUBLIC EMPLOYEES RETIREMENT ASSOCIATION OF COLORADO	0	2.462.701	2.462.701
**D	CSAA INSURANCE EXCHANGE	0	110.109	110.109
**D	CITY OF AUSTIN EMPLOYEES RETIREMENT SYSTEM	0	4.616	4.616
**D	EMPLOYEES RETIREMENT FUND OF THE CITY OF DALLAS	0	19.310	19.310
**D	DUVE ENERGY CORPORATION MASTER RETIREMENT TRUST	0	109.181	109.181
**D	A.I. DOEFORT TESTAMENTARY TRUST	0	57.552	57.552
**D	EAST BAY MUNICIPAL UTILITY DISTRICT	0	212.649	212.649
**D	SPARTAN GROUP TRUST FOR EMPLOYEE BENEFIT PLANS	0	491.242	491.242
**D	FRESNO COUNTY EMPLOYEES RETIREMENT ASSOCIATION	0	104.908	104.908
**D	EMPLOYEES RETIREMENT FUND OF THE CITY OF FORT WORTH	0	128.094	128.094
**D	STICHTING INSTITUUT GAK	0	19.927	19.927
**D	GUIDE STONE FUNDS INTERNATIONAL EQUITY INDEX FUNDS	0	121.501	121.501
**D	ILLINOIS MUNICIPAL RETIREMENT FUND	0	2.200.110	2.200.110
**D	INVESTMENT MASTER TRUST OF EXELIS INC.	0	157.664	157.664
**D	LOS ANGELES CITY EMPLOYEES RETIREMENT SYSTEM	0	248.735	248.735
**D	CITY OF LOS ANGELES FIRE AND POLICE PENSION PLAN	0	2.219.432	2.219.432
**D	LSC PENSION TRUST	0	3.299	3.299
**D	NEW YORK STATE NURSES ASSOCIATION PENSION PLAN	0	146.501	146.501
**D	OKLAHOMA PUBLIC EMPLOYEES RETIREMENT SYSTEM	0	804.165	804.165
**D	OAKLAND POLICE AND FIRE RETIREMENT SYSTEM	0	11.117	11.117
**D	SOUTHERN CALIF ON FOOD & COKEN WORK UNIONS & DRUG ENPL PENS F	0	63.818	63.818
**D	SAN MATEO COUNTY EMPLOYEES RETIREMENT ASSOCIATION	0	323.592	323.592

LISTA ESITO DELLE VOTAZIONE

Oggetto: Autorizzazione all'acquisto di azioni proprie; deliberazioni inerenti e conseguenti.

FAVOREVOLI

Badge	Ragione Sociale	Proprio	Delega	Totale
**D	SALT RIVER PIMA-MARICOPA INDIAN COMMUNITY	0	65.984	65.984
**D	STATE UNIVERSITIES RETIREMENT SYSTEM	0	319.121	319.121
**D	TEACHERS'S RETIREMENT SYSTEM OF OKLAHOMA	0	295.304	295.304
**D	UNITED FOOD AND COMM WORK UNION LOCAL 152 RST MEAT PSNS PL	0	18.794	18.794
**D	UNION PACIFIC CORPORATION MASTER RETIREMENT TRUST	0	171.250	171.250
**D	UTAH STATE RETIREMENT SYSTEMS	0	367.868	367.868
**D	WILSHIRE INTERNATIONAL EQUITY FUND	0	68.782	68.782
**D	WYOMING RETIREMENT SYSTEM	0	6.290	6.290
**D	WYOMING RETIREMENT SYSTEM	0	49.620	49.620
**D	FORD MOTOR COMPANY OF CANADA, LIMITED PENSION TRUST	0	15.850	15.850
**D	HSBC GLOBAL EQUITY FUND.	0	113.216	113.216
**D	HSBC GLOBAL EQUITY VENTILITY FOCUSED FUND	0	101.260	101.260
**D	HSBC INTERNATIONAL EQUITY POOLED FUND	0	213.997	213.997
**D	PERFICO CANADA ULC	0	108.464	108.464
**D	WORKPLACE HEALTH SAF & COMP COMMISSION OF NEW BRUNSWICK	0	75.394	75.394
**D	HALIFAX REGIONAL MUNICIPALITY MASTER TRUST	0	33.160	33.160
**D	IWA - FOREST INDUSTRY PENSION PLAN	0	103.600	103.600
**D	IWA - FOREST INDUSTRY PENSION PLAN	0	142.160	142.160
**D	NAV CANADA PENSION PLAN	0	157.598	157.598
**D	OPSED PENSION PLAN TRUST FUND	0	18.297	18.297
**D	TORONTO TRANSIT COMMISSON PENSION FUND SOCIETY	0	83.300	83.300
**D	FUTURE FUND BOARD OF GUARDIANS FOR AND OHO FUTURE FUND	0	694.387	694.387
**D	IBM DIVERSIFIED GLOBAL EQUITY FUND	0	102.436	102.436
**D	NEW IRELAND ASSURANCE COMPANY PLC	0	1.876.320	1.876.320
**D	NATWEST TRUSTEE AND DEP SERV LTD AS TR OF KES STRAT INV FUND	0	17.526	17.526
**D	THE TR OVERSTONE UCITS EQUITY INCOME FUND	0	299.368	299.368
**D	ELMO MUTUAL PENSION INSURANCE COMPANY	0	733.318	733.318
**D	STICHTING HEINEKEN PENSIOENFONDS	0	156.297	156.297
**D	THE TRUSTEES OF IBM PENSION PLAN	0	45.833	45.833
**D	STICHTING PENSIOENFONDS SAGITTARIUS	0	83.593	83.593
**D	STICHTING PENSIOENFONDS APV	0	208.346	208.346
**D	THE TRUSTEES OF CHEVRON UK PENSION PLAN	0	30.889	30.889
**D	STRATOCLYDE PENSION FUND	0	2.445.842	2.445.842
**D	THE TRUSTEES OF LOTHIAN PENSION FUND	0	963.772	963.772
**D	THE BOARD OF THE PENSION PROTECTION FUND	0	401.831	401.831
**D	STAFFORDSHIRE COUNTY COUNCIL PENSION FUND	0	32.796	32.796
**D	STICHTING PENSIOENFONDS VAN DE METALEKTRO (PME)	0	540.920	540.920
**D	HE INVEST COMMON CONTRACTUAL FUND	0	430.428	430.428
**D	NORTHERN TRUST UCITS COMMON CONTRACTUAL FUND	0	927.137	927.137
**D	OVERSTONE COMMON CONTRACTUAL FUND	0	783.070	783.070
**D	COLONIAL FIRST STATE INVESTMENT FUND 50	0	186.270	186.270
**D	COMMONWEALTH SHARE FUND 17	0	259.996	259.996
**D	COMMONWEALTH SPECIALIST FUND 13	0	33.870	33.870

83942/1266


*[Handwritten signature]*

Pagina 37

19  
2.963

2.972 Tesse:  
9 Azionisti in delega:

Azionisti in proprio:  
Azionisti in delega:



83942/1267

LISTA ESITO DELLE VOTAZIONE

Oggetto: Autorizzazione all'acquisto di azioni proprie; deliberazioni inerenti e conseguenti.

FAVOREVOLI

Badge	Regione Sociale	Proprio	Delega	Totale
**D	COLONIAL FIRST STATE WHOLESAL	0	362.031	362.031
**D	COLONIAL FIRST STATE WHOLESAL	0	100.071	100.071
**D	COMMONWEALTH GLOBAL SHARE FUND	0	512	512
**D	OVERSTONE FUND PLC	0	33.952	33.952
**D	THE EUROPEAN INVESTMENT TRUST PLC	0	1.533.229	1.533.229
**D	EDINBURGH PARTNERS GLOBAL OPPORTUNITY TRUST PLC	0	837.157	837.157
**D	MUNICIPAL EMPLOYEES' ANNUITY AND BENEFIT FUND OF CHICAGO	0	254.575	254.575
**D	MUNICIPAL EMPLOYEES' ANNUITY AND BENEFIT FUND OF CHICAGO	0	20.390	20.390
**D	GARD UNIT TRUST	0	9.606	9.606
**D	LEGAL & GENERAL EUROPEAN EQUITY INCOME FUND	0	10.184	10.184
**D	LEGAL & GENERAL FUTURE WORLD CLIMATE CHANGE EQ FACTORS IND FD	0	716.282	716.282
**D	LEGAL & GENERAL GLOBAL EQUITY INDEX FUND	0	19.484	19.484
**D	LEGAL&GENERAL EUROPEAN INDEX TRUST	0	10.003	10.003
**D	LEGAL & GENERAL INTERNATIONAL INDEX TRUST	0	1.531.829	1.531.829
**D	BARING COMPONENT FUNDS	0	145.485	145.485
**D	SUMMIT MUTUAL FUNDS PUBLIC LIMITED COMPANY	0	2.916	2.916
**D	SUMMIT INVESTMENT FUNDS PLC	0	49.934	49.934
**D	EDINBURGH PARTNERS OPPORTUNITIES FUND PLC	0	84.659	84.659
**D	OVERSTONE UCITS FUND PLC	0	110.476	110.476
**D	SSGA GROSS ROLL UP UNIT TRUST	0	39.919	39.919
**D	PRESCIENT ICAV	0	83.667	83.667
**D	7IM (DUBLIN) FUNDS PLC	0	27.757	27.757
**D	LEGAL & GENERAL ICAV	0	23.291	23.291
**D	NORTHERN TRUST INVESTMENT FUNDS PUBLIC LIMITED COMPANY	0	56.078	56.078
**D	TT INTERNATIONAL FUNDS PLC	0	161.589	161.589
**D	LEGAL & GENERAL FUTURE WORLD ESG DEVELOPED INDEX FUND	0	41.573	41.573
**D	7IM AAP INCOME FUND	0	560	560
**D	7IM AAP BALANCED FUND	0	7.742	7.742
**D	7IM AAP MODERATELY ADVENTUROUS FUND	0	135.652	135.652
**D	7IM BALANCED FUND	0	82.037	82.037
**D	7IM AAP ADVENTUROUS FUND	0	36.289	36.289
**D	7IM ADVENTUROUS FUND	0	38.282	38.282
**D	7IM MODERATELY ADVENTUROUS FUND	0	10.343	10.343
**D	7IM AAP MODERATELY CAUTIOUS FUND	0	29.759	29.759
**D	7IM EUROPEAN (EX UK) EQUITY VALUE FUND	0	17.418	17.418
**D	LEGAL & GENERAL AUTHORISED CONTRACTUAL SCHEME	0	333.829	333.829
**D	BLACKROCK AUTHORISED CONTRACTUAL SCHEME I	0	161.939	161.939
**D	BRITISH COLUMBIA INVESTMENT MANAGEMENT CORPORATION	0	2.108.487	2.108.487
**D	STATE TEACHERS RETIREMENT SYSTEM OF OHIO	0	665.326	665.326
**D	TOWERS WATSON COMMON CONTRACTUAL FUND	0	1.591.699	1.591.699
**D	BANCO NACIONAL DE PANAMA, ACTING AS TRUSTEE OF THE FIDUCIARIO DE FONDO DE AHORRO DE PANAMA	0	1.901.300	1.901.300
**D	LGPS CENTRAL AUTHORISED CONTRACTUAL SCHEME	0	9.772	9.772
**D		0	601.000	601.000

LISTA ESITO DELLE VOTAZIONE

Oggetto: Autorizzazione all'acquisto di azioni proprie; dell'azioni inerenti e conseguenti.

FAVOREVOLI

Badge	Ragione Sociale	Proprio	Delega	Totale
**D	UBS COMMON CONTRACTUAL FUND	0	706	706
**D	BORDER TO COAST AUTHORISED CONTRACTUAL SCHEME	0	897.000	897.000
**D	BLACKROCK UCITS CCF	0	62.625	62.625
**D	CLEARWATER INTERNATIONAL FUND	0	2.632	2.632
**D	STICHTING BEDRIJFSTAKPENSIOENFONDS VOOR HET LEVENSMIDD	0	129.059	129.059
**D	THE EUROPEAN ORGANIZATION FOR NUCLEAR RESEARCH	0	190.451	190.451
**D	STICHTING FONDS 1818 TOT HUT VAN HET ALGEMEEN	0	13.941	13.941
**D	KOMMUNAAL LANDSPENSIOENSKASSE GUENSIDIG FONSIKRIJNGSSRELSKAP	0	216.940	216.940
**D	VERDIPAPIRFONDET KLP AKSJUEUROPA INDEKS 1	0	390.628	390.628
**D	VERDIPAPIRFONDET KLP AKSJUEUROPA INDEKS 1	0	155.371	155.371
**D	STICHTING BEDRIJFSTAKPENSIOENFONDS ZONGVERKERKBAARS	0	113.519	113.519
**D	STICHTING BEDRIJFSTAKPENSIOENFONDS ZONGVERKERKBAARS	0	131.311	131.311
**D	STICHTING DELTA DEPOSITARY AND MANAGEMENT	0	800.937	800.937
**D	STICHTING PENSIOENFONDS ING	0	430.379	430.379
**D	APREJDSMARKEDETS TILLAEGSPENSION	0	294.018	294.018
**D	NORTHERN TRUST UCITS FGR FUND	0	1.033.498	1.033.498
**D	ROBECO INSTITUTIONAL UMBRELLA FUND	0	414.799	414.799
**D	STICHTING BEDRIJFSTAKPENSIOEN FONDS VOOR DE DETAILHANDEL	0	236.360	236.360
**D	UNIVEST	0	315.737	315.737
**D	LPM UMBRELLA FUND	0	42.000	42.000
**D	STG FPGS CORP EXPRESS MANDAT ALLIANCE CAPITA	0	8.303	8.303
**D	STICHTING PENSIOENFONDS FCB OBS- MSCI EUROPE EQUITY PASSIVE	0	15.894	15.894
**D	STICHTING PENSIOENFONDS FCB OBS- GLOBAL EQUAL WEIGHTED EQUITY	0	1.233.005	1.233.005
**D	STICHTING BEDRIJFSTAKPENSIOENFONDS VOON DE LANDBOON MANDAT BLACKRO	0	64.497	64.497
**D	STG FPGS ACHTER MANDAT BLACKROCK	0	479.701	479.701
**D	STICHTING PENSIOENFONDS WOMEN	0	124.402	124.402
**D	ST BEW S.A. BEL.FOOLS GLOB.EQ. FACTOR FUND	0	63.737	63.737
**D	THINK CAPITAL ETF'S INZAKE ETF F	0	64.931	64.931
**D	EAFE EQUITY FUND	0	231.468	231.468
**D	THE CANADA LIFE ASSURANCE COMPANY	0	7.707	7.707
**D	CO-OPERATIVE SUPERANNUATION SOCIETY PENSION PLAN	0	165.909	165.909
**D	ONTARIO POWER GENERATION INC	0	34.214	34.214
**D	RENAISSANCE INTERNATIONAL EQUITY PRIVATE POOL	0	101.519	101.519
**D	THE GREAT-WEST LIFE ASSURANCE COMPANY	0	1.067	1.067
**D	MCADIAN CORE INTERNATIONAL EQUITY FUND	0	179.409	179.409
**D	COUNSEL DEFENSIVE GLOBAL EQUITY	0	3.521	3.521
**D	IPROFILLE INTERNATIONAL EQUITY POOL	0	5.418	5.418
**D	INVESTORS GLOBAL NATURAL RESOURCES CLASS	0	15.341	15.341
**D	100E LOCAL 793 MEMBERS PENSION BENEFIT TRUST OF ONTARIO	0	65.000	65.000
**D	LONDON LIFE INSURANCE COMPANY	0	40.241	40.241
**D	LONDON LIFE INSURANCE COMPANY	0	270.984	270.984
**D	LONDON LIFE INSURANCE COMPANY	0	5.834	5.834
**D	LONDON LIFE INSURANCE COMPANY	0	448.957	448.957

08 3 9 4 2 / 1268

*[Handwritten signature]*

Pagina 39

*[Handwritten signature]*

2.972 Tesse: 19  
Azionisti in proprio: 9 Azionisti in delega: 2.963

Azionisti  
Azionisti in proprio



LISTA ESITO DELLE VOTAZIONE

Oggetto: Autorizzazione all'acquisto di azioni proprie; deliberazioni inerenti e conseguenti.  
FAVOREVOLI

Badge	Ragione Sociale	Proprio	Delega	Totale
**D	LONDON LIFE INSURANCE COMPANY	0	133.501	133.501
**D	LONDON LIFE INSURANCE COMPANY	0	28.885	28.885
**D	LONDON LIFE INSURANCE COMPANY	0	52.080	52.080
**D	LEITH WHEELER INTERNATIONAL EQUITY PLUS FUND	0	40.003	40.003
**D	GROWTH AND INCOME FUND (GWLIM)	0	1.307	1.307
**D	LONDON LIFE PATHWAYS INTERNATIONAL EQUITY FUND	0	1.760	1.760
**D	GLOBAL DIVIDEND CLASS (SETANTA)	0	182.523	182.523
**D	GROWTH AND INCOME CLASS (GWLIM)	0	22.986	22.986
**D	SYMMETRY US EQUITY FUND	0	36.450	36.450
**D	SYMMETRY COMPREHENSIVE EQUITY FUND	0	13.300	13.300
**D	GLOBAL DIVIDEND FUND (SETANTA)	0	132.910	132.910
**D	GLOBAL EQUITY CLASS (SETANTA)	0	80.148	80.148
**D	MACKENZIE INTERNATIONAL EQUITY INDEX ETF	0	2.320	2.320
**D	THE GLENFORD CANADIAN PENSION FUNDS TRUST-FOREIGN EQUITY FUND	0	14.165	14.165
**D	PURPOSE INTERNATIONAL DIVIDEND FUND	0	73.382	73.382
**D	PURPOSE INT'L TACTICAL HEDGED EQUITY FUND	0	13.917	13.917
**D	RESOLUTE FOREIGN EQUITY MASTER TRUST FUND	0	480.449	480.449
**D	PIER 21 GLOBAL EQUITY POOL (SETANTA PIER 21 GLOBAL EQUITY POOL)	0	55.210	55.210
**D	PIER 21 EAFE EQUITY POOL (SETANTA A)	0	30.366	30.366
**D	CC&L GLOBAL EQUITY FUND	0	22.600	22.600
**D	CC&L Q GROUP GLOBAL EQUITY FUND	0	59.300	59.300
**D	T. ROME PRICE INTL CONCENTRATED EQUITY POOL	0	2.310	2.310
**D	TD EMERALD LOW VOLATILITY GLOBAL EQUITY POOLED FUND TRUST	0	33.531	33.531
**D	TD EMERALD LOW VOLATILITY PLUS ALL WORLD EQUITY POOLED FUND TRUS	0	34.451	34.451
**D	TD EMERALD LOW VOLATILITY GLOBAL EQUITY POOLED FUND TRUST	0	27.140	27.140
**D	TD EMERALD INTERNATIONAL EQUITY INDEX FUND	0	616.488	616.488
**D	TD EUROPEAN INDEX FUND	0	100.835	100.835
**D	TD GLOBAL LOW VOLATILITY FUND	0	19.168	19.168
**D	TD INTERNATIONAL EQUITY INDEX EFF	0	2.493.116	2.493.116
**D	PUBLIC SECTOR PENSION INVESTMENT BOARD	0	3.138	3.138
**D	TEACHERS' RETIREMENT ALLOWANCES FUND	0	1.164.573	1.164.573
**D	IMPERIAL OVERSEAS EQUITY POOL	0	26.826	26.826
**D	IMPERIAL POWER GENERATION INC.	0	108.142	108.142
**D	FIRST ASSET MORNINGSTAR INTERNATIONAL VALUE INDEX ETF	0	2.741	2.741
**D	THE MARIANESA MUTUAL INSURANCE COMPANY	0	38.621	38.621
**D	WINDMISE MSCI SAFE INDEX NON-LENDING, FUND FOR EXEMPT ORG.	0	33.582	33.582
**D	CIBC INTERNATIONAL INDEX FUND	0	201.918	201.918
**D	CIBC EUROPEAN INDEX FUND	0	113.459	113.459
**D	CIBC POOLED INTERNATIONAL EQUITY INDEX FUND	0	52.468	52.468
**D	ALLIANZ SUISSE - STRATEGY FUND	0	18.156	18.156
**D		0	11.541	11.541
**D		0	7.509	7.509

## LISTA ESITO DELLE VOTAZIONE

Oggetto: Autorizzazione all'acquisto di azioni proprie; deliberazioni inerenti e conseguenti.  
FAVOREVOLI

badge	Ragione Sociale	Proprio	Delega	Totale
**D	METALRENT FOMDS PORTFOLIO	0	83.553	83.553
**D	ALLIANZ STIFTUNGSFONDS NACHHALTIGKEIT	0	60.326	60.326
**D	ALLIANZ GLOBAL INVESTORS FUND	0	6.904.934	6.904.934
**D	RP RENDITE PLUS	0	144.675	144.675
**D	AXA WORLD FUNDS	0	1.661.632	1.661.632
**D	BLACKROCK GLOBAL INDEX FUNDS	0	167.275	167.275
**D	INDEALQ	0	170.770	170.770
**D	GOLDMAN SACHS FUNDS	0	2.146.786	2.146.786
**D	MES MERRILIAN FUNDS	0	2.430.409	2.430.409
**D	M&G (LUX) INVESTMENT FUNDS 1	0	401.636	401.636
**D	OSSIAM LUX	0	2.259	2.259
**D	KIEGER FUND I	0	4.308	4.308
**D	INVESTEQ GLOBAL STRATEGY FUND	0	1.119.373	1.119.373
**D	ALLIANZ AZIONI EUROPA	0	226.120	226.120
**D	ALLIANZ AZIONI ITALIA ALL STARS	0	1.190.000	1.190.000
**D	ALLIANZ GLOBAL STRATEGY 15	0	8.278	8.278
**D	ALLIANZ GLOBAL STRATEGY 30	0	11.151	11.151
**D	ALLIANZ GLOBAL STRATEGY 70	0	61.087	61.087
**D	ALLIANZ ITALIA 50 SPECIAL	0	25.000	25.000
**D	DI TEODORO VITO	93	0	93
6761	BELLINO ROCI PIERCARLO	1.000	0	1.000
6785	ROSSI FRANCESCO PAOLO ROSARIO	31.500	4.400	35.900
6807	CATHARI MARIO	3.500	0	3.500
6845	GRANATA ALFREDO	0	0	0
DE*	INARCASSA - CASSA NAZIONALE DI PREVIDENZA ED ASSISTENZA PER	0	6.970.550	6.970.550
6879	OLIVETTI ALBERTO	0	0	0
RL*	FCNDAZIONE ENPAM	0	0	0
6930	D'ABBATERI MICHELANGELO	0	0	0
7024	AGOSTINI ANTONIO	18.260.059	0	18.260.059
DE*	1290 FUNDS - 1290 SMARTBETA EQUITY FUND	50	0	50
DE*	AB CAP FUND, INC. - AB ALL MARKET INCOME PORTFOLIO	0	0	0
DE*	AB CFCO	0	1.400	1.400
DE*	ABERDEEN INVESTMENT FUNDS UK ICVC II - ABERDEEN EUROPEAN EQUITY ENHANCED INDEX FUND	0	9.392	9.392
DE*	ABERDEEN INVESTMENT FUNDS UK ICVC II - ABERDEEN EUROPEAN EQUITY TRACKER FUND	0	4.320	4.320
DE*	ABERDEEN INVESTMENT FUNDS UK ICVC II - ABERDEEN WORLD EQUITY ENHANCED INDEX FUND	0	116.609	116.609
DE*	ABERDEEN MONCEAU	0	5.525	5.525
DE*	ABP IARD	0	25.010	25.010
DE*	ABU DHABI RETIREMENT PENSIONS AND BENEFITS FUND	0	10.423	10.423
DE*	ACCIDENT COMPENSATION CORPORATION	0	26.306	26.306
DE*	ACHEMIA PENSIOEN - EN LEVENSVZERZEKERINGEN	0	265.576	265.576
DE*	ACM IARD	0	412.075	412.075
DE*	ACM MUT FOMDS GENERAL	0	2.090.761	2.090.761
DE*	ACH VIE S.A. CM CIC RETRAITE	0	311.920	311.920
DE*		0	689.500	689.500
DE*		0	27.700	27.700

3942/1940

*[Handwritten signature]*

*[Handwritten signature]*

2.972 Tesic: 19  
9 Azionisti in delega: 2.963

Aziendisti:  
Azionisti in proprio:

Pagina 41

83942/194

LISTA ESITO DELLE VOTAZIONE

Oggetto: Autorizzazione all'acquisto di azioni proprie; deliberazioni inerenti e conseguenti, FAVOREVOLI

Badge	Ragione Sociale	Proprio	Delega	Totale
DE*	ACM VIE SA FDS GENERAL	0	2.573.931	2.573.931
DE*	ACMI EX-US INDEX MASTER PORTFOLIO OF MASTER INVESTMENT ETF	0	4.865	4.865
DE*	ADP DIVERSIFIE DYNAMIQUE	0	15.491	15.491
DE*	ADVANCE INTERNATIONAL SHARE INDEX FUND	0	214.269	214.269
DE*	ADVISDR MANAGED TRUST - TACTICAL OFFENSIVE EQUITY FUND	0	45.058	45.058
DE*	AEGON CUSTODY S.V	0	106.638	106.638
DE*	AEGON CUSTODY S.V	0	162.441	162.441
DE*	AEGON CUSTODY S.V	0	409.386	409.386
DE*	AF DYNAMIC MULTI FACTO GLOBAL EQ	0	13.805	13.805
DE*	AG2R REDMICK RARCO	0	28.037	28.037
DE*	AGI FDS EJS STIFTUNGSPDS	0	12.751	12.751
DE*	AGIRA RETRAITE DIVERSIFIE	0	90.408	90.408
DE*	AHL ALPHA MASTER LIMITED C/O CITCO TRUSTERS (CAYMAN) LIMITED	0	16.652	16.652
DE*	AHL DESERVWOOD FUND LIMITED C/O CITCO TRUSTEES (CAYMAN) LIMITED	0	22.017	22.017
DE*	AHL DIRECTIONAL EQUITIES MASTER LIMITED	0	21.999	21.999
DE*	AHL EVOLUTION LTD SHARMAINE BERKELEY ARCONAUT LTD	0	360.968	360.968
DE*	AHL GENESIS 2 LIMITED C/O MAPLES CORPORATE SERVICES LIMITED	0	25.427	25.427
DE*	AHL GENESIS LIMITED	0	14.849	14.849
DE*	AHL GLOBAL INVESTMENTS SERIES 2 LTD	0	438	438
DE*	AHL INSTITUTIONAL SERIES 3 LTD	0	9.823	9.823
DE*	AI BALANCED LIFE FUND	0	11.927	11.927
DE*	AI BALANCED PENSION FUND	0	162.338	162.338
DE*	AI CRYPTIOUS PENSION FUND	0	1.967	1.967
DE*	AI DISTRIBUTION LIFE FUND	0	50.540	50.540
DE*	AI GLOBAL EQUITY FUND	0	40.690	40.690
DE*	AI STRATEGIC GLOBAL EQUITY FUND	0	757.691	757.691
DE*	AI UK EQUITY INCOME FUND	0	107.634	107.634
DE*	ALL GL IN ASIA FD-ALLIANZ SEL EU EQY DIV	0	95.558	95.558
DE*	ALLIANCEBERNST VAR PROD SER F INC.ALLIANZEB DYN ASSET ALL PTF	0	24.216	24.216
DE*	ALLIANCEBERNSTEIN GLOBAL RISK ALLOCATION FUND INC	0	4.936	4.936
DE*	ALLIANZ FONDUS AEF	0	12.320	12.320
DE*	ALLIANZ CGI SUBFONDS EQUITIES	0	45.000	45.000
DE*	ALLIANZ CHOCIE 9EST STYLES EUROPE FUND	0	70.030	70.030
DE*	ALLIANZ EAD EUROPE HIGH DIVIDEND	0	536.307	536.307
DE*	ALLIANZ GI FONDS RANW II	0	70.000	70.000
DE*	ALLIANZ GLOBAL INV GMBH FOR ALLIANZGI-FONDS SFT?	0	38.711	38.711
DE*	ALLIANZ GLOBAL INVESTORS FRANCE	0	7.378	7.378
DE*	ALLIANZ GLOBAL INVESTORS GMBH	0	2.268.707	2.268.707
DE*	ALLIANZ GLOBAL INVESTORS GMBH FOR ALLIANZGI-FONDS INDI	0	5.324	5.324
DE*	ALLIANZ GLOBAL INVESTORS GMBH FOR DBI-FONDS SFT 4	0	14.750	14.750
DE*	ALLIANZ G&R EM AGI EUR HIGH DIVIDEND	0	645.183	645.183
DE*	ALLIANZ INT INV FDS- ALLIANZ ESST STYLES GLOBAL AC EQUITY FUND	0	14.576	14.576
DE*	ALLIANZ PV-WS RCM SYSPRO INDEXING FUROLAND	0	30.261	30.261

LISTA ESITO DELLE VOTAZIONE

Oggetto: Autorizzazione all'acquisto di azioni proprie; deliberazioni inerenti e conseguenti.  
FAVOREVOLI

Badge	Ragione Sociale	Proxio	Delega	Totale
DE*	ALLIANZ PV-WR RCM SYSPRO VALDE EUROPE	0	203.516	203.516
DE*	ALLIANZ UK+EUROPEAN INV FDS-ALLIANZ EUROPEAN EQUITY INCOME FD	0	83.220	83.220
DE*	ALLIANZGI FONDS AESSAN	0	57.070	57.070
DE*	ALLIANZGI FONDS AVMN	0	325.106	325.106
DE*	ALLIANZGI FONDS AFE	0	187.887	187.887
DE*	ALLIANZGI FONDS ALERA	0	3.500	3.500
DE*	ALLIANZGI FONDS ALPEN	0	3.473	3.473
DE*	ALLIANZGI FONDS AMEV	0	39.770	39.770
DE*	ALLIANZGI FONDS APRIESA	0	132.105	132.105
DE*	ALLIANZGI FONDS AVP	0	2.068	2.068
DE*	ALLIANZGI FONDS BFM	0	33.425	33.425
DE*	ALLIANZGI FONDS CASSAR	0	9.420	9.420
DE*	ALLIANZGI FONDS COENZ	0	18.500	18.500
DE*	ALLIANZGI FONDS DPWS	0	19.249	19.249
DE*	ALLIANZGI FONDS DPF DILINGER PENSIONFOND	0	6.859	6.859
DE*	ALLIANZGI FONDS DONKILL	0	5.050	5.050
DE*	ALLIANZGI FONDS ELK	0	86.351	86.351
DE*	ALLIANZGI FONDS ESMT	0	4.230	4.230
DE*	ALLIANZGI FONDS FEV	0	4.916	4.916
DE*	ALLIANZGI FONDS FIE	0	40.000	40.000
DE*	ALLIANZGI FONDS GANG	0	1.257	1.257
DE*	ALLIANZGI FONDS GANO 2	0	6.110	6.110
DE*	ALLIANZGI FONDS GDF	0	10.000	10.000
DE*	ALLIANZGI FONDS HNE	0	143.000	143.000
DE*	ALLIANZGI FONDS KDCO	0	38.000	38.000
DE*	ALLIANZGI FONDS MAY	0	3.549	3.549
DE*	ALLIANZGI FONDS NICO	0	1.323	1.323
DE*	ALLIANZGI FONDS OB PENSION	0	21.223	21.223
DE*	ALLIANZGI FONDS PAK	0	2.873	2.873
DE*	ALLIANZGI FONDS PFL	0	318.144	318.144
DE*	ALLIANZGI FONDS PFD	0	178.290	178.290
DE*	ALLIANZGI FONDS PSH	0	2.458	2.458
DE*	ALLIANZGI FONDS PTV2	0	11.801	11.801
DE*	ALLIANZGI FONDS PBR	0	283.725	283.725
DE*	ALLIANZGI FONDS RELVEST	0	55.521	55.521
DE*	ALLIANZGI FONDS SCHLOCO	0	3.855	3.855
DE*	ALLIANZGI FONDS SIV	0	21.000	21.000
DE*	ALLIANZGI FONDS STIFTUNGSFONDS WISSENSCH	0	13.000	13.000
DE*	ALLIANZGI FONDS TOS	0	11.334	11.334
DE*	ALLIANZGI FONDS TOSCA	0	6.180	6.180
DE*	ALLIANZGI FONDS UGF	0	18.632	18.632
DE*	ALLIANZGI FONDS USES	0	7.000	7.000
DE*		0	10.230	10.230

83942/1972

*[Handwritten signature]*

Pagina 43

19  
2.963

2.972 Teste:  
9 Azionisti in delega.

Azionisti:  
Azionisti in proprio:

*[Large handwritten signature]*

## LISTA ESITO DELLE VOTAZIONI

Oggetto: Autorizzazione all'acquisto di azioni proprie; deliberazioni inerenti e conseguenti.

FAVOREVOLI

Ragione Sociale	Proprio	Delega	Totale
DE* ALLIANZGI FONDS VEMK	0	4.990	4.990
DE* ALLIANZGI FONDS VSBW	0	37.050	37.050
DE* ALLIANZGI FONDS VSF	0	2.421	2.421
DE* ALLIANZGI FONDS WERT	0	3.500	3.500
DE* ALLIANZGI SVKK	0	1.911	1.911
DE* ALLIANZGI-FONDS DSPT	0	100.065	100.065
DE* ALPHANTICS MASTER FUND LIMITED C/O APPLIED TRUST (CAIBAN LTD)	0	47.333	47.333
DE* ALPS INTERNATIONAL SECTOR DIVIDEND DOES ETF	0	322.193	322.193
DE* ANADABLUM PAN EUROPEAN EQUITY FUND	0	71.243	71.243
DE* AMEC FOSTER WHEELER PENSION PLAN	0	164.549	164.549
DE* AMERICAN AIRLINES INC., MASTER FIXED BENEFIT PENSION TRUST	0	495.120	495.120
DE* AMERICAN SOREAU OF SHIPPING	0	2.256	2.256
DE* AMERICAN CENT WORLD MET FDS, INC-NY NOM-U.S. INFRINSIC VALUE FD	0	696.721	696.721
DE* AMERICAN CENTURY ETF TSDSC - AMERICAN CENT QUALITY DIV INT ETF	0	10.305	10.305
DE* AMERICAN CENTURY QUART EQ FDS INC- MULTI-ASSET REAL RETURN FD	0	1.139	1.139
DE* AMERICAN CENTURY QUANTITATIVE EQUITY FUNDS, INC. INT CORE EQ	0	15.183	15.183
DE* AMERICAN CENTURY RETIREMENT DATE TRUST	0	460.012	460.012
DE* AMERICAN CENTURY STRAT ASSET ALL, INC. STRAT ALL MODERATE F	0	110.616	110.616
DE* AMERICAN CENTURY STRAT ASSET ALL, INC. STRATEGIC ALL AGGR F	0	96.885	96.885
DE* AMERICAN CENTURY STRATEGIC ASSET ALL, INC. STRAT ALL CONS F	0	36.387	36.387
DE* AMERICAN CENTURY WORLD MUTUAL FUNDS INC - NT INT VALUE FUND	0	661.073	661.073
DE* AMERICAN CENTURY WORLD MUTUAL FUNDS, INC. INTL VALUE F	0	34.053	34.053
DE* AMONIS NV	0	31.682	31.682
DE* AMP CAP UNHEUSED GL SHS MULTI MAN FUND	0	69.249	69.249
DE* AMP CAPITAL SPFC INTERN SHARE FUND	0	225.190	225.190
DE* AME INTERNATIONAL EQUITY INDEX FUND HEGG	0	15.193	15.193
DE* AME LIFE INTERNATIONAL EQUITIES FUND	0	70.465	70.465
DE* AMELI MUTUELLE	0	17.400	17.400
DE* AMUNDI ACTIONS EURO ISR	0	209	209
DE* AMUNDI ACTIONS EUROPE ISR	0	7.338	7.338
DE* AMUNDI ACTIONS RESSOURCES	0	11	11
DE* AMUNDI ACTIONS RESTRUCTURATIONS	0	34.973	34.973
DE* AMUNDI ARPOLINE ACTIONS EUROPE	0	255.798	255.798
DE* AMUNDI ETF FTSE ITALIA FIR UCITS	0	53.091	53.091
DE* AMUNDI EURO STOXX 50	0	340.380	340.380
DE* AMUNDI EUROPE MONDE	0	6.649	6.649
DE* AMUNDI FUNDS EQUITY EURO RISK	0	2.020	2.020
DE* AMUNDI FUNDS EQUITY EURO SELECT	0	131.231	131.231
DE* AMUNDI FUNDS EQUITY EUROPE RISK	0	53.575	53.575
DE* AMUNDI FUNDS EQUITY GLOBAL	0	10	10
DE* AMUNDI FUNDS GLOBAL PERSPECTIVES	0	6.277	6.277
DE* AMUNDI FUNDS MULTI ASSET	0	10.298	10.298
DE* AMUNDI KK MFF SER- AMU GREEN PLANET FUND	0	29.140	29.140

LISTA ESITO DELLE VOTAZIONE

Oggetto: Autorizzazione all'acquisto di azioni proprie; deliberazioni inerenti e conseguenti.  
FAVOREVOLI

Badge	Ragione Sociale	Proprio	Delega	Totale
DE*	AMUNDI HK PORT GROWTH FUND	0	5.075	5.075
DE*	AMUNDI HORIZON	0	36.937	36.937
DE*	AMUNDI INDEX EQUITY GLOBAL MULTI	0	17	17
DE*	AMUNDI INDEX MSCI EMO	0	47.284	47.284
DE*	AMUNDI INDEX MSCI EUROPE	0	609.385	609.385
DE*	AMUNDI INDEX MSCI JAPAN	0	250.000	250.000
DE*	AMUNDI INDEX MSCI WORLD	0	67.002	67.002
DE*	AMUNDI LABEL DYNAMIQUE	0	63.508	63.508
DE*	AMUNDI LABEL EQUILIBRE	0	84.050	84.050
DE*	AMUNDI LABEL PRUDENCE	0	48.596	48.596
DE*	AMUNDI MSCI EUROPE EX UK	0	3.137	3.137
DE*	AMUNDI PATRIMOINE PEA	0	361.843	361.843
DE*	AMUNDI PATRIMOINE	0	7.981	7.981
DE*	AMUNDI RENDEMENT PLUS	0	19	19
DE*	AMUNDI RESA ACTIONS EURO	0	1.906	1.906
DE*	AMUNDI RESA ACTIONS EUROPE	0	10.750	10.750
DE*	AMUNDI RESA ACTIONS FRANCE	0	19.743	19.743
DE*	AMUNDI RESA ESG ACTIONS EURO	0	914.898	914.898
DE*	AMUNDI SGR SPA / AZIONARIO EURORA	0	340.709	340.709
DE*	AMUNDI SIP GLOBAL ETHICAL EQUITIES	0	12.395	12.395
DE*	AMUNDI STRATEGIES ACTIONS EUROPE	0	16.744	16.744
DE*	ANTIPODES GLOBAL FUND	0	2.002.557	2.002.557
DE*	ANTIPODES GLOBAL FUND - LONG ONLY	0	556.775	556.775
DE*	ANTIPODES GLOBAL FUND - UCITS	0	135.506	135.506
DE*	ANTIPODES GLOBAL SHARES (QUOTED MANAGED	0	10.825	10.825
DE*	ANY WHOLESAL E INTERN SHARE NO. 1 FUND	0	8.459	8.459
DE*	AQR FUNDS - AQR INTERNATIONAL CORE EQUIT	0	1.896.476	1.896.476
DE*	ARAB AUTHORITY FOR AGRICULTURAL INVESTMENT AND DEVELOPMENT	0	5.623	5.623
DE*	ARABELLE INVESTISSEMENTS	0	4.500	4.500
DE*	ARCHITAS MULTI-MANAGER GLOBAL FONDS UNIT TRUST	0	118.357	118.357
DE*	ARIZONA STATE RETIREMENT SYSTEM	0	117.112	117.112
DE*	ARK LIFE ASSURANCE COMPANY LIMITED	0	132.508	132.508
DE*	ARKWRIGHT, LLC	0	6.426	6.426
DE*	ARRCO LONG TERME B NATIXIS INVEST	0	105.035	105.035
DE*	ARRCO LONG TERME D ACTIONS	0	278.263	278.263
DE*	ARROWSTREET ACQI EX US ALPHA EXTENSION TRUST FUND D	0	32.697	32.697
DE*	ARROWSTREET ACMI ALPHA EXTENSION FUND III CAYMAN LIMITED	0	18.425	18.425
DE*	ARROWSTREET ACMI EX US ALPHA EXTENSION TRUST FUND D	0	4.959	4.959
DE*	ARROWSTREET CAPITAL GLOBAL ALL COUNTRY ALPHA EXTENSION FUND	0	509.611	509.611
DE*	ARROWSTREET CAPITAL GLOBAL ALPHA EXTENSION TRUST	0	221.968	221.968
DE*	ARROWSTREET EAFE ALPHA EXTENSION TRUST FUND	0	96.524	96.524
DE*	ARROWSTREET GLOBAL EQUITY ACRI TRUST FUND	0	1.430.164	1.430.164
DE*	ARROWSTREET INTERNATIONAL EQUITY ACMI EX US TRUST FUND	0	185.605	185.605
DE*	ARROWSTREET INTERNATIONAL EQUITY EAFE TRUST FUND	0		

20  
33  
69  
4  
21276

*[Handwritten signature]*

*[Handwritten signature]*

*[Handwritten signature]*

## LISTA ESITO DELLE VOTAZIONI

Oggetto: Autorizzazione all'acquisto di azioni proprie; deliberazioni inerenti e conseguenti.

## FAVOREVOLI

Badge	Ragione Sociale	Proprio	Delega	Totale
DE*	BARONSTREET INTL EQ ACWI EX US ALPHA EXTENSION TRUST FUND	0	92.251	92.251
DE*	ARTEMIS GLOBAL EQUITY INCOME FOND	0	87.548	87.548
DE*	ASPIRANT RISK MANAGED GLOBAL EQUITY FUM	0	161.646	161.646
DE*	ASSISTANCE PROTECTION JURIDIQUE (A)	0	28.995	28.995
DE*	ASSOCIATION BIEMF RETR POL VILLE MONTREA	0	53.600	53.600
DE*	ASSURDIX	0	1.088	1.088
DE*	ATLAS QUANTITATIVE TRADING FUND LTD	0	146.705	146.705
DE*	ATOUT EUROLAND CORE +	0	24.441	24.441
DE*	ATOUT EUROLAND RESTROCTURATION	0	50.578	50.578
DE*	ATOUT EUROPE HAUT RENDEMENT	0	8.806	8.806
DE*	ATOUT EUROPE SPART BETA	0	9.747	9.747
DE*	ATOUT FRANCE CORE PLUS	0	5.254	5.254
DE*	ATOUT MODERATIONS	0	6.461	6.461
DE*	ATOUT POLSARCTIONS	0	10	10
DE*	AUDIENS ACTIONS INTERNATIONALES	0	50.000	50.000
DE*	AURION GLOBAL EQUITY FOND	0	9.393	9.393
DE*	AUSTRALIAN CATHOLIC SUPERAN RETIRESM FUND	0	36.420	36.420
DE*	AUSTRALIAN NATIONAL UNIVERSITY	0	82.662	82.662
DE*	AUSTRALIANSUPER	0	171.411	171.411
DE*	AXA AA DIVERSITE INDICIEL 1	0	132.196	132.196
DE*	AXA ASSICURAZIONI SPA	0	75.000	75.000
DE*	AXA BELGIUM S A	0	2.537	2.537
DE*	AXA EQUITABLE LIFE INSURANCE CO	0	25.576	25.576
DE*	AXA EURO DIVIDEND D	0	6.400	6.400
DE*	AXA EURO DIVIDEND L	0	9.600	9.600
DE*	AXA EURO DIVIDEND S	0	56.300	56.300
DE*	AXA INDICE EURO	0	215.690	215.690
DE*	AXA INVESTMENT MANAGERS DEUTSCHLAND GMBH FOR AXA EUROPA	0	9.700	9.700
DE*	AXA INVESTMENT MANAGERS DEUTSCHLAND GMBH FOR AXA WELT	0	6.100	6.100
DE*	AXA LIFE INSURANCE SINGAPORE PTE LTD	0	9.600	9.600
DE*	AXA OR E MATIERES PREMIERES	0	61.841	61.841
DE*	AXA ROSENBERG EQUITY ALPHA TRUST	0	54.000	54.000
DE*	BANCO CENTRAL DE TIMOR-LESTE (BCTL)	0	318.422	318.422
DE*	BANK JULIUS BAER & CO LTD	0	5.056	5.056
DE*	BANK OF AMERICA NA	0	296	296
DE*	BANK OF MAURITIUS	0	10.847	10.847
DE*	BANQUE PICTET & CIE SA	0	31.564	31.564
DE*	BAPTIST HEALTH SOUTH FLORIDA INC	0	253.845	253.845
DE*	BARCLAYS HEALTH MANAGERS FRANCE	0	32.600	32.600
DE*	BARINGS ACTIVE PASSIVE EQUITY DIRECT EAFE LLC	0	1.224	1.224
DE*	BARYUM QUANT	0	51.200	51.200
DE*	BBM V-FLEX	0	57.446	57.446
DE*	BBP INKA	0	25.134	25.134

83  
83  
83  
2/1975

LISTA ESITO DELLE VOTAZIONE

Oggetto: Autorizzazione all'acquisto di azioni proprie; deliberazioni inerenti e conseguenti, FAVOREVOLI

Badge	Ragione Sociale	Proprio	Delega	Totale
DE*	BDF-FUNDS E ACT. EUROP.	0	48.718	48.718
DE*	BEAR CREEK INC.	0	9.123	9.123
DE*	BEAUMONT HEALTH MASTER RETIREMENT TRUST	0	5.521	5.521
DE*	BELFIUS EQUITIES S	0	46.774	46.774
DE*	BELFIUS PENSIONFUNDS	0	189.420	189.420
DE*	BENEFORD FUNDS PLC	0	591.223	591.223
DE*	BENEFORD FUNDS PLC - SETANTA INCOME OPPORTUNITIES FUND	0	19.984	19.984
DE*	BEST INVESTMENT CORPORATION	0	219.831	219.831
DE*	BFT ICR ACTIONS BETA NETRE-POC	0	67.305	67.305
DE*	BHC MOMENTUM MASTER FUND LP C/O WALKERS CORPORATE LIMITED	0	13.510	13.510
DE*	BHC MULTI-FACTOR MASTER FUND LP	0	64.314	64.314
DE*	BI FINANZFONDS	0	22.315	22.315
DE*	BLACKROCK AM DE AG FOR ISHARES EURO STOXX 50 UCITS ETF (DE)	0	6.703.149	6.703.149
DE*	BLACKROCK AM SCHWEIZ AG ORO BIFS WORLD EX SWITZ EQ INDEX FUND	0	57.184	57.184
DE*	BLACKROCK CDN MSCI EAFE EQUITY INDEX FUND	0	1.043.838	1.043.838
DE*	BLACKROCK CDN MSCI EAFE INDEX PLUS FUND	0	19.162	19.162
DE*	BLACKROCK CDN WORLD INDEX FUND	0	83.447	83.447
DE*	BLACKROCK FISSION INDEXED INTL EQUITY FD	0	94.981	94.981
DE*	BLACKROCK FUNDS I ICAV	0	1.150	1.150
DE*	BLACKROCK INDEX SELECTION FUND	0	2.014.519	2.014.519
DE*	BLACKROCK INSTITUTIONAL POOLED FUNDS PLC	0	385.930	385.930
DE*	BLACKROCK INSTITUTIONAL TRUST COMPANY N.A. INVESTMENT FUNDS FOR EMPLOYEE BENEFIT TRUSTS	0	20.957.890	20.957.890
DE*	BLACKROCK INTERNATIONAL INDEX V.I.FUND OF BLACKROCK VARIABLE SERIES FUNDS INC.	0	33.876	33.876
DE*	BLACKROCK MANAGED VOLATILITY V.I. FUND OF BLACKROCK VARIABLE SERIES FUNDS INC	0	4.843	4.843
DE*	BLACKROCK MSCI EAFE EQUITY INDEX NON-LENDABLE FUND	0	620.776	620.776
DE*	BLACKROCK TACTICAL OPPORTUNITIES FUND OF BLACKROCKFUNDS	0	22.041	22.041
DE*	BLACKROCK UCITS FUNDS	0	994	994
DE*	BLUE MOUNTAIN CREDIT ALTERNATIVES MASTER FUND LP CO M AND C CORP SERVICES LTD	0	16.744	16.744
DE*	BLUEDMOUNTAIN GUDALOPE PEAK FUND L.P.CO CORPORATION SERVICE COMPANY	0	3.220	3.220
DE*	BLUEDMOUNTAIN KICKING HORSE FUND L.P. C/O MAPLES CORPORATE SVCS LTD	0	406	406
DE*	BLUEDMOUNTAIN SYSTEMATIC MASTER FUND LP MAPLES CORP SERVICES LTD	0	11.557	11.557
DE*	BMW AG	0	40.371	40.371
DE*	BNP PARIBAS A FUND	0	78.193	78.193
DE*	BNP PARIBAS EASY	0	437.374	437.374
DE*	BNP PARIBAS LI	0	49.401	49.401
DE*	BOMBARDIER TRUST(CANADA) GLOBAL EQUIT FU	0	68.550	68.550
DE*	BOURBON I ROTHSCHILD ET CIE GESTITO	0	93.000	93.000
DE*	BPCB DFF ECCLESTON G	0	34.393	34.393
DE*	BPSS FRANCFORT /INTERNATIONALE MAG MSH F BI FINANZFONDS MINIMUM	0	71.190	71.190
DE*	BPSS LUXEMBOURG/JANUS HENDERSON HORIZON FUND TOTAL RETURN	0	9.378	9.378
DE*	BPSS NEW YORK/JH GLOBAL EQUITY INC FD	0	4.972.427	4.972.427
DE*	BPTCJ DFF REVEN CITIBK RH FD SERV JERSEY	0	2.091	2.091
DE*	BRANDES GLOBAL EQUITY FUND	0	48.572	48.572

00 00 04 2/12/16

*[Handwritten signature]*

*[Handwritten signature]*



## LISTA ESITO DELLE VOTAZIONE

Oggetto: Autorizzazione all'acquisto di azioni proprie; deliberazioni inerenti e conseguenti.

FAVOREVOLI


Badge	Ragione Sociale	Proprio	Delega	Totale
DE*	BRANDES GLOBAL EQUITY INCOME FUND	0	2.057	2.057
DE*	BRANDES GLOBAL OPPORTUNITIES VALUE FUND	0	6.616	6.616
DE*	BRANDES INTERNATIONAL EQUITY FUND	0	1.019.158	1.019.158
DE*	BRANDES INVESTMENT FUNDS PLC	0	994.092	994.092
DE*	BRIGHTHOUSE FUNDS TRUST II - MFS TOTAL RETURN PORTFOLIO	0	100.690	100.690
DE*	BRITISH COAL STAFF SUPERANNUATION SCHEME	0	196.394	196.394
DE*	BRUNEL SHELL RETIREMENT BENEFIT FUND	0	2.576	2.576
DE*	BT WHOLESALE MULTI MANAG INTL SHARE FUND	0	7.214	7.214
DE*	BUREAU OF LABOR FUNDS - LABOR RETIREMENT FUND	0	80.848	80.848
DE*	BUREAU OF LABOR FUNDS - LABOR RETIREMENT FUND	0	2.267	2.267
DE*	BUREAU OF LABOR FUNDS - LABOR RETIREMENT FUND	0	11.506	11.506
DE*	BUREAU OF LABOR FUNDS - LABOR RETIREMENT FUND	0	60.969	60.969
DE*	BUREAU OF LABOR FUNDS - LABOR RETIREMENT FUND	0	63.850	63.850
DE*	BUREAU OF LABOR FUNDS - LABOR RETIREMENT FUND	0	70.436	70.436
DE*	BUREAU OF LABOR FUNDS - LABOR PENSION FUND	0	30.522	30.522
DE*	BUREAU OF LABOR FUNDS - LABOR PENSION FUND	0	41.056	41.056
DE*	BUREAU OF LABOR FUNDS - LABOR PENSION FUND	0	124.542	124.542
DE*	BUREAU OF LABOR FUNDS - LABOR PENSION FUND	0	135.903	135.903
DE*	BUREAU OF LABOR FUNDS - LABOR PENSION FUND	0	267.411	267.411
DE*	BUREAU OF LABOR FUNDS - LABOR INSURANCE FUND	0	652.040	652.040
DE*	BUREAU OF LABOR FUNDS - LABOR PENSION FUND	0	17.409	17.409
DE*	BUREAU OF LABOR FUNDS - LABOR PENSION FUND	0	6.844	6.844
DE*	BUREAU OF LABOR FUNDS - LABOR PENSION FUND	0	34.594	34.594
DE*	C&J CLARK PENSION FUND	0	50.099	50.099
DE*	CALCIUM QUANT	0	160.700	160.700
OS*	CAN DESIGNATED CLT EDR TREATY	0	700	700
DE*	CAN DESIGNATED CLT GSF TREATY	0	13.250	13.250
DR*	CANGESTION CONVERTIBLE EUROPE	0	350.000	350.000
DE*	CANGESTION DEEP VALUE	0	645.377	645.377
DE*	CANGESTION EXPERT PATRIMOINE	0	10.000	10.000
DE*	CANADA LIFE ASSURANCE EDROPE LIMITED	0	2.104.181	2.104.181
DE*	CANDRIAM EQUITIES L	0	235.109	235.109
DE*	CARDIF ASSURANCE RISQUES DIVERS	0	26.304	26.304
DE*	CARDIF ASSURANCE VIE	0	1.725.000	1.725.000
DE*	CARDIF LOX VIE	0	189.997	189.997
DE*	CARE SUPER	0	289.036	289.036
DE*	CARP - INDI	0	252.953	252.953
DE*	CARPIMKO ACTIONS LO	0	130.000	130.000
DE*	CAVERSHAM FUND	0	4.219	4.219
DE*	CBOSC ATF CW BK GRP SUP WGS508	0	45.201	45.201
DE*	CBOSC-CB63-WG5507	0	49.740	49.740
DE*	CDN MSCI WORLD EX-CANADA MINIMUM VOLATILITY INDEX FUND	0	27.511	27.511
DE*	CENTRAL BANK OF IRELAND	0	17.791	17.791

LISTA ESITO DELLE VOTAZIONE

Oggetto: Autorizzazione all'acquisto di azioni proprie; deliberazioni inerenti e conseguenti.  
FAVOREVOLI

Badge	Regione Sociale	Proprio	Delega	Totale
DE*	CENTRAL FINANCE BOARD METHODIST CHURCH	0	11.906	11.906
DE*	CFSL - COLONIAL FIRST STATE GLOBAL ASSET MANAGEMENT MULTI SECTOR TRUST 1	0	1.480	1.480
DE*	CFSL - COMMONWEALTH GLOBAL SHARE FUND	0	762.890	762.890
DE*	CFSL ATF CWLA INTERNATIONAL SHARE FUND	0	36.761	36.761
DE*	CFSL AE COLONIAL FIRST STATE INVESTMENT FUND 10	0	108.462	108.462
DE*	CHANG HWA COMM BK ANCO NOMURA GLOBAL HIGH DIVIDEND FUND	0	17.972	17.972
DE*	CHINA LIFE INSURANCE COMPANY LIMITED	0	226.202	226.202
DE*	CHINATRUST COMMERCIAL BANK LTD. AS	0	6.672	6.672
DE*	CHUNGHWA POST CO LTE	0	134.675	134.675
DE*	CI CORPORATE CLASS LTD	0	80.000	80.000
DE*	CITIBANK INTERNATIONAL PLC AS TRUSTEE CITIBANK INT. PLC	0	4.650.057	4.650.057
DE*	CITITRUST LIMITED AS TRUSTEE OF BLACKROCK PREMIER FUNDS-BLACKROCK WORLD EQUITY INDEX FUND	0	8.985	8.985
DE*	CITITRUST LTD	0	87.656	87.656
DE*	CL EPARGNE DYNAMIQUE	0	33.551	33.551
DE*	CLASS N AHL ALPHA 2.5 XL EUR TRADING LIMITED	0	11.396	11.396
DE*	CLOSE PRIVATE ASSET MANAGEMENT LIMITED	0	104.573	104.573
DE*	CNP ACP ACTIONS LT	0	37.816	37.816
DE*	CNP ASSUR EUROPE NEUFLIZE OBC	0	334.668	334.668
DE*	CNP ASSUR VALEURS	0	5.995	5.995
DE*	CNP ASSUR VALUE ET MOMENTUM	0	25.202	25.202
DE*	CNP ENCA VALUE EUROPE	0	318.803	318.803
DE*	COHEN & STEERS REAL ASSETS FUND, INC	0	17.352	17.352
DE*	COHEN & STEERS, INC	0	1.081	1.081
DE*	COHEN&STEERS REAL ASSETS MULTI STRAT FUN	0	143.783	143.783
DE*	COLOMBES 6	0	102.019	102.019
DE*	COLONIAL FIRST STATE INVESTMENT FUND.	0	30.909	30.909
DE*	COLOMBIA CAPITAL ALLOCAT MODER CONSERV PO	0	8.944	8.944
DE*	COLUMBIA CAPITAL ALLOCATION AGGRESSIVE P	0	7.222	7.222
DE*	COLUMBIA CAPITAL ALLOCATION CONSERVAT PO	0	5.847	5.847
DE*	COLUMBIA CAPITAL ALLOCATION MODER AGG P	0	6.095	6.095
DE*	COLUMBIA CAPITAL ALLOCATION MODERATE BOR	0	8.741	8.741
DE*	COMMINGLED PENS TR FU ED BYN HED EQ O JPM N	0	499.009	499.009
DE*	COMMINGLED PENSION TRUST FUND (INTERNATIONAL ADVANTAGE) OF JPMORGAN CHASE BANK	0	884.905	884.905
DE*	COMMINGLED PENSION TRUST FUND (INTERPID INTERNATIONAL) OF JPMORGAN CHASE BANK	0	702.994	702.994
DE*	COMINFUND STRATEGIC SOLUTIONS GLOBAL EQUITY LLC	0	24.790	24.790
DE*	CONNECTICUT GENERAL LIFE INSURANCE COMPANY	0	6.380	6.380
DE*	CONNECTICUT GENERAL LIFE INSURANCE COMPANY	0	29.794	29.794
DE*	CONNECTICUT GENERAL LIFE INSURANCE COMPANY	0	30.800	30.800
DE*	CONSTRUCTION AND BUILDING UNIONS SUPERANNUATION FUND	0	51.118	51.118
DE*	CONSTRUCTION AND BUILDING UNIONS SUPERANNUATION FUND	0	259.651	259.651
DE*	CORTI DIVERSIFIE	0	60.000	60.000
DE*	CORCOMMODITY MANAGEMENT - FOUNDERS ABSOLUTE RETURN MASTER FUND LTD	0	1.784	1.784
DE*	CORNERSTONE ADVISORS GLOBAL PUBLIC EQUITY FUND	0	14.754	14.754

83942/248



## LISTA ESITO DELLE VOTAZIONI

Oggetto: Autorizzazione all'acquisto di azioni proprie; deliberazioni inerenti e conseguenti.

## FAVOREVOLI

Badge	Regione Sociale	Proprio	Delega	Totale
DE*	COVER ACTIONS EDR0	0	276.663	276.663
DE*	COVER ACTIONS EUROPE OPPORTUNITES	0	527.429	527.429
DE*	COVER ACTIONS RENDEMENT	0	1.132.031	1.132.031
DE*	COVER FINANCE ACT - EUROPE	0	419.858	419.858
DE*	COVER FINANCE ACTI EUROPE	0	387.163	387.163
DE*	COVER FINANCE EUROPE	0	105.876	105.876
DE*	CPR CONSCOMATEUR ACTIONNAIRE	0	16.702	16.702
DE*	CPR EURO HIGH DIVIDEND	0	308.179	308.179
DE*	CPR EUROLAND	0	491.463	491.463
DE*	CPR EUROPE PREMIUM	0	199.556	199.556
DE*	CPR EUROPE ESG	0	15	15
DE*	CPR EUROPE NOVVELLE	0	2.619	2.619
DE*	CPR INVEST - GEAR WORLD	0	100.000	100.000
DE*	CPR INVEST GLOBAL SODITY ESG	0	8.900	8.900
DE*	CPR INVEST-EUROPE SPECIAL	0	35.527	35.527
DE*	CPIV - LAZARD INTERNATIONAL EQUITY ADVANTAGE FUND	0	892.580	892.580
DE*	D. E. SHAW ALL COUNTRY GLOBAL ALPHA EXTENSION	0	819.568	819.568
DE*	D. E. SHAW VALUE ALL COUNTRY ALPHA EXTENSION	0	109.386	109.386
DE*	D. S. SHAW WORLD ALPHA EXTENSION PORTFOLIOS LLC	0	2.065.069	2.065.069
DE*	DANSKE BANK FULJER	0	250.582	250.582
DE*	DANSKE INVEST SICAV	0	151.623	151.623
DE*	DASSAULT SYSTEM DYNAMIQUE	0	47.862	47.862
DE*	DEI FUNDS EBB	0	8.030	8.030
DE*	DEPARTMENT OF STATE LANDS	0	136.566	136.566
DE*	DEVELOPED INTERNATIONAL EQUITY SELECT ETF	0	2.859	2.859
DE*	DHL EMPLOYEE BENEFIT FUND OFF DE	0	263.295	263.295
DE*	DIGNITY HEALTH	0	131.080	131.080
DE*	DIGNITY HEALTH RETIREMENT PLAN TRUST	0	149.715	149.715
DE*	UNCA INVEST	0	1.844.022	1.844.022
DE*	DACA MF VALUE EUROPE	0	173.334	173.334
DE*	DACA VALDE EUROPE	0	989.522	989.522
DE*	DORVAL CONVICTIONS	0	161.542	161.542
DE*	DORVAL CONVICTIONS FEA	0	80.238	80.238
DE*	DEAM EQUITY L	0	220.000	220.000
DE*	DEPONT PENSION TRUST	0	135.420	135.420
DE*	DYNAMIQUE-JAS HENNESSY CO	0	12.651	12.651
DE*	EDMOND DE ROTHSCHILD ASSET	0	185.580	185.580
DE*	EDMOND DE ROTHSCHILD EQUITY EUROPE	0	240.006	240.006
DE*	EDMOND DE ROTHSCHILD FUND EQUITY	0	793.460	793.460
DE*	EDMOND DE ROTHSCHILD FUND II -	0	40.917	40.917
DE*	EDMOND DE ROTHSCHILD FUND INCOME	0	230.470	230.470
DE*	EDR FOND GLOBAL VALUE	0	160.470	160.470
DE*	EGEPARGENE Z	0	26.242	26.242

LISTA ESITO DELLE VOTAZIONE

Oggetto: Autorizzazione all'acquisto di azioni proprie; deliberazioni inerenti e conseguenti.  
FAVOREVOLI

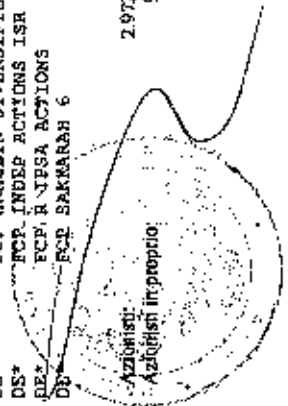
Badge	Ragione Sociale	Proprio	Delega	Totale
DE*	ENBW ENERGIE BADEN-WUERTEMBERG AG	0	200.829	200.829
DE*	ENHANCED INDEX INTERNATIONAL SHARE FUND	0	22.256	22.256
DE*	EPARGNE EQUILIBRE FCPE	0	34.554	34.554
DE*	EPARGNE PRUDENCE THALES	0	68.947	68.947
DE*	EPOQUE	0	85.464	85.464
DE*	EPS	0	67.838	67.838
DE*	EQ ADV DYNAMIC MODERATE GROWTH PORTFOLIO	0	99.859	99.859
DE*	EQ ADV TRUST EQ/INT. EQ. INDEX PORTFOLIO	0	579.193	579.193
DE*	EQ ADVISORS TRUST - 1290 VT SNAKBETA EQ	0	2.100	2.100
DE*	EQ ADVISORS TRUST - ATM INTERNATIONAL MANAGED VOLATILITY PORTFOLIO	0	278.264	278.264
DE*	EQ ADVISORS TRUST - AXA / AB DYNAMIC GROWTH PORTFOLIO	0	22.450	22.450
DE*	EQ ADVISORS TRUST - AXA INTERNATIONAL CORE MANAGED VOLATILITY PORTFOLIO	0	315.778	315.778
DE*	EQ ADVISORS TRUST - AXA INTERNATIONAL MANAGED VOLATILITY PORTFOLIO	0	372.726	372.726
DE*	EQ ADVISORS TRUST-AXA/TEMPLETON GLOBAL EQUITY MANAGED VOLATILITY PORTFOLIO	0	196.651	196.651
DE*	EQ ADVISORS TRUST-AXA GLOBAL EQUITY MANAGED VOLATILITY PORTFOLIO	0	111.546	111.546
DE*	EQ ADVISORS TRUST-AXA INFL. VALUE MANAGED	0	219.362	219.362
DE*	EQ ADVISORS TRUST-AXA NATURAL RESOURCES	0	21.088	21.088
DE*	ERISA ACTIONS EUROPE N2	0	137.264	137.264
DE*	ETFS EURO STOXX 50 EPI	0	39.206	39.206
DE*	EULER HERMES PATRIMONIA	0	454.866	454.866
DE*	EUROBEN LIFE PENSION DRG	0	10.828	10.828
DE*	EUROPEAN EQUITY FUND OF KOKUSAI TRUST INTERTRUST TRUSTEES	0	28.331	28.331
DE*	EVIAN & EQUILIBRE	0	13.519	13.519
DE*	EVOLUTIS	0	344.905	344.905
DE*	FAM SERIES UCITS ICAV	0	70.525	70.525
DE*	FAMILY INVESTMENTS CHILD TRUST FUND	0	74.290	74.290
DE*	FAMILY INVESTMENTS GLOBAL ICVC FAMILY BALANCED INT FUND	0	51.638	51.638
DE*	FCP AG2R LA MONDIALE ACT EUROPE ISR	0	710.000	710.000
DE*	FCP ALM ACT ZONE EUR ISR	0	2.370.000	2.370.000
DE*	FCP ALM ACTIONS EURO	0	1.006.543	1.006.543
DE*	FCP BNP PARIBAS ACTIONS EUROPE	0	9.915	9.915
DE*	FCP CAMGEST VALEURS EURO	0	437.301	437.301
DE*	FCP CARPINKO EUROPE	0	151.749	151.749
DE*	FCP EPARGNE EUR DYNAMIQUE	0	73.385	73.385
DE*	FCP FCE INVEST EURO	0	411.571	411.571
DE*	FCP FLAO	0	240.040	240.040
DE*	FCP FRANCE INVEST. INTER	0	239.226	239.226
DE*	FCP FRANCE PLACEMENT INTERNATIONAL	0	237.683	237.683
DE*	FCP GERISO	0	6.723	6.723
DE*	FCP HANDELIN DIVERSIFIE FLEX II	0	19.133	19.133
DE*	FCP INDEP ACTIONS ISR BAS	0	23.000	23.000
DE*	FCP R-IPSA ACTIONS	0	34.500	34.500
DE*	FCP SAKARAH 6	0	56.200	56.200

83942/1280

Pagina 51

2.972 Tote: 19  
9 Azionisti in delega: 2.963

Azionisti:  
Azionisti in proprio:



## LISTA ESITO DELLE VOTAZIONE

Oggetto: Autorizzazione all'acquisto di azioni proprie; deliberazioni inerenti e conseguenti.  
FAVOREVOLI

Badge	Ragione Sociale	Proprio	Delega	Totale
DE*	FCP BYCOMORE I/S MARKET NEUTRAL	0	80.000	80.000
DE*	FCPE HORIZON EP. ACTION	0	29.586	29.586
DE*	FDC A2 POCHS TITRES	0	54.028	54.028
DE*	FDRN AMUNDI	0	85.065	85.065
DE*	FEDERAL ETHI-PATRIMOINE	0	10.654	10.654
DE*	FEDERAL OPTIMAL (PART P)	0	71.600	71.600
DE*	FEDERATED UNIT TRUST	0	366.442	366.442
DE*	FFS EUROPEAN EQUITIES SUSTAINABLE	0	15.019	15.019
DE*	FIDELIA ASSISTANCE	0	3.497	3.497
DE*	FIDELITY COMMON CONTRACTUAL FUND II	0	160.836	160.836
DE*	FIDELITY CONCORD STREET TRUST; FIDELITY SERIES INTERNATIONAL INDEX FUND	0	12.800	12.800
DE*	FIDELITY FUNDS SICAV	0	179.742	179.742
DE*	FIDELITY GROUP TRUST FOR EMPLOYEE BEN PL	0	3.081.030	3.081.030
DE*	FIDELITY INVESTMENT FUNDS - FIDELITY INDEX EUROPE EX UK FUND	0	118.160	118.160
DE*	FIDELITY INVESTMENT FUNDS - FIDELITY INDEX WORLD FUND	0	87.695	87.695
DE*	FIDELITY INVESTMENTS MONEY MANAGEMENT INC	0	1.800	1.800
DE*	FIDELITY PURIT TR FID SER INTRINSIC OPP	0	10.000	10.000
DE*	FIDELITY PURITAN TF LOW PRICE STOCK FUND	0	7.245.003	7.245.003
DE*	FIDELITY RUTLAND SQUARETRUST II; STRATEGIC ADVISERS INT F	0	2.157.462	2.157.462
DE*	FIDELITY SAL ST FIDELITY GLOBAL EX US IN	0	655.152	655.152
DE*	FIDELITY SALEM STR T FID TOTAL INT RND F	0	241.564	241.564
DE*	FIDELITY SALEM STREET TRUST; FIDELITY ZERO INTERNATIONAL INDEX FUND	0	110.734	110.734
DE*	FIDELITY UCITS II ICAV	0	7.249	7.249
DE*	FIDUCIARY TRUST COMPANY INTERNATIONAL AS AGENT FORUS CLIENTS	0	337	337
DE*	FIRST TRUST DYNAMIC EUROPE EQUITY INCOME	0	502.955	502.955
DE*	FIRST TRUST EUROPE ALPHADEX FUND	0	170.374	170.374
DE*	FIRST TRUST EUROZONE ALPHADEX ETF	0	26.332	26.332
DE*	FIRST TRUST HORIZON MANAGED VOLATILITY D	0	19.838	19.838
DE*	FIRST TRUST RIVERFRONT DYN DEV INT KTF	0	151.460	151.460
DE*	FIRST TRUST RIVERFRONT DYNAMIC EUROPE ST	0	45.650	45.650
DE*	FISHER INVEST ALL WORLD EQ COLLECTIVE FD	0	165.796	165.796
DE*	FISHER INVESTMENTS ALL FOREIGN EQ COL FD	0	9.697	9.697
DE*	FISHER INVESTMENTS FOREIGN EQUITY COLL F	0	147.671	147.671
DE*	FLEXSHARES INTERNATIONAL QUALITY DIVIDEND DEFENSIVE INDEX FUND	0	29.584	29.584
DE*	FLEXSHARES INTERNATIONAL QUALITY DIVIDEND INDEX FUND	0	534.711	534.711
DE*	FLEXSHARES INTL QUALITY DIVIDEND DYNAMIC	0	13.806	13.806
DE*	FLEXSHARES MORNINGSTAR DEVELOPED MARKETS	0	139.357	139.357
DE*	FLEXSHARES MORNINGSTAR GLOBAL OPSTRSM N	0	2.561.864	2.561.864
DE*	FLEXSHARES STOXX GLOBAL ESG IMPACT INDEX	0	7.590	7.590
DE*	FLORISSIME DYNAMISME	0	3.235	3.235
DE*	FLORISSIME EQUILIBRE	0	2.051	2.051
DE*	FONDAZIONE ROMA SIF	0	14.194	14.194
DE*	FONDS DE RESERVE POUR LES RETRAITES	0	311.818	311.818

83942/1984


LISTA ESITO DELLE VOTAZIONE

Oggetto: Autorizzazione all'acquisto di azioni proprie; deliberazioni inerenti e conseguenti.

FAVOREVOLI

Badge	Ragione Sociale	Proprio	Delega	Totale
DE*	FOREIGN STOCK INDEX MOTHER FUND	0	70.000	70.000
DE*	FP RUSSELL INVESTMENTS ICVC-FP RUSSELL INV INT GROWTH ASSETS FD	0	8.974	8.974
DE*	FP RUSSELL INVESTMENTS ICVC-FP RUSSELL INV UK GROWTH ASSETS FD	0	17.006	17.006
DE*	FRANCE INVESTISSEMENT CAPITALISATIONS MOYENNES	0	157.049	157.049
DE*	FRANCE PLACEMENT EURO	0	1.453.222	1.453.222
DE*	FRANKLIN 7 VARIABLE INS.FROD.FOREIGN VIP	0	674.349	674.349
DE*	FRANKLIN TEMPLETON INVESTMENT FUNDS	0	11.351.033	11.351.033
DE*	FRANKLIN TEMPLETON SHARIAH FUNDS BA	0	119.514	119.514
DE*	FRANKLIN TEMPLETON VARIAB. INSURANCE	0	1.507.144	1.507.144
DE*	FRIENDS LIFE AND PENSIONS LIMITED PIXHAM END	0	28.100	28.100
DE*	FRIENDS LIFE FUNDS LIMITED	0	36.941	36.941
DE*	ETSE ALL WORLD INDEX FUND	0	140.846	140.846
DE*	FU15 FONDS INDUSTRIELLE ALLIANCE	0	42.035	42.035
DE*	FUNDACAO CALOUSTE GULEBENKIAN	0	58.301	58.301
DE*	GA FUND I	0	8.923	8.923
DE*	GAM INVESTMENT MANAGEMENT (SWI	0	3.800	3.800
DE*	GAM INVESTMENT MANAGEMENT (SWITZERLAND) AG ON BEHALF OF INST	0	3.412	3.412
DE*	GAM INVESTMENT MANAGEMENT (SWITZERLAND) AG ON BEHALF OF INST BVG/LPF FLEXIBLE FUND	0	100.917	100.917
DE*	GENERAL CONFERENCE CORPORATION OF SEVENTH DAY ADVENTISTS	0	76.532	76.532
DE*	GIVI GLOBAL EQUITY FUND A SERIES TRUST OF GLOBAL MULTI STRATEGY	0	28.070	28.070
DE*	GLOBAL INTERFID - CANADA FUND	0	33.879	33.879
DE*	GLOBAL X SCIENTIFIC BETA EUROPE ETF	0	1.793	1.793
DE*	GMAM GROUP PENSION TRUST II	0	125.830	125.830
DE*	GMAM GROUP PENSION TRUST III	0	394.083	394.083
DE*	GME ASSOFANCES (A) EUROPE	0	233.928	233.928
DE*	GMF-VIE CANTON D (A) EUROPE	0	805.931	805.931
DE*	GOLDMAN SACHS INTER EQUITY INSIGHTS FUND	0	1.182.475	1.182.475
DE*	GOLDMAN SACHS TRST II-GOLDMAN SACHS MULTI-MNGR GLOBAL BOT FUND	0	4.950	4.950
DE*	GOLDMAN SACHS TRUST - GOLDMAN SACHS ABSOLUTIE RETURN TRACKER FUND	0	24.200	24.200
DE*	GOLDMAN SACHS TRUST - GOLDMAN SACHS INTERNATIONAL EQUITY DIVIDEND AND PREMIUM FUND	0	88.622	88.622
DE*	GOLDMAN SACHS TRUST II - MULTI-MANAGER INTERNAL EQUITY FUND	0	167.322	167.322
DE*	GOLDMAN SACHS TRUST-GOLDMAN SACHS GLOBAL MANAGED BETA FUND	0	20.551	20.551
DE*	GOLDMAN SACHS VARIABLE INS TRUST - G SACHS STRATEGIC INTER EQUITY FUND	0	51.917	51.917
DE*	GOTHAN CAPITAL V LLC	0	692	692
DE*	GOVERNMENT OF NORWAY	0	57.122.062	57.122.062
DE*	GRD 20 ACTIONS	0	409.432	409.432
DE*	GRD ACTIONS ZONE EURO - POCHE	0	114.004	114.004
DE*	GUINNESS ATKINSON GLOBAL ENERGY FUND	0	46.860	46.860
DE*	H.E.S.T. AUSTRALIA LIMITED	0	223.898	223.898
DE*	HAMELIN DIVERSIFIE FLEX I	0	27.000	27.000
DE*	HANG SENG INSURANCE COMPANY LIMITED	0	120.469	120.469
DE*	HEOS INTERNATIONAL INV FUNDS ICVC- EUROPEAN FUND	0	171.107	171.107
DE*	HEOS INTERNATIONAL INV FUNDS ICVC- INTERNATIONAL GROWTH FUND	0	284.775	284.775

03 03 04 2 11282



83942/2019

LISTA ESITO DELLE VOTAZIONI

Oggetto: Autorizzazione all'acquisto di azioni proprie; deliberazioni inerenti e conseguenti.

FAVOREVOLI

badge	Ragione Sociale	Proprio	Delega	Totale
DE*	HC CAPITAL TRUST - THE ESG GROWTH PORTFOLIO	0	85.108	85.108
DE*	HC CAPITAL TRUST - THE INTERNATIONAL EQUITY PORTFOLIO	0	171.060	171.060
DE*	HC CAPITAL TRUST- THE COMMODITY RETURNS STRATEGY PORTFOLIO	0	74.181	74.181
DE*	HC CAPITAL TRUST- THE CATHOLIC SRI GROWTH PORTFOLIO	0	5.545	5.545
DE*	HC CAPITAL TRUST- THE INSTITUTIONAL INTERNATIONAL EQUITY FIF	0	539.762	539.762
DE*	HFZH COFONDS	0	18.000	18.000
DE*	HGIF GLOB ED VOLATILITY FO	0	170.765	170.765
DE*	HOSTELUS POOLED SUPERANNUATION TRUST	0	51.574	51.574
DE*	HSBC ACTIONS MONDE	0	41.127	41.127
DE*	HSBC AS TRUSTEE FOR SSGA EUROPE EX UK EQUITY TRACKER FUND	0	2.184.470	2.184.470
DE*	HSBC ETFs	0	76.238	76.238
DE*	HSBC STFS PLC	0	90.406	90.406
DE*	HSBC STFS PLC 1 28 NORTH WALL QUAY	0	146.791	146.791
DE*	HSBC EURO EQUITY VOL FOCUSED	0	40.000	40.000
DE*	HSBC EURO MULTI-ASSET INCOME FUND	0	24.030	24.030
DE*	HSBC EUROPEAN INDEX FUND	0	640.851	640.851
DE*	HSBC GLOBAL ASSET MANAGEMENT LTD	0	2.434	2.434
DE*	HSBC GLOBAL FUND ICAV	0	1.844	1.844
DE*	HSBC GLOBAL INVESTMENT FUNDS	0	112.741	112.741
DE*	HSBC GLOBAL POWER RESOURCES EQUITY FUND	0	60.599	60.599
DE*	HSBC GLOBAL RESOURCES ENERGY MOTHER FUND	0	68.066	68.066
DE*	HSBC INKA INVESTMENT AG TGV FOR TGV LA STRATEGY	0	77.690	77.690
DE*	HSBC LIFE (INTERNATIONAL) LIMITED	0	225.695	225.695
DE*	HSBC MANAGED BALANCED FUND	0	9.275	9.275
DE*	HSBC MANAGED GROWTH FUND	0	15.628	15.628
DE*	HSBC MANAGED STABLE FUND	0	979	979
DE*	HSBC MANAGED STABLE GROWTH FUND	0	1.204	1.204
DE*	HSBC MSCI EUROPE UCITS ETF	0	88.025	88.025
DE*	HSBC MULTI-ASSET DYNAMIC EURO	0	192.876	192.876
DE*	HSBC F IN F HSBC POOLED GLOBAL EQUITY FO	0	32.853	32.853
DE*	HSBC SUSTAINABLE GLOBAL EQUITY	0	41.585	41.585
DE*	HUTCHISON PROVIDENT AND RETIREMENT PLAN	0	12.895	12.895
DE*	HUTCHISON PROVIDENT FUND,	0	20.846	20.846
DE*	LA CLARINGTON GLOBAL VALUE FUND	0	135.018	135.018
DE*	LAC INTERNATIONAL EQUITY FO	0	34.900	34.900
DE*	IAG MWA SUPERANNUATION PLAN	0	102.676	102.676
DE*	IBBOTSON INTERNATIONAL SHARES (UNHEDED)	0	364.791	364.791
DE*	IBM 401K PLDS PLAN	0	466.706	466.706
DE*	IBM FRANCE	0	48.000	48.000
DE*	IBM K	0	6.300	6.300
DE*	IBM PERSONAL PENSION PLAN TRUST	0	15.477	15.477
DE*	IBM PERSONAL PENSION PLAN TRUST	0	34.430	34.430
DE*	IBM PERSONAL PENSION PLAN TRUST	0	146.777	146.777

LISTA ESITO DELLE VOTAZIONI

Oggetto: Autorizzazione all'acquisto di azioni proprie; deliberazioni inerenti e conseguenti.

FAVOREVOLI

Badge	Ragione Sociale	Proprio	Delega	Totale
DE*	IBM RETIREMENT PLAN	0	16.326	16.326
DE*	ICARE	0	18	18
DE*	INDEP ACTIONS CROISSANCE	0	169.000	169.000
DE*	INDOSUEZ ALLOCATION FEA	0	181.660	181.660
DE*	INDOSUEZ EUROPE PATRIMOINE	0	109.290	109.290
DE*	INDOSUEZ EUROPE RENDEMENT	0	45.600	45.600
DE*	INDUSTRIAL ALLIANCE INSURANCE E FINANZIA	0	354.828	354.828
DE*	ING DIRECT	0	208.067	208.067
DE*	ING RENDEMENT EUROPE	0	110.000	110.000
DE*	INKA PROCURA	0	11.610	11.610
DE*	INSTITUTIONAL RETIREMENT TRUST	0	25.509	25.509
DE*	INTERNATIONAL EQUITIES FUND	0	19.913	19.913
DE*	INTERNATIONAL MONETARY FUND	0	75.909	75.909
DE*	INTERNATIONAL RESEARCH EQUITY EXTENDED MASTER FUND (CAYMAN) L.P. C/D INTERTRUST CORP SVCS (CAYMAN) LTD	0	0	106.255
DE*	INTERNATIONAL KAC M&H FOR 189600 LIPRENCO	0	11.000	11.000
DE*	INTERNATIONALE KAPITAL M&H FOR LR-PRIVATRENT-AKTIEN	0	150.000	150.000
DE*	INTERNATIONALE KAPITALANLAGEGESELLSCHAFT M&H	0	1.660.898	1.660.898
DE*	INTERNATIONALE KAPITALANLAGEGESELLSCHAFT M&H FOR RWP LNKA	0	6.611	6.611
DE*	INVESTCO POOLED INVESTMENT FUND-EUROPE FUND	0	16.346	16.346
DE*	INVEST DARSKE INV EUROPA HOJT UDBYTE	0	357.616	357.616
DE*	INVESTEC FUNDS SERIES I - ENHANCED NATURAL RESOURCES FUND	0	370.676	370.676
DE*	INVESTEC FUNDS SERIES II GLOBAL ENERGY FUND	0	85.763	85.763
DE*	INVESTIMO	0	143.063	143.063
DE*	IPA CORPORATE ACTIONS AND INCOME	0	112.038	112.038
DE*	IPAC SPEC INV STR INT SHARE STR NO 9	0	118.840	118.840
DE*	IPAC SPECIALIST INVESTMENT STRATEGIES - INTERNATIONAL SHARE STRATEGY NO.1	0	118.141	118.141
DE*	IRISH LIFE ASSURANCE PLC	0	839	839
DE*	IRISH LIFE ASSURANCE.	0	1.644.925	1.644.925
DE*	IRISH LIFE ASSURANCE.	0	3.617	3.617
DE*	IRISH LIFE ASSURANCE.	0	12.852	12.852
DE*	IRISH LIFE ASSURANCE.	0	53.233	53.233
DE*	ISHARES ALLCOUNTRY EQUITY INDEX FUND	0	968.982	968.982
DE*	ISHARES CORE MSCI EAFE ETF	0	11.252	11.252
DE*	ISHARES CORE MSCI EAFE IMI INDEX ETF	0	9.710.631	9.710.631
DE*	ISHARES CORE MSCI EUROPE ETF	0	298.873	298.873
DE*	ISHARES CORE MSCI INTERNATIONAL DEVELOPED MARKETS ETF	0	851.527	851.527
DE*	ISHARES CORE MSCI TOTAL INTERNATIONAL STOCK ETF	0	186.245	186.245
DE*	ISHARES EDGE MSCI INTL MOMENTUM FACTOR ETF	0	1.509.870	1.509.870
DE*	ISHARES EDGE MSCI INTL SIZE FACTOR ETF	0	51.792	51.792
DE*	ISHARES EDGE MSCI INTL VALUE FACTOR ETF	0	286	286
DE*	ISHARES EDGE MSCI WORLD MINIMUM VOLATILITI	0	82.106	82.106
DE*		0	1.253	1.253

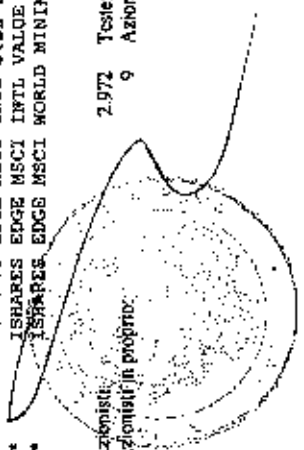
0000942/1284

Pagina 55

19  
2.963

2.972 Tesse:  
9 Azionisti in delega:

Azionisti in proprio:  
9





83942/1985

LISTA ESITO DELLE VOTAZIONE

Oggetto: Autorizzazione all'acquisto di azioni proprie; deliberazioni inerenti e conseguenti.  
FAVOREVOLI

Badge	Ragione sociale	Proprio	Delega	Totale
DE*	ISHARES ESG MSCI EMFE ETF	0	131.912	131.912
DE*	ISHARES ESG MSCI EMFE INDEX ETF	0	793	793
DE*	ISHARES EURO STOXX 50 INDEX ETF	0	3.723	3.723
DE*	ISHARES GLOBAL ENERGY ETF	0	552.576	552.576
DE*	ISHARES GLOBAL MONTHLY DIVIDEND INDEX ETF (CAD-HEGED)	0	948.210	948.210
DE*	ISHARES INTERNATIONAL FUNDAMENTAL INDEX ETF	0	52.434	52.434
DE*	ISHARES INTERNATIONAL SELECT DIVIDEND ETF	0	42.027	42.027
DE*	ISHARES MSCI ACWI ETF	0	5.106.617	5.106.617
DE*	ISHARES MSCI ACWI EX US ETF	0	515.989	515.989
DE*	ISHARES MSCI EMFE ETF	0	428.472	428.472
DE*	ISHARES MSCI SAFE VALUE ETF	0	11.435.554	11.435.554
DE*	ISHARES MSCI EUROPE IMI INDEX ETF	0	2.241.413	2.241.413
DE*	ISHARES MSCI EUROZONE ETF	0	55.338	55.338
DE*	ISHARES MSCI GLOBAL ENERGY PRODUCERS ETF	0	3.956.158	3.956.158
DE*	ISHARES MSCI ITALY ETF	0	53.880	53.880
DE*	ISHARES MSCI KOSAKI ETF	0	2.194.353	2.194.353
DE*	ISHARES MSCI WORLD ETF	0	9.702	9.702
DE*	ISHARES WHOLESALE INTERN EQ INDEX FUND	0	35.595	35.595
DE*	ISHARES WHOLESALE SCREENED INTERNATIONAL EQUITY INDEX FUND	0	176.231	176.231
DE*	JANUS HEMER GLOBAL NATURAL FUNDS PLC	0	19.852	19.852
DE*	JANUS HENDERSON CAPITAL FUNDS PLC	0	60.457	60.457
DE*	JANUS HENDERSON INSTITUTIONAL EUROPEAN INDEX OPPORTUNITIES FUND	0	39.152	39.152
DE*	JAPAN TRUSTEE SERVICES BANK LTD	0	202.932	202.932
DE*	JAPAN TRUSTEE SERVICES BANK LTD	0	2.635	2.635
DE*	JAPAN TRUSTEE SERVICES BANK LTD	0	5.525	5.525
DE*	JAPAN TRUSTEE SERVICES BANK LTD	0	10.370	10.370
DE*	JAPAN TRUSTEE SERVICES BANK LTD	0	14.849	14.849
DE*	JAPAN TRUSTEE SERVICES BANK LTD	0	23.280	23.280
DE*	JAPAN TRUSTEE SERVICES BANK LTD	0	24.898	24.898
DE*	JAPAN TRUSTEE SERVICES BANK LTD	0	78.090	78.090
DE*	JAPAN TRUSTEE SERVICES BANK LTD. AS TRUSTEE FOR SMTB KOKUSAI QUAN TITATIVE EQUITY MOTHER FUND	0	124.009	124.009
DE*	JAPAN TRUSTEE SERVICES BANK LTD. AS TRUSTEE FOR STB GS GLOBAL (EX JAPAN) QUANT EQUITY MOTHER FUND	0	87.933	87.933
DE*	JEFFREY LLC	0	91.997	91.997
DE*	JNL/BLACKROCK GLOBAL ALLOCATION FUND	0	6.206	6.206
DE*	JNL/BLACKROCK NATURAL RESOURCES FUND	0	17.631	17.631
DE*	JNL/FRANKLIN TEMPLETON GLOBAL GROWTH FUN	0	450.750	450.750
DE*	JNL/BELLON CAPITAL INTNAL INDEX FUND	0	744.137	744.137
DE*	JOHN HANCOCK FUNDS II GLOBAL ABSOLUTE RETURN STRATEGIES FUND	0	315.070	315.070
DE*	JOHN HANCOCK FUNDS II INTERNATIONAL STRATEGIC EQUITY ALLOCATION FUND	0	507.932	507.932
DE*	JOHN HANCOCK FUNDS II INTERNATIONAL STRATEGIC EQUITY ALLOCATION FUND	0	132.715	132.715
DE*	JOHN HANCOCK FUNDS II INTERNATIONAL VALUE FUND	0	326.904	326.904
DE*	JOHN HANCOCK FUNDS II STRATEGIC EQUITY ALLOCATION FUND	0	239.425	239.425
DE*	JOHN HANCOCK HEDGED EQUITY AND INCOME FUND	0	26.379	26.379

LISTA ESITO DELLE VOTAZIONE

Oggetto: Autorizzazione all'acquisto di azioni proprie; deliberazioni inerenti e conseguenti.

FAVOREVOLI

Badge	Ragione Sociale	Proprio	Delega	Totale
DE*	JOHN HANCOCK LIFE AND HEALTH INSURANCE COMPANY	0	127.926	127.926
DE*	JOHN HANCOCK VAR INS TRUST STRATEGIC EQUITY ALLOCATION TRUST	0	573.739	573.739
DE*	JOHN HANCOCK VARIABLE INSURANCE TRUST GLOBAL TRUST	0	170.472	170.472
DE*	JOHN HANCOCK VARIABLE INSURANCE TRUST INTERNATIONAL FACULTY INDEX TRUST	0	90.809	90.809
DE*	JOHN HANCOCK VARIABLE INSURANCE TRUST INTERNATIONAL VALDE TRUST	0	408.878	408.878
DE*	JP MORGAN CHASE RETIREMENT PLAN	0	129.619	129.619
DE*	JP TR SERV BK LTD ATE MATE MSCI KODOSAI INDEX MOTHER F	0	13.103	13.103
DE*	JFM FUND ICVC-JFM MULTI-ASSET INCOME FD	0	1.397.894	1.397.894
DE*	JPMORGAN BETAVILBERS EUROPE ETF	0	18.478	18.478
DE*	JPMORGAN CHASE BANK - FB - CANADA PARTNERSHIPS	0	1.189.347	1.189.347
DE*	JPMORGAN CHASE BANK - FB - UNITED STATES INDIVIDUALS	0	32.755	32.755
DE*	JPMORGAN CHASE BANK - FB - UNITED STATES PARTNERSHIP	0	5.419	5.419
DE*	JPMORGAN CHASE BANK - FB - UNITED STATES TRUSTS	0	6.261	6.261
DE*	JPMORGAN DIVERSIFIED FUND	0	3.188	3.188
DE*	JPMORGAN DIVERSIFIED RETURN EUROPE EQUITY ETF	0	43.072	43.072
DE*	JPMORGAN DIVERSIFIED RETURN GLOB EQ ETF	0	3.833	3.833
DE*	JPMORGAN DIVERSIFIED RETURN INTERNATIONAL EQUITY ETF	0	21.645	21.645
DE*	JPMORGAN EUROPE STRATEGIC DIVIDEND FUND	0	236.536	236.536
DE*	JPMORGAN EUROPEAN INVESTMENT TRUST PLC	0	32.780	32.780
DE*	JPMORGAN FUND ICVC - JEN EUROPE FUND	0	194.412	194.412
DE*	JPMORGAN FUNDS	0	45.798	45.798
DE*	JPMORGAN FUNDS (IRELAND) ICAY	0	5.555.792	5.555.792
DE*	JPMORGAN GLOBAL ALLOCATION FUND	0	1.533	1.533
DE*	JPMORGAN INCOME BUILDER FUND	0	244.626	244.626
DE*	JPMORGAN INTERNATIONAL ADVANTAGE FUND	0	236.394	236.394
DE*	JPMORGAN INTERNATIONAL INCOME BUILDER	0	1.305	1.305
DE*	JPMORGAN INTERNATIONAL VALOE FUND	0	2.145.679	2.145.679
DE*	JPMORGAN INTERNATIONAL VALOE FUND	0	218.672	218.672
DE*	JPMORGAN INTREPID EUROPEAN FUND	0	694.849	694.849
DE*	JPMORGAN INVESTMENT FUNDS	0	2.137.324	2.137.324
DE*	JPMORGAN LIFE LIMITED	0	6.242	6.242
DE*	JPMORGAN MULTI BALANCED FUND	0	3.178	3.178
DE*	JPMORGAN MULTI INCOME FUND	0	100.289	100.289
DE*	JPMORGAN SAR EUROPEAN FUND 50/F	0	484.935	484.935
DE*	JPMON ACTIONS OBLIGATIONS	0	77.121	77.121
DE*	KAISER FOUNDATION HOSPITALS	0	229.540	229.540
DE*	KAISER PERMANENTE GROUP TRUST	0	1.795.352	1.795.352
DE*	KATHERINE C. MOORE CHARITABLE LEAD ANNUITY TRUST II	0	2.180	2.180
DE*	KL EUFOSTOKX50 DB	0	47.431	47.431
DE*	KREBSHILFE 2 FOWDS	0	5.900	5.900
DE*	L.S. DYNAMIQUE ET SOLIDAIRE	0	8.461	8.461
DE*	LA-MONDIALE	0	3.170.000	3.170.000
DE*	LA SAUVEGARDE (A) EUROPE	0	12.942	12.942

00 3 9 4 2/2019

*[Handwritten signature]*

*[Handwritten signature]*

Pagina 57

2.972 Teste: 19  
9 Azionisti in delega: 2.963

Azionisti in proprio: *[Handwritten signature]*

## LISTA ESITO DELLE VOTAZIONI

Oggetto: Autorizzazione all'acquisto di azioni proprie; deliberazioni inerenti e conseguenti.

FAVOREVOLI

Badge	Ragione Sociale	Proprio	Delega	Totale
DE*	LATECOERE A	0	5.764	5.764
DE*	LATVIJAS BANKA	0	11.075	11.075
DE*	LAUDUS INTERNATIONAL MARKETMASTERS FUND	0	16.285	16.285
DE*	LAUSANNE N 6	0	21.660	21.660
DE*	LAZARD ASSET MANAGEMENT LLC	0	3.318	3.318
DE*	LAZARD GLOBAL DYNAMIC MULTI ASSET PORTFOLIO	0	1.562	1.562
DE*	LAZARD INTERNATIONAL EQUITY ADVANTAGE PORTFOLIO	0	360	360
DE*	LAZARD MANAGED EQUITY VOLATILITY PORTFOLIO	0	3.314	3.314
DE*	LAZARD RETIREMENT GLOBAL DYNAMIC MULTI ASSET PORTFOLIO	0	13.410	13.410
DE*	LCAM GLOBAL EQUITY FUNDS	0	38.922	38.922
DE*	LCF PHARMA INTERNATIONAL	0	68.260	68.260
DE*	LCL ACTIONS EURO CORE+	0	13.308	13.308
DE*	LCL ACTIONS EURO RESTRUCTURATION	0	23.996	23.996
DE*	LCL ACTIONS EUROPE	0	5.591	5.591
DE*	LCL ACTIONS EUROPE CORE + ECRO	0	6.139	6.139
DE*	LCL ACTIONS FRANCE CORE PLUS	0	117	117
DE*	LCL ACTIONS MONDE HORS EUROPE EURO	0	133.208	133.208
DE*	LEGAL AND GENERAL ASSURANCE PENSIONS MANAGEMENT LIMITED	0	10.720.394	10.720.394
DE*	LEGAL AND GENERAL ASSURANCE SOCIETY LIMITED	0	179.114	179.114
DE*	LEGAL AND GENERAL COLLECTIVE INVESTMENT TRUST.	0	372.412	372.412
DE*	LEGAL AND GENERAL COLLECTIVE INVESTMENT TRUST..	0	823	823
DE*	LEGAL AND GENERAL COLLECTIVE INVESTMENT TRUST...	0	6.081	6.081
DE*	LEGAL AND GENERAL INVESTMENT MANAGEMENT	0	535	535
DE*	LEGE MASON INC.	0	1.034	1.034
DE*	LEGG MASON GS INVESTORS GLOBAL EQUITY FD	0	11.462	11.462
DE*	LEMARAGA TABUNG ANKRAH PEREKJA	0	31.518	31.518
DE*	LGT SELECT FUNDS	0	97.591	97.591
DE*	LOF EUROPE ALL CAP LEADERS.	0	1.500	1.500
DE*	LOMBARD ODIER ASSET MANAGEMENT (SWITZERLAND) SA	0	439	439
DE*	LOS ANGELES CAPITAL GLOBAL FUND PLC	0	44.819	44.819
DE*	LUCRE PTY LTD FOR THE LABOUR UNION CO-OPERATIVE RETIREMENT FUND	0	47.181	47.181
DE*	LV CHALLENGE	0	75.589	75.589
DE*	MAAF SANTS	0	10.873	10.873
DE*	MAAF VIE ACTIP GENERAL	0	407.196	407.196
DE*	MAAF VIE WINHEG PERS	0	1.443	1.443
DE*	MACQUARIE INVESTMENT MANAGEMENT LIMITED	0	1.291.620	1.291.620
DE*	MACQUARIE MULTI FACTOR FUND	0	46.063	46.063
DE*	MAINFIRST SICAV	0	68.000	68.000
DE*	MAY AHL DIVERSIFIED MARKETS EU BRUH- WORLD TRADE CENTER	0	320	320
DE*	MAY FUNDS VIII ICAV-NAN AHL DIVERSIFIED.	0	3.324	3.324
DE*	MAY NUMERIC INTERNATIONAL ALPHA (US) LP	0	89.740	89.740
DE*	MANAGED PENSION FUNDS LIMITED	0	392.316	392.316
DE*	MANAGEMENT BOARD PUBLIC SERVICE PENSION	0	7.001	7.001

83942/1297

LISTA ESITO DELLE VOTAZIONE

Oggetto: Autorizzazione all'acquisto di azioni proprie; deliberazioni inerenti e conseguenti.

FAVOREVOLI

Badge	Regione Sociale	Proprio	Delega	Totale
DE*	MANNING AND NAPIER	0	28.145	28.145
DE*	MANULIFE GLOBAL FUND.	0	127.452	127.452
DE*	MANULIFE INTERNATIONAL EQUITY FUND OF	0	790.206	790.206
DE*	MASTER TRUST FOR SIEMENS PENSION PLANS	0	38.618	38.618
DE*	MASTER TRUST FOR SIEMENS SAVINGS PLANS	0	152.981	152.981
DE*	MAUDSLEY CHARITY	0	25.422	25.422
DE*	MCXIMLEY NOK US DEVELOPED 130 30 GROWTH ONSHORE FUND LP C O MCKINLEY C. MGMT. LLC	0	19.339	19.339
DE*	MERCER UNDETERGED OVERSEAS SHARES TRUST	0	142.609	142.609
DE*	MERRILL LYNCH PROFESSIONAL CLEARING CORP	0	62.430	62.430
DE*	MFS BLENDED RESEARCH INTERNATIONAL EQUITY FUND	0	231.448	231.448
DE*	MFS DEVELOPMENT FUNDS, LLC	0	1.059	1.059
DE*	MFS DIVERSIFIED INCOME FUND	0	683.065	683.065
DE*	MFS EQUITY INCOME FUND	0	132.263	132.263
DE*	MFS GLOBAL ALTERNATIVE STRATEGY FUND	0	3.587	3.587
DE*	MFS GLOBAL TOTAL RETURN FUND	0	1.347.128	1.347.128
DE*	MFS HERITAGE TRUST COMPANY COLLECTIVE INVESTMENT TRUST	0	224.130	224.130
DE*	MFS INSTITUTIONAL INTERNATIONAL EQUITY F	0	6.087.060	6.087.060
DE*	MFS INTERNATIONAL RESEARCH EQUITY LLC	0	22.975	22.975
DE*	MFS RESEARCH INTERNATIONAL FUND	0	4.329.478	4.329.478
DE*	MFS VAR INSURANCE TRUST II-MFS GLOBAL TACTICAL ALLOCATION PTF	0	78.190	78.190
DE*	MFS VARIABLE INSURANCE TRUST - MFS TOTAL RETURN SERIES	0	319.198	319.198
DE*	MFS VARIABLE INSURANCE TRUST II - MFS RESEARCH INT PORTFOLIO	0	210.721	210.721
DE*	MFS RESEARCH INTERNATIONAL FUND	0	629.818	629.818
DE*	MINISTRY OF ECONOMY AND FINANCE	0	313.849	313.849
DE*	MISSOURI EDUCATION PENSION TRUST	0	1.083.279	1.083.279
DE*	MJC INVESTMENTS, LLC LIMITED	0	966.582	966.582
DE*	MMA IARO SA (A) ZORHOPE	0	345.180	345.180
DE*	MORRIAN ALL COUNTRIES WORLD EX-D.O.S	0	453.428	453.428
DE*	MORRIAN INT.EQ.COLLECTIVE.INV.TRUST	0	750.275	750.275
DE*	MORRIAN INTERNATIONAL EQUITY FUND	0	1.004.106	1.004.106
DE*	MONGELAS	0	35.433	35.433
DE*	MORGAN STANLEY INVESTMENT FUNDS	0	831.885	831.885
DE*	MSCI EUROPE EQUITY ESG SCREENED INDEX FU	0	3.394	3.394
DE*	MTB GOVERNMENT PENSION INVESTMENT FUND 4	0	7.431.856	7.431.856
DE*	MTBJ DAIDO LIFE FOREIGN EQUITY MONSR FD	0	3.210	3.210
DE*	MULTI-MANAGER DIRECTIONAL ALTERNATIVE STRATEGIES FUND	0	53.235	53.235
DE*	MULTI-MANAGER INTERNATIONAL EQUITY STRATEGIES FUND	0	331.862	331.862
DE*	M 1 PENDEMENT FSINOR	0	17.268	17.268
DE*	MATEXIS PERFORMANCE 9	0	42.694	42.694
DE*	NATIONAL COUNCIL FOR SOCIAL SEC FUND	0	22.615	22.615
DE*	NATIONAL FARMERS UNION MUTUAL INSURANCE	0	289.855	289.855
DE*	NATIONAL GRID UK PENSION SCHEME	0	169.792	169.792
DE*	NATIONWIDE-BAILLARD INTERNATIONAL EQUIT F	0	60.000	60.000


Pagina 59

19  
2.963

2.972 Teste:  
9 Azionisti in delega:

Azionisti  
Azionisti in proprio:

203042/2018



## LISTA ESITO DELLE VOTAZIONE

Oggetto: Autorizzazione all'acquisto di azioni proprie; deliberazioni inerenti e conseguenti.

## FAVOREVOLI

Badge	Ragione Sociale	Proprio	Delega	Totale
DE*	NATIONWIDE INTERNATIONAL INDEX FUND	0	244.261	244.261
DE*	NAVIXIS IONIS	0	7.546	7.546
DE*	NAVIXIS LCR ACTIONS EURO	0	59.681	59.681
DE*	NATWEST TR+DEP SERV LTD ATO ST. JAMES'S PL MULTI ASS UN TR	0	134.900	134.900
DE*	NATWEST TR+DEP SERV LTD ATO ST. JAMES'S PL STRAT INC UN TR	0	137.913	137.913
DE*	NATWEST TR+DEP SERV LTD ATO ST. JAMES'S PL GL EQ UN TR	0	202.862	202.862
DE*	NBLMC RAFFI EQUITY INDEX FUND - CLASS N	0	58.456	58.456
DE*	NEUBERGER BERMAN ALTERNATIVE FUNDS - NB MULTI-STYLE PREMIA FD	0	5.803	5.803
DE*	NEUBERGER BERMAN ALTERNATIVE FUNDS NB MULTI-ASSET INCOME FUND	0	1.246	1.246
DE*	NEUBERGER BERMAN GLOBAL ALLOCATION FUND	0	1.767	1.767
DE*	NEUBERGER BERMAN INVESTM FUNDS PLC	0	18.295	18.295
DE*	NEOLIZ VIE OPPORTUNITES	0	45.000	45.000
DE*	NEW ENGLANDPENSIONERS AND TRUCKING INDUSTRY PENSION PLAN	0	32.760	32.760
DE*	NEW MEXICO STATE INVESTMENT COUNCIL	0	361.975	361.975
DE*	NEW YORK STATE COMMON RETIREMENT FUND	0	63.300	63.300
DE*	NEW YORK STATE COMMON RETIREMENT FUND	0	463.842	463.842
DE*	NEWSBOG WOMENERS LIMITED INVESTORS WHOLESAL GLOBAL EQUITY (INDEX) TRUST	0	110.164	110.164
DE*	NFS LIMITED TRAFALGAR COURT ADMIRAL	0	304.411	304.411
DE*	NH-AMUNDI PRIVATE SECURITIES INVESTMENT TRUST D1(EQUITY BALANCED-DERIVATIVES)	0	8.061	8.061
DE*	NIKKO AM WORLD FUS-AM INTECH GLOBAL CORE FUND	0	112	112
DE*	NM5 GHDS SCH ACCOUNT	0	877.074	877.074
DE*	NM (L)	0	615.022	615.022
DE*	NORDEA BANK	0	840.228	840.228
DE*	NRGE TRADING LTD	0	25.000	25.000
DE*	NUMERIC SOCIALLY AWARE MULTI-STRATEGY FUND LTD	0	22	22
DE*	NVIT INTERNATIONAL INDEX FUND	0	359.512	359.512
DE*	NVIT MULTI-MANAGER INTERNATIONAL VALUE F	0	322.380	322.380
DE*	OS 2	0	83.809	83.809
DE*	OCIRX ACTIONS F	0	107.000	107.000
DE*	OLD MUTUAL GLOBAL EQUITY FUND A SUB FUND OF OLD MUTUAL INVESTMENT FUND S SERIES II	0	197.168	197.168
DE*	OLD MUTUAL GLOBAL INVESTORS	0	59.916	59.916
DE*	OLD NORTH STATE HEDGED EQUITY MWT LLC	0	110.230	110.230
DE*	ONEPATH GLOBAL SHARES - LARGE CAP (UNHEADED) INDEX POOL	0	251.495	251.495
DE*	ONEPATH LOW VOLATILITY GLOBAL EQ IN POOL	0	24.041	24.041
DE*	OREGON PUBLIC EMPLOYEES RETIREMENT SYSTEM	0	2.778.471	2.778.471
DE*	OSHARES FTSE EUROPE QUALITY DIVIDEND ETF	0	16.973	16.973
DE*	PALATINE ENTREPRISES FAMILIALES IS	0	10.000	10.000
DE*	PANAGORA RISK PARITY M.A.C.FD	0	1.255	1.255
DE*	PARTNERS HEALTHCARE SYSTEM INC	0	184.970	184.970
DE*	PARVEST	0	657.498	657.498
DE*	PAVILION INTERNAT FOCUSED EQUITY POOL	0	13.000	13.000
DE*	PENSION BENEFIT GUARANTY CORPORATION	0	620.546	620.546
DE*	PEOPLE'S BANK OF CHINA	0	5.882.850	5.882.850

Azionisti:  
Azionisti in proprio:2.972  
9Testi:  
Azionisti in delega:19  
2.963

Pagina 60

83042/1288

LISTA ESITO DELLE VOTAZIONE

Oggetto: Autorizzazione all'acquisto di azioni proprie; deliberazioni inerenti e conseguenti.

FAVOREVOLI

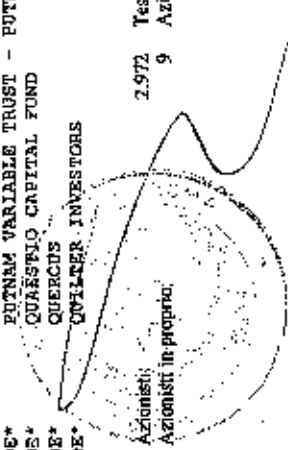
badge	Ragione Sociale	Proprio	Delega	Totale
DE*	PERPETUAL ECONOMIC DIVERSIF. GLOB EQU F	0	37.002	37.002
DE*	PEYREMOX	0	8.000	8.000
DE*	PHOENIX LIFE LIMITED	0	416.957	416.957
DE*	PICTET TR	0	525.236	525.236
DE*	PICTET-EUROLAND INDEX	0	131.695	131.695
DE*	PICTET-EUROPE INDEX	0	475.652	475.652
DE*	PICTON MAHONEY FORTIFIED EQUITY FUND	0	20.000	20.000
DE*	PINCO VARIABLE INSR TR-PINCO GLO MULTI-ASSET MANAGED ALLO PTF	0	32.999	32.999
DE*	PINEBRIDGE DYNAMIC ASSET ALLOCATION FUND	0	9.847	9.847
DE*	PINEBRIDGE FUND SERIES PINEBRIDGE EUROPE EQUITY FUND	0	184.012	184.012
DE*	PIONEER FLEXIBLE OPPORTUNITIES FUND	0	235.650	235.650
DE*	PJD	0	7.500	7.500
DE*	PLYMOUTH COUNTY RETIREMENT ASSOCIATION	0	6.674	6.674
DE*	PM MANAGER FUND SPC-SEGREGATED PORT FOLIO 31 C/O INTERTRUST CORPORATE SERVICES (CAYMAN) LIMITED	0	30.380	30.380
DE*	PORTFOLIO LCR ACTIONS	0	4.398	4.398
DE*	POWER CORPORATION SUPERANNUATION PLAN	0	92.508	92.508
DE*	PREDICA ISR EUROPE - ACTIONS	0	30.362	30.362
DE*	PREDIQUANT A2 ACTIONS EUROPE	0	49.270	49.270
DE*	PREDIQUANT EUROCOISSANCE A2	0	70.874	70.874
DE*	PRINCE GEORGES COUNTY SUPPLEMENTAL PENSION PLAN	0	13.900	13.900
DE*	PRIVILEGE - JP MORGAN PAN EUROPEAN	0	7.426	7.426
DE*	PROXY TEAM PARAMETRIC PORTFOLIO ASSOCIATES	0	982	982
DE*	PRUDENTIAL LEGACY INSURANCE COMPANY NJ	0	51.092	51.092
DE*	PUBLIC EMPLOYEES RETIREMENT SYSTEM OF OHIO	0	1.825.278	1.825.278
DE*	PUTA ACS EUROPEAN EX UK FUND	0	87.696	87.696
DE*	PUTM BOKHNELL EUROPE FUND	0	510.487	510.487
DE*	PUTM EUROPEAN UNIT TRUST	0	27.196	27.196
DE*	PUTNAM DYNAMIC ASSET ALLOCATION BALANCED FUND	0	176.444	176.444
DE*	PUTNAM DYNAMIC ASSET ALLOCATION CONSERVATIVE FUND	0	57.882	57.882
DE*	PUTNAM DYNAMIC ASSET ALLOCATION EQUITY FUND	0	8.959	8.959
DE*	PUTNAM DYNAMIC ASSET ALLOCATION GROWTH FUND	0	262.564	262.564
DE*	PUTNAM DYNAMIC RISK ALLOCATION FUND	0	6.191	6.191
DE*	PUTNAM RETIREMENT ADVANTAGE GAA BALANCE PORTFOLIO	0	88.335	88.335
DE*	PUTNAM RETIREMENT ADVANTAGE GAA CONSERVATIVE PORTFOLIO	0	23.854	23.854
DE*	PUTNAM RETIREMENT ADVANTAGE GAA EQUITY PORTFOLIO	0	45.158	45.158
DE*	PUTNAM RETIREMENT ADVANTAGE GAA GROWTH PORTFOLIO	0	150.974	150.974
DE*	PUTNAM RETIREMENT ADVANTAGE GAA INCOME STRATEGIES PORTFOLIO	0	23.604	23.604
DE*	PUTNAM TOTAL RETURN FUND, LLC	0	8.936	8.936
DE*	PUTNAM TOTAL RETURN TRUST	0	17.049	17.049
DE*	PUTNAM VARIABLE TRUST - PUTNAM VT GLOBAL ASSET ALLOCATION F	0	8.392	8.392
DE*	QUAESTIO CAPITAL FUND	0	241.198	241.198
DE*	QUERCUS	0	415.417	415.417
DE*	QUILLER INVESTORS	0	101.153	101.153

Page 61

19

2.972 Teste:  
9 Azionisti in delega.

Azionisti  
Azionisti in propria.



Handwritten signature and date: 83942/2019

## LISTA ESITO DELLE VOTAZIONI

Oggetto: Autorizzazione all'acquisto di azioni proprie; deliberazioni inerenti e conseguenti.

## FAVOREVOLI

Badge	Regione Sociale	Proprio	Delega	Totale
DE*	R MONJOLY INVESTISSEMENTS POOL AX	0	6.639	6.639
DE*	R PHARMA DV3F	0	70.000	70.000
DE*	RAIFFEISEN INDEX FOMDS EURO STOKX 50	0	54.102	54.102
DE*	RFC ISB - COVER ACT EUROPE INSTIT III	0	191.753	191.753
DE*	RBC ISB - MPA VIE SA	0	819.520	819.520
DE*	RBC O SHAUGHNESSY GLOBAL EQUITY FUND	0	11.911	11.911
DE*	RBC O' SHAUGHNESSY INTL EQUITY FUND	0	334.094	334.094
DE*	RBC PRIVATE OVERSEAS EQUITY POOL	0	243.087	243.087
DE*	RBC QUANT SAFE EQUITY LEADERS ETF	0	5.481	5.481
DE*	REASSURE LIMITED	0	705.527	705.527
DE*	REGIME DE RETRAITE DU PERSONNEL DES CPE	0	136.246	136.246
DE*	RETIREMENT INCOME PLAN OF SAUDI ARABIAN OIL COMPANY	0	10.093	10.093
DE*	RETIREMENT PLAN FOR EMPLOYEES OF AETNA INC	0	75.932	75.932
DE*	REYNOLDS AMERICAN DEFINED BENEFIT MASTER	0	243.218	243.218
DE*	ROBERT L MCNEIL COMPLEX TRUST	0	53.960	53.960
DE*	ROCKEFELLER & CO., INC	0	166.452	166.452
DE*	ROPS EURO F	0	677.591	677.591
DE*	ROPS-SMART INDEX EURO	0	441.823	441.823
DE*	ROTSCCHILD AND CO ASSET MANAGEMENT	0	25.500	25.500
DE*	ROUNDE	0	45.000	45.000
DE*	ROUNDTABLE EVERKEY GLOBAL FOCUS FUND C/O WELLS CAPITAL MANAGEMENT INCORPORATED	0	32.685	32.685
DE*	ROYAL LONDON GROUP PENSION SCHEME	0	61.877	61.877
DE*	RSI ACTIONS EUROPEENNES 2	0	220.000	220.000
DE*	RUSSELL INVESTMENT COMPANY II PLC	0	154.443	154.443
DE*	RUSSELL INVESTMENTS GLOBAL OPPORTUNITIES FUND	0	202.128	202.128
DE*	RUSSELL INVESTMENTS INTERNATIONAL SHARES FUND	0	77.403	77.403
DE*	RUSSELL INVESTMENTS LOW CARBON GLOBAL SHARES FUND	0	19.740	19.740
DE*	RUSSELL TRUST CO COMMINGLED EMPLOYEE BENEFIT FUNDS TRUST	0	352.956	352.956
DE*	SGM MAGNUM TRUST	0	108.168	108.168
DE*	SAEV MASTERFONDS INKZ	0	118.341	118.341
DE*	SAPARAN DYNAMIQUE	0	23.710	23.710
DE*	SAPARAN MIXTE SOLIDAIRE	0	4.669	4.669
DE*	SAN DIEGO CITY EMPLOYERS' RETIREMENT SYSTEM	0	342.534	342.534
DE*	SANLAM GLOBAL FONDS PLC	0	77.450	77.450
DE*	SAS TRUSTEE CORPORATION	0	42.978	42.978
DE*	SAS TRUSTEE CORPORATION	0	79.444	79.444
DE*	SAS TRUSTEE CORPORATION	0	91.063	91.063
DE*	SBC MASTER PENSION TRUST	0	113.196	113.196
DE*	SBC MASTER PENSION TRUST	0	307.453	307.453
DE*	SBC MASTER PENSION TRUST 208	0	60.755	60.755
DE*	SCHRODER ADVANCED BETA GLOBAL EQUITY SMI	0	13.384	13.384
DE*	SCHRODER DIVERSIFIED GROWTH FUND	0	256.231	256.231
DE*	SCHRODER DIVERSIFIED GROWTH PORTFOLIO, I	0	10.365	10.365

Azionisti:  
Azionisti in proprio:2.972 Tesic:  
9 Azionisti in delega:19  
2.963

Pagina 62

83942/2019

LISTA ESITO DELLE VOTAZIONE

Oggetto: Autorizzazione all'acquisto di azioni proprie; deliberazioni inerenti e conseguenti.

FAVOREVOLI

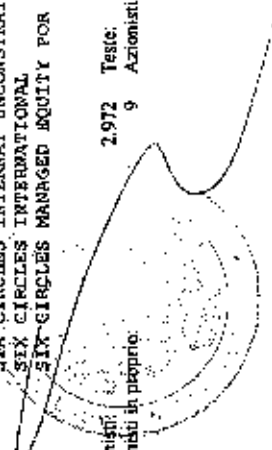
Badge	Ragione Sociale	Proprio	Delega	Totale
DE*	SCHRODER DIVERSIFIED GROWTH TRUST	0	13.987	13.987
DE*	SCHRODER EUROPEAN ALPHA FLOS FUND	0	546.902	546.902
DE*	SCHRODER EUROPEAN RECOVERY FUND	0	1.267.862	1.267.862
DE*	SCHRODER GALIA	0	19.029	19.029
DE*	SCHRODER GLOBAL ALLOCATOR FUND	0	1.597	1.597
DE*	SCHRODER GLOBAL EQUITY INCOME FUND	0	1.209.576	1.209.576
DE*	SCHRODER GLOBAL MULTI-FACTOR EQUITY FUND	0	227.469	227.469
DE*	SCHRODER GLOBAL RECOVERY FUND	0	334.449	334.449
DE*	SCHRODER IN.P.F.ADV. GL.EQUITY.FV	0	28.375	28.375
DE*	SCHRODER INCOME MAXIMISER	0	1.861.647	1.861.647
DE*	SCHRODER INCOME_FUND	0	3.411.155	3.411.155
DE*	SCHRODER INTERNATIONAL SELECTION FUND	0	18.976.117	18.976.117
DE*	SCHRODER MOORGATE I FUND	0	129.588	129.588
DE*	SCHRODER PENSION MANAGEMENT LTD	0	107.165	107.165
DE*	SCHRODER RESPONSIBLE VALUE UK EQUITY FUN	0	104.967	104.967
DE*	SCHRODER SUSTAINABLE MULTI FACTOR EQT FD	0	154.136	154.136
DE*	SCHWAB FUNDAMENTAL INTERNATIONAL LARGE COMPAN Y INDEX ETF	0	1.705.006	1.705.006
DE*	SCHWAB FUNDAMENTAL INTERNATIONAL LARGE COMPANY INDEX FUND	0	568.335	568.335
DE*	SCHWAB INTERNATIONAL CORE EQUITY FUND	0	295.189	295.189
DE*	SCHWAB INTERNATIONAL EQUITY ETF	0	2.597.444	2.597.444
DE*	SCHWAB INTERNATIONAL INDEX FUND	0	902.621	902.621
DE*	SDA INTL EQUITY INDEX YD-WORLD	0	67.918	67.918
DE*	SDK K3 FOMES	0	4.080	4.080
DE*	SEAYOND ACTIONS EUROPEENRES	0	173.876	173.876
DE*	SEAYOND EQTY FACTOR INV EDR	0	14.069	14.069
DE*	SEAYOND EQUITY FACTOR INVESTING	0	5.587	5.587
DE*	SEAYOND EUROPE MINVARIANCE	0	566.970	566.970
DE*	SEI INST INV TRD SCREENED WOR EQ EX US F	0	15.450	15.450
DE*	SEI INST INVEST TRUST WORLD EQ EX-US FUN	0	1.385.362	1.385.362
DE*	SEI INSTITUT IME TRUST INTERNAT EQTY FU	0	51.489	51.489
DE*	SEI INSTITUT MANAGED TRUS MULTI AS ACC F	0	26.389	26.389
DE*	SEI INSTITUT INV.FRUST WORLD SEL.EQU.FUN	0	6.388	6.388
DE*	SENTOSA DEVELOPMENT CORPORATION	0	8.768	8.768
DE*	SHELL PENSIONS TRUST LIMITED AS TRUSTEE OF SHELL CONTRIBUTORY PENSION FUND	0	159.578	159.578
DE*	SHELL TRUST (BERMUDA) LIMITED AS TRUSTEE OF THE SHELL INTERNATIONAL PENSION FUND	0	35.621	35.621
DE*	SHELL TRUST (BERMUDA) LTD AS TRUSTEE OF THE SHELL OVERSEAS CONTRIBUTORY PENSION FUND	0	88.202	88.202
DE*	SHELL TRUST BERMUDA LTD AS TRUSTEE OF THE SHELL OVERSEAS CONTRIBUTORY PENSION FUND	0	50.811	50.811
DE*	SHINNO GLOBAL EQUITY INDEX MOTHER FUND	0	2.829	2.829
DE*	SINGLE SELECT PLATFORM	0	339.490	339.490
DE*	SIVE	0	44.819	44.819
DE*	SIX CIRCLES INTERNAT UNCONSTRAIN EQ FUND	0	1.278.610	1.278.610
DE*	SIX CIRCLES INTERNATIONAL	0	2.861.912	2.861.912
DE*	SIX CIRCLES MANAGED EQUITY FOR	0	64.382	64.382

Pagina 63

19  
2.963

Azionisti in proprio: 2.972  
Azionisti in delega: 9 Azionisti in delega. 2.963

83942/192





## LISTA ESITO DELLE VOTAZIONE

Oggetto: Autorizzazione all'acquisto di azioni proprie; deliberazioni inerenti e conseguenti.

FAVOREVOLI

Badge	Ragione Sociale	Proprio	Delega	Totale
DE*	SIX CIRCLES MANAGED EQUITY PORTFOLIO INTERNATIONAL UNCONSTRAINED FUND	0	250.980	250.980
DE*	SMITH & WILLIAMSON EUROPEAN EQUITY FUND	0	30.000	30.000
DE*	SMITH & WILLIAMSON UK RESIDENTS 47A	0	12.040	12.040
DE*	SMITH & WILLIAMSON OVERSEAS	0	650	650
DE*	SMITH & WILLIAMSON INVESTMENT FUNDS PLC	0	354.633	354.633
DE*	SONDERVERMOEGEN ALLIANZ VSI 1 FONDS	0	98.159	98.159
DE*	SONDERVERMOEGEN ALLIANZ VKA FONDS	0	814.590	814.590
DE*	SONDERVERMOEGEN DIM-MAGDEBURG-FONDS	0	12.643	12.643
DE*	SONDERVERMOEGEN ALLIANZGI-FONDS DEP-CO	0	13.895	13.895
DE*	SONDERVERMOEGEN ALLIANZGI-FONDS DHCO	0	31.567	31.567
DE*	SONDERVERMOEGEN ALLIANZGI-FONDS DSM-CO	0	10.968	10.968
DE*	SONDERVERMOEGEN ALLIANZGI-FONDS DSM-DRESTONDS	0	19.235	19.235
DE*	SONDERVERMOEGEN AM 4	0	10.164	10.164
DE*	SONDERVERMOEGEN INKA LUCK FONDS	0	50.231	50.231
DE*	SONDERVERMOEGEN INKA TERTIUS	0	35.536	35.536
DE*	SONDERVERMOEGEN PKMF INKA	0	9.756	9.756
DE*	SONDERVERMOEGEN TOSCA II	0	48.954	48.954
DE*	SOMMA COUNTY EMPLOYEES RETIREMENT ASSOCIATION	0	25.246	25.246
DE*	SOUTHERN COMPANY SYSTEM MASTER RETIREMEN	0	204.794	204.794
DE*	SPDR S+P WORLD EX AUSTRALIA FUND	0	807.160	807.160
DE*	SPP AKTIEFOND EUROPA	0	9.156	9.156
DE*	SPP AKTIEFOND GLOBAL	0	224.349	224.349
DE*	SPP GENERATION 40 TAL	0	145.612	145.612
DE*	SPP GENERATION 50 TAL	0	3.932	3.932
DE*	SPP GENERATION 60-TAL	0	32.435	32.435
DE*	SPP GENERATIONSFOND 70 TAL	0	111.765	111.765
DE*	SPP GENERATIONSFOND 80-TAL	0	70.145	70.145
DE*	SSGA INTERNATIONAL STOCK SELECTION FUND	0	12.871	12.871
DE*	STANDARD INVESTMENT RESEARCH HEDGED EQUITY MASTER FUND LTD	0	230.420	230.420
DE*	STANDARD LIFE WEALTH INTERNATIONAL LTD	0	616.398	616.398
DE*	STATE OF ALASKA RETIREMENT AND BENEFITS PLANS	0	1.500	1.500
DE*	STATE OF CALIFORNIA MASTER TRUST	0	2.020.686	2.020.686
DE*	STATE OF CALIFORNIA SAVINGS PLUS PROGRAM MASTER TRUST	0	13.470	13.470
DE*	STATE OF WYOMING	0	270.743	270.743
DE*	STATE STREET GLOBAL ADVISORS LUXEMBOURG SICAV	0	373.369	373.369
DE*	STATE STREET GLOBAL INDEX PLUS TRUST	0	821.267	821.267
DE*	STICHT BEDRIJFST FONDS VOOR DE MEDIA PNO	0	58.017	58.017
DE*	STICHTING AHOLD DELHAIZE PENSIOEN	0	209.628	209.628
DE*	STICHTING ALGEMEEN PENSIOENFONDS	0	162.176	162.176
DE*	STICHTING BEPENSIOENFONDS VOOR HET BAKKERSBEDRIJF	0	101.029	101.029
DE*	STICHTING DEPOSITARY AFG DEVELOPED MARKE	0	87.277	87.277
DE*	STICHTING PENSIOENFONDS GRCENTRIJ	0	1.486.943	1.486.943
DE*		0	10.611	10.611

83942/1293

LISTA ESITO DELLE VOTAZIONE

Oggetto: Autorizzazione all'acquisto di azioni proprie; deliberazioni inerenti e conseguenti.  
FAVOREVOLI

Ragione Sociale	Proprio	Delega	Totale
DE* STICHTING PENSIOENFONDS VOOR VERLOOSKINDIGEN	0	340.744	340.744
DE* STICHTING SHELL PENSIOENFONDS	0	346.101	346.101
DE* STORERAND LIVSFORSIKRING	0	97.489	97.489
DE* SUCCESSOR COBDR D'ALENE CUSTODIAL AND WORK TRUST	0	2.641	2.641
DE* SWEWE COFONDS	0	25.000	25.000
DE* SUN LIFE MFS DIVIDEND INCOME FUND	0	32.846	32.846
DE* SUN LIFE MFS GLOBAL TOPAL RETURN FUND	0	106.302	106.302
DE* SUN LIFE MFS LOW VOLATILTY INTERNATION	0	1.920	1.920
DE* SUN LIFE MFS MONTHLY INCOME FUND	0	8.084	8.084
DE* SUPER FUNDS MANAG CORP SOUTH AUSTRALIA	0	24.816	24.816
DE* SURAVENIR ACTIONS PROTECT	0	383.000	383.000
DE* SUST. GLOBAL EQUITY EX CH CONCEPT	0	37.000	37.000
DE* SUZUKA INKA	0	66.537	66.537
DE* SWISS LIFE LUXEMBOURG SA	0	50.029	50.029
DE* SWISS LIFE LUXEMBOURG SA	0	90.361	90.361
DE* SWISS LIFE LUXEMBOURG SA	0	201.594	201.594
DE* SWISS NATIONAL BANK	0	11.377.063	11.377.063
DE* SWISSCARTO (LU) EQUITY FUND	0	10.146	10.146
DE* SWISSCARTO FONDSLEITUNG AG	0	1.101.897	1.101.897
DE* SYLVAN PARTNERS, LLC	0	5.406	5.406
DE* T ROWE CONCENTRATED INTERNAT EQUITY FUND	0	277.577	277.577
DE* T ROWE PRICE GLOBAL ALLOCATION FUND INC	0	41.801	41.801
DE* T ROWE PRICE INTERNATIONAL EQUITY INDEX FUND	0	112.118	112.118
DE* T. ROWE PRICE FUNDS SICAV	0	1.818	1.818
DE* T. ROWE PRICE FUNDS SICAV	0	16.872	16.872
DE* T. ROWE PRICE FUNDS SICAV	0	99.183	99.183
DE* T. ROWE PRICE FUNDS SICAV	0	219.440	219.440
DE* T. ROWE PRICE INT? INC. EUROPEAN STOCK FU	0	1.350.831	1.350.831
DE* T. ROWE PRICE INTERNATIONAL CONCENTRATED	0	118.306	118.306
DE* T. ROWE PRICE FUNDS OEIC - CONTINENTAL EO	0	2.246	2.246
DE* TCORPIM INDEXED INTERNATIONAL SHARE (UNHEGGED) FUND	0	28.642	28.642
DE* TEACHER RETIREMENT SYSTEM OF TEXAS	0	100.787	100.787
DE* TEACHERS' RETIREMENT SYSTEM OF THE STATE OF ILLINOIS	0	1.543.935	1.543.935
DE* TECHNIP DYNEMIQUE	0	29.465	29.465
DE* TECHNIP EQUILIERE	0	32.696	32.696
DE* TEMPLETON EAFE DEVELOPED MARKETS FUND	0	289.718	289.718
DE* TEMPLETON EUROPEAN EQUITY MASTER FUND	0	4.955	4.955
DE* TEMPLETON EX-JAPAN GLOBAL EQUITY FUND LT	0	14.784	14.784
DE* TEMPLETON FOREIGN FUND	0	6.975.084	6.975.084
DE* TEMPLETON GLOBAL EQUITY MASTER FUND	0	12.250	12.250
DE* TEMPLETON GLOBAL EQUITY TRUST	0	859.751	859.751
DE* TEMPLETON GLOBAL GROWTH FUND LIMITED	0	164.223	164.223
DE* TEMPLETON GLOBAL STOCK TRUST	0	450.036	450.036

83942/1996

*[Handwritten signature]*


*[Handwritten signature]*

Pagina 65

19  
2.963

2.972 Tesse:  
9 Azionisti in delega:

Azionisti  
Azionisti in proprio:



83942/1995

LISTA ESITO DELLE VOTAZIONI

Oggetto: Autorizzazione all'acquisto di azioni proprie; deliberazioni inerenti e conseguenti.  
FAVOREVOLI

Badge	Ragione Sociale	Proprio	Delega	Totale
DE*	TELETON GLOBAL TRUST FUND	0	81.668	81.668
DE*	TELETON GROWTH FUND INC	0	10.332.692	10.332.692
DE*	TELETON GROWTH FUND, LTD.	0	390.220	390.220
DE*	TELETON INSTIT. FUNDS-INTEL. EQUITY SERIE	0	3.679.109	3.679.109
DE*	TELETON INSTITUTIONAL FUNDS - GLOBAL E	0	224.410	224.410
DE*	TELETON INTERNATIONAL EQUITY TRUST	0	413.446	413.446
DE*	TELETON INTERNATIONAL STOCK FUND	0	519.001	519.001
DE*	TELETON INTERNATIONAL STOCK TRUST	0	292.218	292.218
DE*	TELETON MASTER TRUST - SERIES 1	0	352.685	352.685
DE*	TELETON NVT INTERNATIONAL VALUE FUND	0	265.947	265.947
DE*	TELETON SELECT GLOBAL EQUITY FUND	0	6.909	6.909
DE*	TELETON WORLD FUND	0	3.201.494	3.201.494
DE*	TESLA FOCHE ACTIONS	0	39.900	39.900
DE*	TFL PENSION FUND	0	28.754	28.754
DE*	THE ARROWSTREET COMMON CONTRACTUAL FUND	0	981.164	981.164
DE*	THE BARCLAYS BANK UK RETIREMENT FUND	0	39.735	39.735
DE*	THE BOMBARDIER TRUST (UK)	0	50.050	50.050
DE*	THE HSBC GROUP HONG KONG LOCAL STAFF RETIREMENT BENEFIT SCHEME	0	11.733	11.733
DE*	THE KATHERINE MOORE REVOCABLE TRUST	0	1.441	1.441
DE*	THE KOWLOON MOTOR BUS COMPANY (1933) LIMITED DAILY RATED EMPLOYEES RETIREMENT FUND SCHEME	0	16.343	16.343
DE*	THE MAS TR BK OF JAPAN, LTD. AT F GL BL RE CON FD KIFOR QII ONLY}	0	10.313	10.313
DE*	THE MASTER TRUST BANK OF JAPAN LTD	0	597	597
DE*	THE MASTER TRUST BANK OF JAPAN LTD	0	972	972
DE*	THE MASTER TRUST BANK OF JAPAN LTD	0	1.880	1.880
DE*	THE MASTER TRUST BANK OF JAPAN LTD	0	2.186	2.186
DE*	THE MASTER TRUST BANK OF JAPAN LTD	0	4.525	4.525
DE*	THE MASTER TRUST BANK OF JAPAN LTD	0	4.563	4.563
DE*	THE MASTER TRUST BANK OF JAPAN LTD	0	10.539	10.539
DE*	THE MASTER TRUST BANK OF JAPAN LTD	0	11.400	11.400
DE*	THE MASTER TRUST BANK OF JAPAN LTD	0	14.363	14.363
DE*	THE MASTER TRUST BANK OF JAPAN LTD	0	30.000	30.000
DE*	THE MASTER TRUST BANK OF JAPAN LTD	0	30.638	30.638
DE*	THE MASTER TRUST BANK OF JAPAN LTD	0	35.485	35.485
DE*	THE MASTER TRUST BANK OF JAPAN LTD	0	46.105	46.105
DE*	THE MASTER TRUST BANK OF JAPAN LTD	0	80.778	80.778
DE*	THE MASTER TRUST BANK OF JAPAN LTD	0	156.500	156.500
DE*	THE MASTER TRUST BANK OF JAPAN LTD	0	221.279	221.279
DE*	THE MASTER TRUST BANK OF JAPAN LTD	0	312.144	312.144
DE*	THE MASTER TRUST BANK OF JAPAN LTD	0	561.885	561.885
DE*	THE MASTER TRUST BANK OF JAPAN LTD	0	1.098.191	1.098.191
DE*	THE MASTER TRUST BANK OF JAPAN LTD	0	4.846.934	4.846.934
DE*	THE MASTER TRUST BANK OF JAPAN, LTD. AS TRUSTEE FOR GOVERNMENT PENSION INVESTMENT FUND 400045828	0	140.041	140.041
DE*	THE MASTER TRUST BANK OF JAPAN, LTD. AS TRUSTEE FOR KTB400045792	0	568.539	568.539

83942/1996

LISTA ESITO DELLE VOTAZIONE

Oggetto: Autorizzazione all'acquisto di azioni proprie; deliberazioni inerenti e conseguenti.

FAVOREVOLI

Badge	Ragione Sociale	Proprio	Delega	Totale
DE*	THE MASTER TRUST BK OF JP LTD; HITACHI FOREIGN EQ INDEX MF	0	59.067	59.067
DE*	THE MASTER TRUST BK OF JP RE F RUSSELL INV (GP) INVL EQUITY F	0	44.310	44.310
DE*	THE MOKURA TRUST AND BANKING CO LTD	0	4.526	4.526
DE*	THE MOKURA TRUST AND BANKING CO LTD	0	69.176	69.176
DE*	THE MOKURA TRUST AND BANKING CO., LTD. AS THE TRUSTEE OF NIKKO GLOBAL WRAP (DEVELOPED EUROPE EQUITY MOTHER FUND)	0	154.130	154.130
DE*	THE MOWA SCOTIA HEALTH EMPLOYEES PENSION PLAN	0	1.360	1.360
DE*	THE RETIREMENT ANN PL FOR EMPL OF THE ARMY/AIR FORCE EX SERV	0	209.200	209.200
DE*	THE STATE OF NEVADA	0	17.773	17.773
DE*	THE TRALIDOMIDE CHILDRENS TRUST	0	27.929	27.929
DE*	THE TRUSTEES OF AP PENSION FUND	0	390.200	390.200
DE*	THE TRUSTEES OF CONOCOPHILIPS PENSION PLAN	0	38.751	38.751
DE*	THE TRUSTEES OF THE GE UK PENSION COMMON INVESTMENT FUND	0	418.480	418.480
DE*	THE TRUSTEES OF THE STANFORD LIFE SCHEME ATTN DOUGLAS WILSON	0	615.244	615.244
DE*	THE WALT DISNEY COMPANY RETIREMENT PLAN MASTER TRUST	0	64.309	64.309
DE*	THORNBURG GLOBAL INVESTMENT PLC	0	25.956	25.956
DE*	THORNBURG INVESTMENT INCOME BUILDER FUND	0	15.259.852	15.259.852
DE*	THREE BRIDGES CAPITAL LP	0	360.295	360.295
DE*	THREE BRIDGES CAPITAL LP LMA SEC-MAP 201 SEGREGATED PORTFOLIO	0	97.869	97.869
DE*	THREE BRIDGES EUROPE LONG ONLY MASTER FUND LTD	0	131.212	131.212
DE*	THREE BRIDGES EUROPE MASTER FUND LTD.	0	4.805	4.805
DE*	THRIFT SAVINGS PLAN	0	8.768.905	8.768.905
DE*	TRANSAMERICA LIFE INSURANCE COMPANY	0	51.212	51.212
DE*	TRUST & CUSTODY SERVICES BANK LTD AS TRUSTEE FOR PENSION INVESTMENT FUND TRUST NUMBER 21	0	44.328	44.328
DE*	TRUST AND CUSTODY SERVICES BANK LIMITED	0	222.205	222.205
DE*	TRUST AND CUSTODY SERVICES BANK LTD AS TRUSTEE FOR FEDERATION OF NATIONAL PUBLIC SERVICE PERSONNEL MUTUAL AID ASSOCIATIO	0	0	0
DE*	TRUST E CUSTODY SERVICES BANK LTD	124.073	339.734	339.734
DE*	TRUST FOR RETIA MED, DENT & LIFE INS ARMY/AIR FORCE EXCH	0	92.756	92.756
DE*	TWO SIGMA EQUITY PORTFOLIO, LLC	0	1.250	1.250
DE*	UBI SICAV	0	257.559	257.559
DE*	UBP ACTIONS EURO RENDEMENT	0	50.688	50.688
DE*	UBS (LUX) EQUITY SICAV	0	191.330	191.330
DE*	UBS (LUX) EQUITY SICAV EURO COUNTRYBIS INCOME	0	749.790	749.790
DE*	UBS (LUX) SICAV 1	0	1.535	1.535
DE*	UBS (LUX) SICAV 1 EMG EQUITIES ENHANCED (EUR)	0	52.616	52.616
DE*	UBS (LUX) STRATEGY SICAV SAP DEFENSIVE (USD)	0	29.124	29.124
DE*	UBS (LUX) STRATEGY SICAV SAP DYNAMIC (USD)	0	29.755	29.755
DE*	UBS (LUX) STRATEGY SICAV SAP MEDIUM (USD)	0	81.869	81.869
DE*	UBS (LUX) STRATEGY XTRA SICAV	0	6.835	6.835
DE*	UBS ASSET MANAGEMENT (AUSTRALIA) LTD	0	3.998	3.998
DE*	UBS ASSET MANAGEMENT LIFE LTD	0	1.497.798	1.497.798
DE*	UBS FTSE RBS DEVELOPED 1000 INDEX FUND	0	52.967	52.967

*[Handwritten signature]*

*[Handwritten signature]*

2.972 Teate: 19  
9 Azionisti in delega: 2.963



Azionisti in proprio: 2.972

## LISTA ESITO DELLE VOTAZIONI

Objetto: Autorizzazione all'acquisto di azioni proprie; deliberazioni inerenti e conseguenti.  
FAVOREVOLI

Badge	Regione Sociale	Proprio	Delega	Totale
DE*	UBS FUND MANAGEMENT (SWITZERLAND) AG	0	342	342
DE*	UBS FUND MANAGEMENT (SWITZERLAND) AG	0	415	415
DE*	UBS FUND MANAGEMENT (SWITZERLAND) AG	0	526	526
DE*	UBS FUND MANAGEMENT (SWITZERLAND) AG	0	557	557
DE*	UBS FUND MANAGEMENT (SWITZERLAND) AG	0	1.564	1.564
DE*	UBS FUND MANAGEMENT (SWITZERLAND) AG	0	1.848	1.848
DE*	UBS FUND MANAGEMENT (SWITZERLAND) AG	0	26.617	26.617
DE*	UBS FUND MANAGEMENT (SWITZERLAND) AG	0	73.859	73.859
DE*	UBS FUND MANAGEMENT (SWITZERLAND) AG	0	695.934	695.934
DE*	UBS FUND MANAGEMENT (LUXEMBOURG) SA	0	1.294.901	1.294.901
DE*	UBS FUND MANAGEMENT (LUXEMBOURG) SA	0	657	657
DE*	UBS FUND MANAGEMENT (LUXEMBOURG) SA	0	815	815
DE*	UBS FUND MANAGEMENT (LUXEMBOURG) SA	0	1.560	1.560
DE*	UBS FUND MANAGEMENT (LUXEMBOURG) SA	0	1.794	1.794
DE*	UBS FUND MANAGEMENT (LUXEMBOURG) SA	0	2.451	2.451
DE*	UBS FUND MANAGEMENT (LUXEMBOURG) SA	0	2.539	2.539
DE*	UBS FUND MANAGEMENT (LUXEMBOURG) SA	0	2.567	2.567
DE*	UBS FUND MANAGEMENT (LUXEMBOURG) SA	0	3.513	3.513
DE*	UBS FUND MANAGEMENT (LUXEMBOURG) SA	0	3.899	3.899
DE*	UBS FUND MANAGEMENT (LUXEMBOURG) SA	0	4.193	4.193
DE*	UBS FUND MANAGEMENT (LUXEMBOURG) SA	0	4.625	4.625
DE*	UBS FUND MANAGEMENT (LUXEMBOURG) SA	0	7.060	7.060
DE*	UBS FUND MANAGEMENT (LUXEMBOURG) SA	0	8.207	8.207
DE*	UBS FUND MANAGEMENT (LUXEMBOURG) SA	0	9.025	9.025
DE*	UBS FUND MANAGEMENT (LUXEMBOURG) SA	0	9.299	9.299
DE*	UBS FUND MANAGEMENT (LUXEMBOURG) SA	0	10.795	10.795
DE*	UBS FUND MANAGEMENT (LUXEMBOURG) SA	0	19.716	19.716
DE*	UBS FUND MANAGEMENT (LUXEMBOURG) SA	0	20.000	20.000
DE*	UBS FUND MANAGEMENT (LUXEMBOURG) SA	0	24.712	24.712
DE*	UBS FUND MANAGEMENT (LUXEMBOURG) SA	0	25.206	25.206
DE*	UBS FUND MANAGEMENT (LUXEMBOURG) SA	0	30.636	30.636
DE*	UBS FUND MANAGEMENT (LUXEMBOURG) SA	0	49.739	49.739
DE*	UBS FUND MANAGEMENT (LUXEMBOURG) SA	0	231.375	231.375
DE*	UBS FUND MGT (CH) AG CH0467/UBSCHIF2-EQ GLOB	0	574.986	574.986
DE*	UBS FUND MGT (CH) AG CH0536/UBSCHIF2 EQXS II	0	1.025	1.025
DE*	UNIGESTION	0	4.292	4.292
DE*	UNISUPER	0	26.000	26.000
DE*	UNISUPER	0	22.135	22.135
DE*	UNITED STATES STEEL CORPORATION REPRESENTED RETIREES BENEFIT TRUST	0	256.324	256.324
DE*	UNITED TECHNOLOGIES CORPORATION EMPLOYEE SAVINGS PLAN	0	2.694	2.694
DE*	UNIVERS CNP I	0	268.272	268.272
DE*	UNIVERSAL-OCO	0	77.725	77.725
DE*	UNIVERSAL-OCO	0	80.000	80.000

Azionisti in proprio: 2.972

Teste: 9

Azionisti in delega: 2.961

19

Pagina 68

83942/1997

LISTA ESITO DELLE VOTAZIONE

Oggetto: Autorizzazione all'acquisto di azioni proprie; deliberazioni Incrati e conseguenti.

FAVOREVOLI

Badge	Ragione Sociale	Proprio	Delega	Totale
DE*	UMIVERSE THE CMI GLOBAL NETWORK FUND	0	322.994	322.994
DE*	USAA INTERNATIONAL FUND	0	2.205.246	2.205.246
DE*	USAA MSCI INTERNATIONAL VALUE MOMENTUM BLEND INDEX ETF	0	122.652	122.652
DE*	USAA MUTUAL FUNDS TRUST - USAA CAPITAL GROWTH FUND	0	366.036	366.036
DE*	VALLANT AKTIEF EUROOP	0	981	981
DE*	VANGUARD FIDUCIARY TRUST COMPANY EUROPEAN STOCK INDEX TRUST	0	135.485	135.485
DE*	VANGUARD FIDUCIARY TRUST COMPANY INSTITUTIONAL TOTAL INTERNATIONAL STOCK MARKET INDEX TRUST	0	1.032.094	1.032.094
DE*	VANGUARD FUNDS PLC	0	1.294.505	1.294.505
DE*	VANGUARD GLOBAL MINIMUM VOLATILITY FUND	0	7.389	7.389
DE*	VANGUARD GLOBAL MULTI-FACTOR FUND	0	721	721
DE*	VANGUARD GLOBAL QUANTITATIVE EQUITY FUND	0	1.752	1.752
DE*	VANGUARD INTERNATIONAL SHARE INDEX FUND	0	57.087	57.087
DE*	VANGUARD INTERNATIONAL SHARE INDEX FUND	0	720.785	720.785
DE*	VANGUARD INTERNATIONAL VALDE FUND 1	0	5.571.248	5.571.248
DE*	VANGUARD INVESTMENT SERIES PLC	0	46.010	46.010
DE*	VANGUARD INVESTMENT SERIES PLC	0	77.174	77.174
DE*	VANGUARD INVESTMENT SERIES PLC	0	213.186	213.186
DE*	VANGUARD INVESTMENT SERIES PLC	0	679.012	679.012
DE*	VANGUARD INVESTMENT SERIES PLC	0	990.626	990.626
DE*	VANGUARD INVESTMENT SERIES PLC	0	1.261.388	1.261.388
DE*	VANGUARD TOTAL INTERNATIONAL STOCK INDEX	0	38.202.869	38.202.869
DE*	VANGUARD TRUST III MASTER COLLECTIVE INVESTMENT FUNDS TRUST	0	237.536	237.536
DE*	VARIABLE INSURANCE PRODUCTS FUND II: INTERNATIONAL INDEX PORTFOLIO	0	8.918	8.918
DE*	VARIABLE PORTFOLIO - DFA INTERNATIONAL VALUE FUND	0	43.838	43.838
DE*	VERDIPAPIRONDST STOREBRAND GLOBAL ESG	0	541.981	541.981
DE*	VERDIPAPIRONDST STOREBRAND GLOBAL ESG P	0	38.323	38.323
DE*	VERMONT PENSION INVESTMENT COMMITTEE	0	19.486	19.486
DE*	VIA RAIL CANADA INC MASTER TRUST	0	251.202	251.202
DE*	VICTORY MARKET NEUTRAL INCOME FUND	0	43.000	43.000
DE*	VICTORYSHARES DEVELOPED ENHANCED VOLATILITY WTD INDEX ETF	0	86.524	86.524
DE*	VICTORYSHARES INTERNATIONAL HIGHLY VOLATILITY WTD INDEX ETF	0	9.210	9.210
DE*	VICTORYSHARES INTERNATIONAL VOLATILITY WTD INDEX ETF	0	19.515	19.515
DE*	VILLIERS ALLEGRO	0	27.766	27.766
DE*	VILLIERS ALTO	0	6.208	6.208
DE*	VILLIERS DIAPASON	0	402.795	402.795
DE*	VIRGINIA RETIREMENT SYSTEM	0	68.809	68.809
DE*	VITASOY INTERNATIONAL HOLDINGS LIMITED DEFINED BENEFIT SCHEME	0	24.756	24.756
DE*	VOLPAGON MARCHE ARMANESPACE CONSEIL	0	824	824
DE*	VONTOSSEL FUND CH SUSTAINABLE BALANCED AL	0	2.455	2.455
DE*	WARMAN INVESTMENTS PTY LIMITED	0	5.676	5.676
DE*	WASHINGTON STATE INVESTMENT BOARD	0	9.300	9.300
DE*		0	20.062	20.062
DE*		0	127.571	127.571

*[Handwritten signature]*

Pagina 69

Aziionisti in proprio: 2.972 Teste: 19  
 Azionisti in delega: 9 Azionisti in delega: 2.963

83942/2019

## LISTA ESITO DELLE VOTAZIONI

Oggetto: Autorizzazione all'acquisto di azioni proprie; deliberazioni inerenti e conseguenti.  
FAVOREVOLI

Badge	Ragione Sociale	Proprio	Delega	Totale
DE*	WELL TC NAM CONTRARIAN VALUE PORTFOLIO	0	649.207	649.207
DE*	WELLINGTON MANAGEMENT COMPANY LLP	0	1.460	1.460
DE*	WELLS FARGO GLOBAL DIVIDEND OPPORTUNITY FUND	0	50.000	50.000
DE*	WHOLESALE UNIT TRU MSCI GLOB IND SHAR FU	0	15.235	15.235
DE*	WHOLESALE UNIT TRUST GLOBAL SHARES F 4	0	162.349	162.349
DE*	WIF- EUROPE OPPORTUNITIES	0	66.000	66.000
DE*	WIF-EUROPE DISCOVERY FUND	0	77.282	77.282
DE*	WORLD ALPHA TILTS NON-LEMMABLE FUND B	0	989	989
DE*	WSP INTERNATIONAL EQUITIES TRUST	0	238.002	238.002
DE*	WTC-CTF INTERNATIONAL HORIZONS	0	46.824	46.824
DE*	ZURICH INSURANCE COMPANY LTD	0	34.182	34.182
DE*	ZONICH INSURANCE PLC	0	72.084	72.084
DE*	ZURICH INVESTMENTS LIFE S.P.A.	0	1.151.720	1.151.720
DE*	ZURICH LIFE ASSURANCE PLC	0	698.097	698.097
7207	UZZAU ROBERTO	0	14.932	14.932
DE*	CASSA NAZIONALE DI PREVIDENZA ED ASSISTENZA FORENSE	0	0	0
7296	BELLINO ROCI MADRO	0	15.309.000	15.309.000
7333	ADR IN PERSONA DI ROSICA MASSIMO	0	100	100
**D	CITIBANK NEW YORK A.D.R. DEPT	0	0	0
Totale voti		0	98.087.330	98.087.330
Percentuale votanti %	2.321.212,101			
Percentuale Capitale %	99,165529			
	63,871594			

83942/1300

LISTA ESITO DELLE VOTAZIONE

Oggetto: Autorizzazione all'acquisto di azioni proprie; deliberazioni inerenti e conseguenti.

CONTRARI

Badge	Regione Sociale	Proprio	Delega	Totale
6148	DI BELLA GIUSEPPE	0	0	0
6677	ROSICA MASSIMO	0	0	0
**D	UNION INVESTMENT INSTITUTIONAL GMBH	0	161.714	161.714
**D	UNION INVESTMENT PRIVATFONDS GMBH	0	14.266	14.266
**D	MASTERFONDS BANTHUS	0	76.134	76.134
**D	WHOLESALE UNIT TRUST GLOBAL SHARES F 3	0	21.752	21.752
**D	FCP VILLIERS ACTIONS EUROPE SYST AGI	0	233.230	233.230
**D	VILLIERS ACTIONS EUROPE SYST BFT QUONIAM	0	30.676	30.676
**D	FCP VILLIERS ACTIONS EUROPE SYST	0	29.467	29.467
**D	CPR AM	0	535.599	535.599
**D	DEKA EURO ISTOXX EX FIN DIVIDE DCITS ETF	0	216.079	216.079
**D	BEROLINARENT DEKA	0	7.200	7.200
**D	DEKA INVEST GMBH RE DEKA-PA DEFENSIV	0	7.293	7.293
**D	DEKA INVEST DIVIDENDENSTRATEGIE	0	785.600	785.600
**D	DEKA INVESTGMBH RE MSCI EUROPE LC UCITS	0	14.358	14.358
**D	DEKA INV. GMBH DEKA MSCI EUROPE DCITS ET	0	120.402	120.402
**D	DEKA INV. GMBH RE DEKA ST.EUR.50 UCI ETF	0	21.347	21.347
**D	DEKA INVEST. RE DEKA-DIVIDENDENDISCOUNT	0	3.200	3.200
**D	DEKA INVEST GMBH RE BALANCE DYNAMISCH	0	14.100	14.100
**D	DEKA INVESTMENT MEH RE FRBME	0	19.000	19.000
**D	DEKA INVEST DEKA EURO STOXX 50 - UCITS	0	1.158.447	1.158.447
**D	DEKA INVEST RE DEKA-EUROLAND BALANCE	0	733.250	733.250
**D	DEKA INVEST RE DEKA-STIFTUNGEN BALANCE	0	22.600	22.600
**D	DEKA INVEST RE/DEKAFUTUR-ERTFAG	0	1.800	1.800
**D	DEKA INVEST RE/DEKAFUTUR-WACHSTUM	0	14.300	14.300
**D	DEKA INVESTMENT GMBH RE DEKAFUTUR-CHANCE	0	39.000	39.000
**D	DEKA INVESTMENT GMBH RE DEKA-BR 100	0	338.706	338.706
**D	DEKA INVESTMENT GMBH RE DEKA-BR 85	0	86.181	86.181
**D	DEKA INVESTMENT GMBH RE DEKA-BR 75	0	19.405	19.405
**D	DEKA INVESTMENT GMBH RE DEKA-BR 35	0	8.171	8.171
**D	DEKA INVESTMENT GMBH RE DEKA-BR 15	0	44.853	44.853
**D	DEKA INVEST GMBH RE SIGMA PLUS BALANCED	0	7.140	7.140
**D	DEKA INVEST - KOMMUNAL EUROLAND BALANCE	0	244.590	244.590
**D	DEKA INVEST RE SIGMA PLUS KONSERVATIV	0	12.415	12.415
**D	DEKA INVESTMENT GMBH RE DEKA-BASIS	0	12.000	12.000
**D	DEKA INVEST GMBH RE DEKA-SAV-FONDS	0	61.231	61.231
**D	DEKA INVESTMENT GMBH RE DEKASPEZIAL	0	25.000	25.000
**D	DEKA INVESTMENT GMBH RE DEKA-DIVIDEND VA	0	200.000	200.000
**D	DEKA INVESTMENT GMBH RE DEKA-MULTIASSET INCOME	0	250.000	250.000
**D	DEKA INVESTMENT GMBH RE DEKA-EUROPAROND	0	234.995	234.995
**D	DEKA INVEST GMBH RE A-USA-FONDS	0	91.732	91.732
**D	DEKA INV. GMBH RE IOMAO-ICR-FUNDMASTER	0	36.977	36.977
**D	DEKA INTERNATIONAL S.A. RE DEKA-AKTIE N E	0	8.674	8.674

*[Handwritten signature]*


*[Handwritten signature]*

Pagina 71

260

262 Tesco.  
2 Azionisti in delega.

Azionisti in proprio





## LISTA ESITO DELLE VOTAZIONE

Oggetto: Autorizzazione all'acquisto di azioni proprie; deliberazioni inerenti e conseguenti.

## CONTRARI

Badge	Regione sociale	Proprio	Delega	Totale
**D	DEKA INTERNATIONAL S.A. RE HASPA MO	0	49.080	49.080
**D	INT FUND MANAG SA RE HASPA MULTINVEST C	0	41.020	41.020
**D	INTERNATIONAL FUND MANAGEMENT S.A. RE STRATEGIECONCEPT VM EC	0	86.300	86.300
**D	DEKA INTL S.A GLOBALE AKTIEN LOWRISK	0	1.051.985	1.051.985
**D	DEKA INVEST MBH VITUS FIRST VALUE FONDS	0	124.000	124.000
**D	DEKA INVEST RE DEKA TRUST BALANCED-FONDS	0	65.236	65.236
**D	DEKA A-DIM-WETZLAR-FONDS	0	8.350	8.350
**D	DEKA A-DIM-WETZLAR-BALANCED-FONDS	0	9.150	9.150
**D	DEKA INVESTMENT GMBH RE AUV-FONDS	0	7.860	7.860
**D	DEKA INV GMBH RE FIDELITAS FONDASTER B	0	20.932	20.932
**D	DEKA INVEST GMBH DRUPA-FONDS	0	3.398	3.398
**D	DEKA INVEST RE A-CRISPINUS FOND	0	5.000	5.000
**D	DEKA INVESTMENT GMBH RE AWB-ES-FONDS	0	5.007	5.007
**D	DEKA INVESTMENT GMBH RE DONAMUN-FONDS DER IHK ZU DORTMUND	0	2.802	2.802
**D	DEKA FUNDMASTER INVESTMENTGESELLSCHAFT M	0	6.334	6.334
**D	DEKA A-DOR-FONDS	0	44.687	44.687
**D	DEKA INVEST RE INTER-ESSEN-FONDS	0	8.207	8.207
**D	DEKA INVESTMENT GMBH RE DEKA KSG FONDS	0	11.752	11.752
**D	DEKA INVESTMENT GMBH RE SAPHIR-FONDS	0	7.955	7.955
**D	DEKA FUND INVESTMENT RE/ A-RORCH-FONDS	0	173.100	173.100
**D	DEKA INVEST GMBH RE BODENSEE-FONDS	0	1.700	1.700
**D	DEKA INVESTMENT GMBH RE DEKA-BR 20	0	1.408	1.408
**D	DEKA INVEST MAULBORN-STROMBERG-FONDS	0	13.500	13.500
**D	DEKA INVEST RE KOMMUNAL-TUT-BALANCED -FO	0	12.500	12.500
**D	DEKA INVESTMENT GMBH RE VER 03-FONDS	0	5.254	5.254
**D	DEKA INVE GMBH RE DEKA-PRIVATVORSORGE AS	0	85.000	85.000
**D	DEKA INVEST GMBH RE ACK DENA	0	17.575	17.575
**D	DEKA INV. GMBH RE ROLAND MASTERRONDS	0	22.369	22.369
**D	DEKA INVESTMENT GMBH RE A ABAL 91 FONDS	0	7.180	7.180
**D	DEKA INV. GMBH RE BAUTZEN FUNDMASTER	0	65.000	65.000
**D	DEKA INVESTMENT GMBH RE PENSIONSFONDS MA	0	3.162	3.162
**D	DEKA INVESTMENT GMBH RE A-3KGO-FONDS	0	12.500	12.500
**D	DEKA INVESTMENT GMBH RE LANDSBERG-FONDS	0	5.300	5.300
**D	DEKA INVESTMENT GMBH RE A-ASD FONDS	0	24.000	24.000
**D	DEKA INVESTMENT GMBH RE A-AMISIA-FONDS	0	60.000	60.000
**D	DEKA INVESTMENT GMBH RE A-KSK FOLDA-FOND	0	22.000	22.000
**D	DEKA INVESTMENT GMBH RE S BROKER I FONDS	0	4.530	4.530
**D	DEKA INVESTMENT GMBH RE A WITTRING ICR F	0	3.650	3.650
**D	DEKA INVEST. GMBH RE RUPPERTZ GLOBAL	0	919	919
**D	DEKA INVESTMENT GMBH RE DEKA BIV-B	0	2.048	2.048
**D	DEKA INVESTMENT GMBH RE A-GOPHA-FONDS	0	16.400	16.400
**D	DEKA INVEST. A-NORDHAUSER 2-FONDS	0	13.350	13.350
**D	DEKA INVEST. GMBH RE A-HAM-FONDS	0	17.407	17.407

LISTA ESITO DELLE VOTAZIONE

Oggetto: Autorizzazione all'acquisto di azioni proprie; deliberazioni inerenti e conseguenti.

CONTRARI

Segno	Ragione Sociale	Proprio	Delega	Totale
**D	DEKA INVESTMENT GMBH RE BRODO INVEST	0	7.166	7.166
**D	DEKA INV. GMBH RE SVN II FONDS	0	24.907	24.907
**D	DEKA INV. RE A-STENDALER-ROSAUDFONDS I	0	40.000	40.000
**D	DEKA INVESTMENT GMBH RE A-JADE-FONDS	0	20.000	20.000
**D	DEKA VALUE PLUS	0	73.825	73.825
**D	SAGS-FUNDMASTER	0	20.769	20.769
**D	INTERNATIONAL FUND MANAGEMENT S.A. RE IFM	0	500.000	500.000
**D	INTERNATIONAL FUND MANAGEMENT S.A. RE IFM	0	165.000	165.000
**D	INTERNATIONAL FUND MANAGEMENT S.A. RE GLO	0	4.300	4.300
**D	DEKA INTERNATIONAL S.A. RE DEKA PRIVATE	0	800	800
**D	DEKA INTERNATIONAL S.A. RE DEKA-WACHHALTIGKEIT BALANCE CF	0	13.432	13.432
**D	DEKA INTERNATIONAL S.A. RE DEKA-EURO PAGARANT	0	461.841	461.841
**D	DEKA INTERNATIONAL S.A. RE DEKALUX-GLOBA	0	100.000	100.000
**D	DEKA INTERNATIONAL S.A. RE DEKA-EUROSTOC	0	523.531	523.531
**D	INTERNATIONAL FUND MANAGEMENT S.A.	0	10.251	10.251
**D	DEKA INTERNATIONAL S.A. RE DEKA-EUROPAVA	0	45.924	45.924
**D	DEKA INTERNATIONAL S.A. RE DEKALUX-EUROPA	0	220.000	220.000
**D	REGIME DE RETRAITE DES COLS BLEUS VILLE	0	72.579	72.579
**D	HEXAVEST EUROPE FUND	0	825.358	825.358
**D	GENUS DIVIDEND EQUITY FUND	0	119.100	119.100
**D	FUT15 FONDS INDUSTRIELLE ALLIANCE	0	9.200	9.200
**D	FONDS COMMON REG RETRAITE UNIVERSIT LAV	0	20.028	20.028
**D	FONDS DE SOLIDARITE OSS TRAV.QUEBEC FTQ	0	179.034	179.034
**D	BOMBARDIER TRUST(CANADA) GLOBAL ECUIT FU	0	51.834	51.834
**D	THE BOMBARDIER TRUST (UK)	0	36.812	36.812
**D	CIDEL BANK & TRUST INC AS TRUSTEE	0	8.754	8.754
**D	HEXAVEST UNCONSTRAINED VAL FD	0	7.673	7.673
**D	WEST YORKSHIRE PENSION FUND	0	491.378	491.378
**D	ICP CM-CIC EURO ACTIONS	0	180.261	180.261
**D	ICP AVENIR ALIZES	0	920	920
**D	ICP CM FRANCE ACTIONS	0	860.180	860.180
**D	SICAV C I P E C	0	35.500	35.500
**D	ICP UNION FRANCE	0	208.195	208.195
**D	UNION EUROPE VALUE	0	554.498	554.498
**D	ICP UNION EUROPE	0	400.173	400.173
**D	SICAV MONT	0	55.000	55.000
**D	ICP UNION LONG SHORT EUROPE	0	13.951	13.951
**D	ICP GAILLON RENDEMENT	0	205.809	205.809
**D	ICP CIC TECHMO COM	0	73.000	73.000
**D	ICP BRONGNIART AVENIR	0	50.000	50.000
**D	ICP BRONGNIART RENDEMENT	0	240.000	240.000
**D	ICP FERREMAT PATRIMOINE 2	0	120.000	120.000
**D	ICP-CH RIVER LABORATOIRES FRANCE	0	2.066	2.066


Pagina 73

7  
260

262 Teste.  
2 Azionisti in delega;

Azionisti  
Azionisti in proprio:

83942/302



83942/1303

LISTA ESITO DELLE VOTAZIONE

Oggetto: Autorizzazione all'acquisto di azioni proprie; deliberazioni inerenti e conseguenti, CONTRARI

Badge	Ragione Sociale	Proprio	Delega	Totale
**D	FCP CAPSUGEL	0	3.000	3.000
**D	FCP PROVENCE DIVERSIFIE	0	230	230
**D	FCP C ET A	0	1.500	1.500
**D	1262 FCP BERR FRANCE	0	81	81
**D	BALL PACKAGING EUROPE	0	1.000	1.000
**D	FCPE AREVA ACTIONS	0	31.896	31.896
**D	AFR SOLIDARITE FCP	0	1.235	1.235
**D	ACM ACTIONS FIDS	0	5.255	5.255
**D	ACM ACTIONS	0	3.993	3.993
**D	FCP SCORE ACTIONS	0	1.000	1.000
**D	FCP TVN 2018	0	1.000	1.000
**D	FCP FAMILIA FERRAND	0	949	949
**D	BIVINE PROVIDENCE JRM	0	1.000	1.000
**D	FCP PACGH FINANCE	0	2.000	2.000
**D	FCP DOSKONIEV	0	700	700
**D	FCP CASIMIRI	0	10.000	10.000
**D	FCP PSGH	0	11.000	11.000
**D	FCP RHV	0	11.000	11.000
**D	SCPE FCP OCF	0	5.520	5.520
**D	FLONADA	0	720	720
**D	BARCLAYS FRANCE 30-70	0	5.000	5.000
**D	FCPE AI DIVERSIFIE	0	1.795	1.795
**D	SCORE CAJUS	0	1.500	1.500
**D	FCP SEQUNDA	0	2.000	2.000
**D	F F M 26	0	1.469	1.469
**D	FCP C.A.A.A. 68	0	716	716
**D	FCP UEM DIVERSIFICATION	0	643	643
**D	FCP SCORE IMPALA	0	1.334	1.334
**D	FCP PRIEURS MARQUET	0	1.697	1.697
**D	LV INVEST	0	4.400	4.400
**D	RP FAMILY	0	764	764
**D	POINCARRE II	0	3.500	3.500
**D	FCP SCORE THANNY	0	606	606
**D	FCP SCORE SAINT JOSEPH	0	575	575
**D	FCP SCORE PILLAUD	0	849	849
**D	FCP SCORE ORMESSON	0	2.320	2.320
**D	FCP SCORE M O	0	643	643
**D	FCP SCORE GALIEN	0	2.831	2.831
**D	FCP SCORE AUMEX	0	1.776	1.776
**D	FCP SCORE AD BESANCON	0	1.992	1.992
**D	FCP PIPE LINE SUD EUROPEEN	0	2.030	2.030
**D	FCP PATRIMOINE PLACEMENT 5	0	1.036	1.036
**D	FCP PATRIMOINE PLACEMENT 3	0	2.174	2.174

LISTA ESITO DELLE VOTAZIONE


Oggetto: Autorizzazione all'acquisto di azioni proprie; deliberazioni inerenti e conseguenti.  
**CONTRARI**

Badge	Ragione Sociale	Proprio	Delega	Totale
**D	FCP PATRIMOINE PLACEMENT 2	0	653	653
**D	MONSANTO ACTIONS	0	2.290	2.290
**D	LENMARK DYNAMIQUE	0	3.130	3.130
**D	FCP GUTENBERG	0	2.377	2.377
**D	FCP GROUPE FORD FRANCE	0	2.648	2.648
**D	FCP GESTION PLACEMENT 1	0	743	743
**D	1515 FCP GERARD PERSIER	0	1.180	1.180
**D	1448 FCP GE FACTOFRANCE	0	3.000	3.000
**D	FRESCALE DIVERSIFIE	0	6.480	6.480
**D	1584 FCP FERTILISODESO	0	3.209	3.209
**D	FCP EUROPE ASSISTANCE DIVERSIFIE	0	1.020	1.020
**D	FCP BSSO DIVERSIFIE	0	40.000	40.000
**D	FCP EPSON FRANCE DIVERSIFIE	0	3.000	3.000
**D	FCP CRYOSTAR FRANCE	0	452	452
**D	FCP BROUANDEL AVENIR	0	8.000	8.000
**D	FCP JPA	0	4.200	4.200
**D	FCP OFFENSIF AIR LIQUIDE EXPANS	0	8.843	8.843
**D	FCPE FONCILL	0	11.110	11.110
**D	FCPE CONVERGENCE ACTIONS EUROPE	0	200	200
**D	FCP CONGREGATION DES SOEURS DE LA CROIX	0	373	373
**D	PANEM F	0	1.091	1.091
**D	LES BROYERES	0	1.100	1.100
**D	FCPE GROUPE SAMSE	0	8.008	8.008
**D	FCP ASSOC GROUPE SAINT SAUVEUR	0	1.782	1.782
**D	FCP 5347	0	1.527	1.527
**D	FCP EVEREDES GLOBAL	0	4.696	4.696
**D	SICAV METISS	0	7.100	7.100
**D	FCP EPTA	0	3.317	3.317
**D	FCP ARPEGE ACTIONS	0	20.500	20.500
**D	FCP SCORE M A R S	0	83	83
**D	FCPE ACCOR DIVERSIFIE	0	3.593	3.593
**D	FCP SCORE SIGMA	0	3.810	3.810
**D	FCP DAY SOLVAY	0	12.000	12.000
**D	FCP SCORE SAXZ	0	1.879	1.879
**D	FCP SCORE 2012	0	1.129	1.129
**D	ADREA DIVERSIFIE FRANCHE COMTE	0	1.054	1.054
**D	FCP MARIE	0	2.467	2.467
**D	FCP SAINT ABBONAST	0	1.611	1.611
**D	FCP UNI 1	0	18.790	18.790
**D	FCP JET SERVICES	0	5.000	5.000
**D	1509 FCP TERLES AVIONICS	0	3.192	3.192
**D	STANDEX-80 20 CREDIT MUTUEL FCPE	0	5.000	5.000
**D	STABILIS-50 50 CREDIT MUTUEL FCPE	0	5.000	5.000

Pagina 75

7  
260

Azionisti:  
 Azionisti in proprio: 262 Teste:  
 2 Azionisti in delega:



03/04/2019

83942/1305

LISTA ESITO DELLE VOTAZIONI

Oggetto: Autorizzazione all'acquisto di azioni proprie; deliberazioni inerenti e conseguenti.

CONTRARI

Badge	Ragione Sociale	Proprio	Delega	Totale
**D	VALORACTIONS	0	18.000	18.000
**D	FCPE COFACE	0	5.000	5.000
**D	FCP SCORE 620	0	692	692
**D	FCP JGD FIVE	0	10.000	10.000
**D	FCP TROUVU	0	217	217
**D	FCPE LAGARDERE PUBLICITE AUDIO	0	412	412
**D	FCP GAILLON I30 30	0	12.140	12.140
**D	FCP ES GESTION EQUILIBRE	0	9.645	9.645
**D	FCP ES DYNAMIQUE	0	131.626	131.626
**D	DEKA VERMOEGENSMANAGEMENT GMBH RE KEPPLER	0	59.550	59.550
**D	DEKA VERMOEGENSMANAGEMENT GMBH RE FRIV BANK-STRUKTOR	0	25.000	25.000
**D	DEKA VERMOEGENSMANAGEMENT GMBH RE LINGOHR	0	20.000	20.000
**D	DEKA VERMOEGENSMANAGEMENT GMBH RE LINGOHR	0	84.334	84.334
**D	RE FOODS HEXAVEST	0	205.929	205.929
**D	R49F1501 GLOBAL EQ HEXAVEST	0	48.879	48.879
**D	AON HENWITT COLLECTIVE INVESTMENT TRUST	0	79.742	79.742
**D	METROPOLITAN WATER RECLAMATION DISTRICT RETIREMENT FUND	0	27.505	27.505
**D	UNION INVESTMENT LOKEMBOGG SA	0	32.158	32.158
**D	TASPLAN SOPERANNUATION FUND	0	1.623.850	1.623.850
**D	COLONIAL FIRST STATE	0	27.852	27.852
**D	EATON VANCE INTERNATIONAL (IRELAND)	0	110.044	110.044
**D	DEKA INVESTMENT GMBH FOR KDF 1	0	10.913	10.913
**D	DEKA INVESTMENT GMBH FOR KDF 3	0	29.980	29.980
**D	DEKA INVESTMENT GMBH FOR SFT 3-FONDS	0	19.400	19.400
**D	BAYTON VANCE HEXAVEST GLOBAL EQUITY FUND	0	21.664	21.664
**D	BAYTON VANCE HEXAVEST INTERNATIONAL EQUITY FUND	0	13.806	13.806
**D	HEXAVEST EAFE EQUITY FUND	0	25.857	25.857
**D	HEXAVEST ACWI EQUITY FUND	0	75.027	75.027
**D	HEXAVEST WORLD EQUITY FUND	0	16.598	16.598
**D	REGIME DE RETRAITE DE L'UNIVERSITE DE MONTREAL	0	231.022	231.022
**D	EATON VANCE (AUSTRALIA) HEXAVEST ALL-COUNTRY GL EQUITY FUND	0	328.154	328.154
**D	ERLKA GLAZER	0	2.557	2.557
**D	INTERVENTURE EQUITY INVESTMENTS LIMITED	0	11.200	11.200
**D	MASTER TR AGREE BETWEEN PFIZER INC AND THE NORTHERN TR CO	0	35.156	35.156
**D	CHEVRON MASTER PENSION TRUST	0	32.110	32.110
**D	LOCKHEED MARTIN CORPORATION MASTER RETIREMENT TRUST	0	51.546	51.546
**D	MERSEYSIDE PENSION FUND	0	62.064	62.064
**D	AON HENWITT GLOBAL EQUITY FUND	0	338.428	338.428
**D	THE ROYAL INST FOR THE ADVANCEMENT OF LEARNING MCGILL UNIVERSITY	0	25.647	25.647
**D	MCGILL UNIVERSITY PENSION FUND	0	34.147	34.147
**D	DORI CARLO	0	27.582	27.582
6768	GOMONI ALESSANDRO	1.265	4.380	5.645
7267		0	2	2

LISTA ESITO DELLE VOTAZIONE

Oggetto: Autorizzazione all'acquisto di azioni proprie; deliberazioni inerenti e conseguenti.

CONTRARI

Badge Ragione Sociale  
 7333 ADR IN PERSONA DI ROSICA MASSIMO  
 \*\*b CITIBANK NEW YORK A.D.R. DEPT  
 7524 ROSANIA ELMAN  
 7651 TRICARICO ANTONIO  
 DE\* RE:COMIXIN

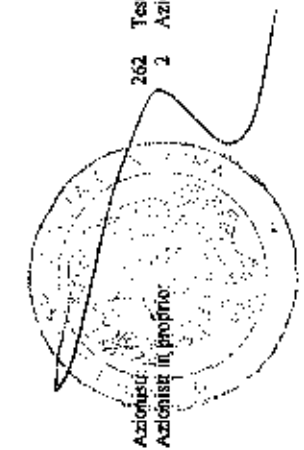
Totale voti 19.504.608  
 Percentuale votanti % 0,833265  
 Percentuale Capitale % 0,536698

Proprio	Delega	Totale
0	0	0
0	57.312	57.312
2	0	2
0	0	0
0	5	5

83942/1306

Pagina 77

7  
260



Azionisti in proprio: 262  
 Azionisti in delega: 2

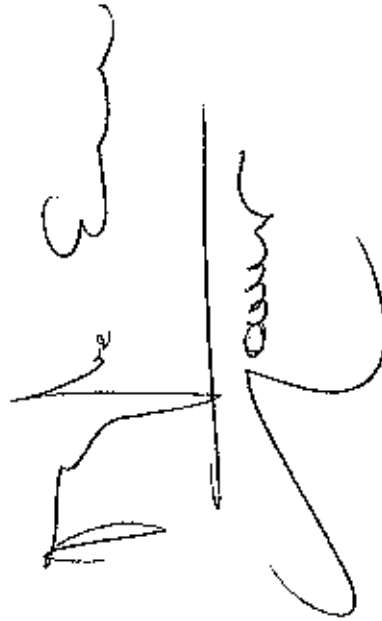
83842/1304

LISTA ESITO DELLE VOTAZIONI

Oggetto: Autorizzazione all'acquisto di azioni proprie; deliberazioni inerenti e conseguenti.  
ASTENUTI

Badge	Ragione Sociale	Totale voti
6541	MEGGIOLARO MAURO	28.229
BE*	FORMAZIONE FINANZA STYCA	0,001206
6652	RAWCOFF ILHAM	0,000777
7333	ADR IN PERSONA DI ROSICA MASSIMO	
**D	CITIBANK NEW YORK A.D.R. LEPT	
7497	GROTTI ALBERTO	

Proprio	Delega	Totale
0	0	0
0	80	80
0	5	5
0	0	0
0	28.044	28.044
100	0	100



Assemblea Ordinaria del 14 maggio 2019

ALL. 0

FOGGO 23554

ESITO VOTAZIONE


Oggetto : **Relazione sulla remunerazione (I Sez.): politica in materia di remunerazione.**

**Hanno partecipato alla votazione:**

-n° 3.236 azionisti,  
portatori di n° 2.340.744.938 azioni ordinarie, tutte ammesse al voto,  
pari al 64,409069% del capitale sociale.

**Hanno votato:**

	Voti	% su Azioni Ordinarie che hanno espresso il voto
Favorevoli	2.265.448.971	96,783248
Contrari	73.791.042	3,152460
SubTotale	<u>2.339.240.013</u>	99,935707
Astenuti	<u>1.504.925</u>	0,064293
Totale	<u>2.340.744.938</u>	100,000000






LISTA ESITO DELLE VOTAZIONE

Oggetto: Relazione sulla remunerazione (1 Sez.): politica in materia di remunerazione.

FAVOREVOLI

Badge	Ragione Sociale	Proprio	Delega	Totale
5063	RINELLI DOMENICO	8.630	0	8.630
5235	CAVALLARI ANNA CLARA	0	0	0
DE*	CASSA DEPOSITI E PRESTITI S.P.A.	355	936.179.478	936.179.478
6337	PRELIUSO GIUSEPPE	0	0	0
6535	DI STEFANO STEFANO	0	0	395
DE*	MINISTERO DELL'ECONOMIA E DELLE FINANZE	0	157.552.137	157.552.137
6576	SANTOMAURO FEDELE	0	0	0
DE*	CASSA NAZ. DI PREVIDENZA E ASSISTENZA A FAV. DEI RAGIONIERI E PERITI COMMERCIALI	0	0	0
6580	TREVISAN DARIO	0	971.965	971.965
DE*	ALETTI GES PR CED 11	0	800	800
DE*	ANIMA FONDO TRADING ANIMA SGR SPA	0	251.000	251.000
DE*	ANIMA SELEZIONE GLOBALE ANIMA SGR	0	400.000	400.000
DE*	ANIMA SFORZESCO ANIMA SGR SGR	0	359.600	359.600
DE*	ANIMA SGR SPA - ANIMA VALORE GLOBALE	0	837.845	837.845
DE*	ANIMA SGR SPA - ANIMA VISCONTI PIUS	0	771.100	771.100
DE*	ANIMA SGR SPA ANIMA CRESCITA ITALIA	0	352.000	352.000
DE*	ANIRA SGR SPA ANIMA MAGELLANO	0	687.968	687.968
DE*	ANIMA SGR- ANIMA GED ITALIA	0	345.640	345.640
DE*	ANIMA SGR- ANIMA ITALIA	0	1.186.000	1.186.000
DE*	ANIMA VISCONTI ANIMA SGR SPA	0	930.000	930.000
DE*	ARCA FONDI SGR - FONDO ARCA AZIONI ITALIA	0	3.868.200	3.868.200
DE*	BANCOPOSTA AZ INTERNAZIONALE	0	2.000.000	2.000.000
DE*	BANCOPOSTA AZIONARIO EURO	0	453.900	453.900
DE*	BANCOPOSTA MIX 1	0	330.763	330.763
DE*	BANCOPOSTA MIX 2	0	122.800	122.800
DE*	BANCOPOSTA MIX 3	0	273.600	273.600
DE*	BANCOPOSTA ORIZZONTE REDDITO/BANCOPOSTA FONDI SPA	0	332.000	332.000
DE*	BP AZION FLESSIBILE	0	25.714	25.714
DE*	EURIZON CAPITAL SGR - AZIONI AREA EURO	0	6.400	6.400
DE*	EURIZON CAPITAL SGR - AZIONI ITALIA	0	35.551	35.551
DE*	EURIZON CAPITAL SGR - CEDOLA ATTIVA TOP APRILE 2021	0	1.228.934	1.228.934
DE*	EURIZON CAPITAL SGR - CEDOLA ATTIVA TOP APRILE 2022	0	6.685	6.685
DE*	EURIZON CAPITAL SGR - CEDOLA ATTIVA TOP APRILE 2023	0	13.722	13.722
DE*	EURIZON CAPITAL SGR - CEDOLA ATTIVA TOP DICEMBRE 2020	0	11.858	11.858
DE*	EURIZON CAPITAL SGR - CEDOLA ATTIVA TOP DICEMBRE 2021	0	3.486	3.486
DE*	EURIZON CAPITAL SGR - CEDOLA ATTIVA TOP GIUGNO 2020	0	4.639	4.639
DE*	EURIZON CAPITAL SGR - CEDOLA ATTIVA TOP GIUGNO 2022	0	2.702	2.702
DE*	EURIZON CAPITAL SGR - CEDOLA ATTIVA TOP GIUGNO 2023	0	8.544	8.544
DE*	EURIZON CAPITAL SGR - CEDOLA ATTIVA TOP LUGLIO 2020	0	36.734	36.734
DE*	EURIZON CAPITAL SGR - CEDOLA ATTIVA TOP LUGLIO 2021	0	1.817	1.817
DE*	EURIZON CAPITAL SGR - CEDOLA ATTIVA TOP MAGGIO 2020	0	9.367	9.367
DE*	EURIZON CAPITAL SGR - CEDOLA ATTIVA TOP MAGGIO 2021	0	4.150	4.150
DE*	EURIZON CAPITAL SGR - CEDOLA ATTIVA TOP MAGGIO 2022	0	8.459	8.459
DE*	EURIZON CAPITAL SGR - CEDOLA ATTIVA TOP MAGGIO 2023	0	16.359	16.359

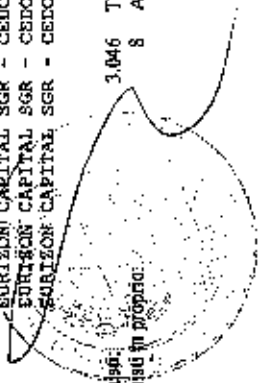
83942/1309

Pagina 1

17

3.046 Teste:  
8 Azionisti in delega:  
3.038

Azionisti in proprio:



## LISTA ESITO DELLE VOTAZIONI

Oggetto: Relazione sulla remunerazione (1 Sez.): politica in materia di remunerazione.

FAVOREVOLI

Badge	Ragione Sociale	Propricio	Delega	Totale
DE*	EURIZON CAPITAL SGR - CEDOLA ATTIVA TOP MAGGIO 2023	0	12.861	12.861
DE*	EURIZON CAPITAL SGR - CEDOLA ATTIVA TOP NOVEMBRE 2020	0	19.710	19.710
DE*	EURIZON CAPITAL SGR - CEDOLA ATTIVA TOP OTTOBRE 2020	0	4.879	4.879
DE*	EURIZON CAPITAL SGR - CEDOLA ATTIVA TOP OTTOBRE 2021	0	4.151	4.151
DE*	EURIZON CAPITAL SGR - CEDOLA ATTIVA TOP OTTOBRE 2022	0	9.023	9.023
DE*	EURIZON CAPITAL SGR - CEDOLA ATTIVA TOP OTTOBRE 2023	0	65.252	65.252
DE*	EURIZON CAPITAL SGR - DEFENSIVE TOP SELECTION DIC 2023	0	2.803	2.803
DE*	EURIZON CAPITAL SGR - DEFENSIVE TOP SELECTION LOGGIO 2023	0	11.597	11.597
DE*	EURIZON CAPITAL SGR - DEFENSIVE TOP SELECTION MARZO 2024	0	4.527	4.527
DE*	EURIZON CAPITAL SGR - DEFENSIVE TOP SELECTION OTTOBRE 2023	0	9.150	9.150
DE*	EURIZON CAPITAL SGR - DISCIPLINA ATTIVA DICEMBRE 2021	0	10.256	10.256
DE*	EURIZON CAPITAL SGR - DISCIPLINA ATTIVA DICEMBRE 2022	0	8.595	8.595
DE*	EURIZON CAPITAL SGR - DISCIPLINA ATTIVA LUGLIO 2022	0	16.956	16.956
DE*	EURIZON CAPITAL SGR - DISCIPLINA ATTIVA MAGGIO 2022	0	21.288	21.288
DE*	EURIZON CAPITAL SGR - DISCIPLINA ATTIVA MARZO 2022	0	10.528	10.528
DE*	EURIZON CAPITAL SGR - DISCIPLINA ATTIVA OTTOBRE 2021	0	21.825	21.825
DE*	EURIZON CAPITAL SGR - DISCIPLINA ATTIVA SETTEMBRE 2022	0	21.834	21.834
DE*	EURIZON CAPITAL SGR - GLOBAL MULTIASET SELECTION SET 2022	0	5.479	5.479
DE*	EURIZON CAPITAL SGR - HIGH INCOME DICEMBRE 2021	0	15.100	15.100
DE*	EURIZON CAPITAL SGR - INCOME MULTISTRATEGY MARZO 2022	0	55.641	55.641
DE*	EURIZON CAPITAL SGR - MULTIASET REDDITO APRILE 2020	0	11.635	11.635
DE*	EURIZON CAPITAL SGR - MULTIASET REDDITO APRILE 2021	0	35.313	35.313
DE*	EURIZON CAPITAL SGR - MULTIASET REDDITO DICEMBRE 2019	0	14.068	14.068
DE*	EURIZON CAPITAL SGR - MULTIASET REDDITO DICEMBRE 2021	0	18.021	18.021
DE*	EURIZON CAPITAL SGR - MULTIASET REDDITO DICEMBRE 2022	0	23.135	23.135
DE*	EURIZON CAPITAL SGR - MULTIASET REDDITO GIUGNO 2020	0	19.602	19.602
DE*	EURIZON CAPITAL SGR - MULTIASET REDDITO GIUGNO 2021	0	24.205	24.205
DE*	EURIZON CAPITAL SGR - MULTIASET REDDITO LUGLIO 2022	0	26.806	26.806
DE*	EURIZON CAPITAL SGR - MULTIASET REDDITO LUGLIO 2023	0	46.934	46.934
DE*	EURIZON CAPITAL SGR - MULTIASET REDDITO MAGGIO 2020	0	16.953	16.953
DE*	EURIZON CAPITAL SGR - MULTIASET REDDITO MAGGIO 2021	0	37.209	37.209
DE*	EURIZON CAPITAL SGR - MULTIASET REDDITO MAGGIO 2022	0	7.550	7.550
DE*	EURIZON CAPITAL SGR - MULTIASET REDDITO MARZO 2022	0	28.454	28.454
DE*	EURIZON CAPITAL SGR - MULTIASET REDDITO MARZO 2021	0	25.565	25.565
DE*	EURIZON CAPITAL SGR - MULTIASET REDDITO NOVEMBRE 2020	0	23.921	23.921
DE*	EURIZON CAPITAL SGR - MULTIASET REDDITO OTTOBRE 2019	0	27.606	27.606
DE*	EURIZON CAPITAL SGR - MULTIASET REDDITO OTTOBRE 2020	0	23.500	23.500
DE*	EURIZON CAPITAL SGR - MULTIASET REDDITO OTTOBRE 2021	0	28.102	28.102
DE*	EURIZON CAPITAL SGR - MULTIASET REDDITO OTTOBRE 2022	0	16.032	16.032
DE*	EURIZON CAPITAL SGR - MULTIASET REDDITO OTTOBRE 2023	0	26.427	26.427
DE*	EURIZON CAPITAL SGR - MULTIASET STRATEGIA FLESS GIO 2023	0	55.021	55.021
DE*		0	5.353	5.353
DE*		0	8.431	8.431

Pagina 2

Azionisti:  
Azionisti in proprio:

3.046

8 Azionisti in delega:

17

3.038

LISTA ESITO DELLE VOTAZIONE

Oggetto: Relazione sulla remunerazione (1 Sez.): politica in materia di remunerazione.

FAVOREVOLI

Badge	Ragione sociale	Proprio	Delega	Totale
DE*	EURIZON CAPITAL SGR - MULTIASSET STRATEGIA FLESS MAG 2023	0	9.696	9.696
DE*	EURIZON CAPITAL SGR - MULTIASSET STRATEGIA FLESS OTT 2023	0	7.345	7.345
DE*	EURIZON CAPITAL SGR - MULTIASSET VALUTARIO DICEMBRE 2023	0	10.318	10.318
DE*	EURIZON CAPITAL SGR - MULTIASSET VALUTARIO MARZO 2024	0	15.485	15.485
DE*	EURIZON CAPITAL SGR - OPPORTUNITY SELECT OTTOBRE 2023	0	27.927	27.927
DE*	EURIZON CAPITAL SGR - FIR ITALIA AZIONI	0	6.329	6.329
DE*	EURIZON CAPITAL SGR - PROGETTO ITALIA 40	0	120.380	120.380
DE*	EURIZON CAPITAL SGR - PROGETTO ITALIA 70	0	994.340	994.340
DE*	EURIZON CAPITAL SGR - TOP SELECTION CRESCITA DICEMBRE 2023	0	1.062.970	1.062.970
DE*	EURIZON CAPITAL SGR - TOP SELECTION CRESCITA MAGGIO 2024	0	1.785	1.785
DE*	EURIZON CAPITAL SGR - TOP SELECTION CRESCITA MARZO 2024	0	3.638	3.638
DE*	EURIZON CAPITAL SGR - TOP SELECTION DICEMBRE 2022	0	2.773	2.773
DE*	EURIZON CAPITAL SGR - TOP SELECTION DICEMBRE 2023	0	178.386	178.386
DE*	EURIZON CAPITAL SGR - TOP SELECTION EQUILIBRIO MAGGIO 2024	0	7.452	7.452
DE*	EURIZON CAPITAL SGR - TOP SELECTION EQUILIBRIO MARZO 2024	0	2.739	2.739
DE*	EURIZON CAPITAL SGR - TOP SELECTION GENNAIO 2023	0	4.174	4.174
DE*	EURIZON CAPITAL SGR - TOP SELECTION LUGLIO 2023	0	28.348	28.348
DE*	EURIZON CAPITAL SGR - TOP SELECTION MARZO 2023	0	21.337	21.337
DE*	EURIZON CAPITAL SGR - TOP SELECTION MARZO 2024	0	76.608	76.608
DE*	EURIZON CAPITAL SGR - TOP SELECTION PRUDENTE DICEMBRE 2023	0	80.864	80.864
DE*	EURIZON CAPITAL SGR - TOP SELECTION PRUDENTE MAGGIO 2024	0	701	701
DE*	EURIZON CAPITAL SGR - TOP SELECTION PRUDENTE MARZO 2024	0	1.027	1.027
DE*	EURIZON CAPITAL SGR - TOP SELECTION SETTEMBRE 2023	0	1.363	1.363
DE*	EURIZON CAPITAL SGR - TOP SELECTION SETTEMBRE 2023	0	15.464	15.464
DE*	EURIZON CAPITAL SGR - TOP STAR APRILE 2023	0	41.489	41.489
DE*	EURIZON CAPITAL SGR - FRAGUARDO 40 FEBBRAIO 2022	0	51.066	51.066
DE*	FPA GENERALI GLOBAL GENERALI ITALIA SPA	0	18.480	18.480
DE*	GENERALI AKTIV MIX EXTRA8	0	460	460
DE*	GENERALI AMBITION	0	200.000	200.000
DE*	GENERALI ITALIA SPA	0	2.283.875	2.283.875
DE*	GENERALI SMART FUNDS SICAV	0	101.995	101.995
DE*	GENERTEL S.P.A.	0	40.418	40.418
DE*	GENERTELLIFE SPA	0	1.104.835	1.104.835
DE*	GID F GPET MULTIFLEX II	0	4.762	4.762
DE*	GID FDS GPET MULTIFLEX	0	2.237	2.237
DE*	GID FONDS AVAOT 2	0	33.680	33.680
DE*	GID FONDS AVAOT 3	0	19.590	19.590
DE*	GID FONDS CEROT	0	4.209	4.209
DE*	GID FONDS DLART	0	908.345	908.345
DE*	GID FONDS GLAMOR	0	93.290	93.290
DE*	GID-FONDS GVMET	0	137.775	137.775
DE*	GID-FONDS ALARE	0	10.098	10.098
DE*		0	555.610	555.610

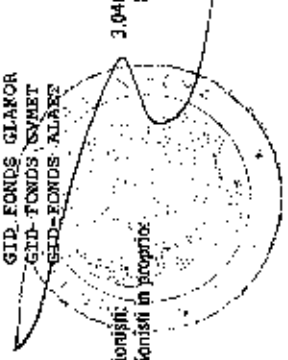
83 33 30 42 / 1311

Pagina 3

17 3.038

3.045 8 Azionisti in delega:

Azionisti in proprio:



83942/13/2

## LISTA ESITO DELLE VOTAZIONE

Oggetto: Relazione sulla remunerazione (1 Sez.): politica in materia di remunerazione.

FAVOREVOLI

Badge	Ragione Sociale	Proprio	Delega	Totale
DE*	GIE ALLEANZA OBBLIGAZIONARIO	0	59.588	59.588
6677	ROSICA MASSIMO	0	0	0
**D	MASTIFFONDS BANTHUS	0	76.134	76.134
**D	WHOLESALE UNIT TRUST GLOBAL SHARES F 3	0	21.752	21.752
**D	REGARD ACTIONS EURO	0	400.000	400.000
**D	REGARD ACTIONS DEVELOPEMENT DURABLE	0	210.000	210.000
**D	FCP REGARD SEL.ACT EURO.	0	210.000	210.000
**D	DEKA EURO ISTOXX EX FIN DIVIDE UCITS ETF	0	216.079	216.079
**D	BERGLINRENT DEKA	0	7.200	7.200
**D	DEKA INVEST GMBH SE DEKA-PE DEFENSIV	0	7.293	7.293
**D	DEKA INVEST DIVIDENDENSTRATEGIE	0	785.600	785.600
**D	DEKA INVESTGMBH RE MSCI EUROPE LC UCITS	0	14.358	14.358
**D	DEKA INV. GMBH DEKA MSCI EUROPE UCITS ET	0	120.402	120.402
**D	DEKA INV. GMBH SE DEKA ST.EPR.50 UC1 ETF	0	21.347	21.347
**D	DEKA INVEST. RE DEKA-DIVIDENDDISCOUNT	0	3.200	3.200
**D	DEKA INVEST GMBH RE BALANCE DYNAMISCH	0	14.100	14.100
**D	DEKA INVESTMENT MBH RE PKBMF	0	19.000	19.000
**D	DEKA INVEST DEKA EURO STOXX 50 - UCITS	0	1.158.447	1.158.447
**D	DEKA INVEST RE DEKA-EUROLAND BALANCE	0	733.250	733.250
**D	DEKA INVEST RE DEKA-STIFTUNGEN BALANCE	0	22.600	22.600
**D	DEKA INVEST RE/DEKAFUTUR-ERTRAG	0	1.800	1.800
**D	DEKA INVEST RE/DEKAFUTUR-WACHSTUM	0	14.300	14.300
**D	DEKA INVESTMENT GMBH RE DEKAFUTUR-CHANCE	0	39.000	39.000
**D	DEKA INVESTMENT GMBH RE DEKA-BR 100	0	338.706	338.706
**D	DEKA INVEST GMBH RE DEKA-BR 85	0	86.181	86.181
**D	DEKA INVESTMENT GMBH RE DEKA-BR 75	0	19.405	19.405
**D	DEKA INVESTMENT GMBH RE DEKA-BR 55	0	8.171	8.171
**D	DEKA INVESTMENT GMBH RE DEKA-BR 35	0	44.853	44.853
**D	DEKA INVEST - KOMMUNAL EUROLAND BALANCED	0	7.140	7.140
**D	DEKA INVEST RE SIGMA PLUS BALANCED	0	244.590	244.590
**D	DEKA INVEST RE SIGMA PLUS KONSERVATIV	0	12.415	12.415
**D	DEKA INVESTMENT GMBH RE DEKA-BASIS	0	12.000	12.000
**D	DEKA INVEST GMBH RE DEKA-HAV-FONDS	0	61.231	61.231
**D	DEKA INVESTMENT GMBH RE DEKASPEZIAL	0	25.000	25.000
**D	DEKA INVESTMENT GMBH RE DEKA-DIVIDEND VA	0	200.000	200.000
**D	DEKA INVESTMENT GMBH RE DEKA-MULTIASSET INCOME	0	250.000	250.000
**D	DEKA INVEST GMBH RE DEKA-EUROPAROND	0	234.995	234.995
**D	DEKA INVEST GMBH RE A-VSA-FONDS	0	91.732	91.732
**D	DEKA INV GMBH RE DONAD-ICR-FUNDMASTER	0	36.977	36.977
**D	DEKA INTERNATIONAL S.A. RE DEKA-AKTIEIN E	0	8.675	8.675
**D	DEKA INTERNATIONAL S.A. RE HASPA MU	0	49.080	49.080
**D	INT FUND MANAG SA RE HASPA MULTIINVEST C	0	41.020	41.020
**D	INTERNATIONAL FUND MANAGEMENT S.A. RE STRATEGIECONCEPT VM BC	0	86.300	86.300

Pagina 4

Azionisti: 3.046 Veste: 17  
 Azionisti in proprio: B Azionisti in delega: 3.038

LISTA ESITO DELLE VOTAZIONE

Oggetto: Relazione sulla remunerazione (I Sez.): politica in materia di remunerazione.

FAVOREVOLI


Badge	Ragione Sociale	Proprio	Delega	Totale
**D	DEKA INTL S.A GLOBALE ARTIEN LOWRISK	0	1.051.985	1.051.985
**D	DEKA INVEST MEH VITUS FIRST VALUE FONDS	0	124.000	124.000
**D	DEKA INVEST RE DEKA TRUST BALANCED-FONDS	0	65.236	65.236
**D	DEKA A-DIN-WETZLAR-FONDS	0	8.350	8.350
**D	DEKA A-DIN-WETZLAR-BALANCED-FONDS	0	9.150	9.150
**D	DEKA INVESTMENT GMBH RE AUN-FONDS	0	7.860	7.860
**D	DEKA INV GMBH RE FIDELITAS FONDMASTER B	0	20.932	20.932
**D	DEKA INVEST GMBH DRUPA-FONDS	0	3.398	3.398
**D	DEKA INVEST RE A-CRISPINUS FOND	0	5.000	5.000
**D	DEKA INVESTMENT GMBH RE AMB-ES-FONDS	0	5.007	5.007
**D	DEKA INVESTMENT GMBH RE DOHAMON-FONDS DER IHK ZU DORTMUND	0	2.802	2.802
**D	DEKA FUNDMASTER INVESTMENTGESELLSCHAFT M	0	6.334	6.334
**D	DEKA A-OCR-FONDS	0	44.687	44.687
**D	DEKA INVEST RE INTER-ESSEN-FONDS	0	8.207	8.207
**D	DEKA INVESTMENT GMBH RE DEKA KSG FONDS	0	11.752	11.752
**D	DEKA INVESTMENT GMBH RE SAPHIR-FONDS	0	7.955	7.955
**D	DEKA FUND INVESTMENT RE/ A-HORCH-FONDS	0	173.100	173.100
**D	DEKA INVEST GMBH RE BODENSEE-FONDS	0	1.700	1.700
**D	DEKA INVESTMENT GMBH RE DEKA-BR 20	0	1.408	1.408
**D	DEKA INVEST MAUBORN-STROMBURG-FONDS	0	13.500	13.500
**D	DEKA INVEST RE KOMMUNAL-TUT-BALANCED -FO	0	12.500	12.500
**D	DEKA INVESTMENT GMBH RE VER 03-FONDS	0	5.254	5.254
**D	DEKA INVE GMBH RE DEKA-PRIVATVORSORGE AS	0	85.000	85.000
**D	DEKA INVEST GMBH RE AGR DENA	0	17.575	17.575
**D	DEKA INV. GMBH RE ROLAND MASTERFONDS	0	22.369	22.369
**D	DEKA INVESTMENT GMBH RE A ABAL 91 FONDS	0	7.180	7.180
**D	DEKA INV. GMBH RE BAUTZEN FUNDMASTER	0	65.000	65.000
**D	DEKA INVESTMENT GMBH RE PENSIONS-FONDS MA	0	3.162	3.162
**D	DEKA INVESTMENT GMBH RE A-SKGO-FONDS	0	12.500	12.500
**D	DEKA INVESTMENT GMBH RE LANDSBERG-FONDS	0	5.300	5.300
**D	DEKA INVESTMENT GMBH RE A-ASD FONDS	0	24.000	24.000
**D	DEKA INVESTMENT GMBH RE A-AMISIA-FONDS	0	60.000	60.000
**D	DEKA INVESTMENT GMBH RE A-KSK FULDA-FUND	0	22.000	22.000
**D	DEKA INVESTMENT GMBH RE S BROKER I FONDS	0	4.530	4.530
**D	DEKA INVESTMENT GMBH RE A WITTRING ICR F	0	3.650	3.650
**D	DEKA INVEST GMBH RE HURPERTZ GLOBAL	0	919	919
**D	DEKA INVESTMENT GMBH RE DEKA BIV-B	0	2.048	2.048
**D	DEKA INVESTMENT GMBH RE A-GOTHA-FONDS	0	16.400	16.400
**D	DEKA INVEST. A-NORDHAUSEN 2-FONDS	0	13.350	13.350
**D	DEKA INVEST GMBH RE A-HAM-FONDS	0	17.407	17.407
**D	DEKA INVESTMENT GMBH RE BRODO INVEST	0	7.166	7.166
**D	DEKA INVEST GMBH RE SVN II FONDS	0	24.907	24.907
**D	DEKA INV. RE A-STENDALEN-ROLANDFONDS I	0	40.000	40.000

83942/1313

Pagina 5

17  
3.038

Azionisti: 3.046 Tesi:  
Azionisti in proprio: 8 Azionisti in delega.



## LISTA ESITO DELLE VOTAZIONE

Oggetto: Relazione sulla remunerazione (1 Sez.): politica in materia di remunerazione.

FAVOREVOLI

Badge	Ragione Sociale	Proprio	Delega	Totale
**D	DEKA INVESTMENT GMSH RE A-JADE-FUNDS	0	20.000	20.000
**D	DEKA VALDE PLUS	0	73.825	73.825
**D	RACS-FUNDMASTER	0	20.769	20.769
**D	INTERNATIONAL FUND MANAGEMENT S.A. RE IF	0	500.000	500.000
**D	INTERNATIONAL FUND MANAGEMENT S.A. RE IFM	0	165.000	165.000
**D	INTERNATIONAL FUND MANAGEMENT S.A. RE GLO	0	4.300	4.300
**D	DEKA INTERNATIONAL S.A. RE DEKA PRIVATE	0	800	800
**D	DEKA INTERNATIONAL S.A. RE DEKA-NACHHALTIGKEIT BALANCE CF	0	13.432	13.432
**D	DEKA INTERNATIONAL S.A. RE DEKA-EURO PAGARANT	0	461.841	461.841
**D	DEKA INTERNATIONAL S.A. RE DEKA-GLOBA	0	100.000	100.000
**D	INTERNATIONAL FUND MANAGEMENT S.A.	0	523.531	523.531
**D	DEKA INTERNATIONAL S.A. RE DEKA-EUROPAVA	0	10.251	10.251
**D	DEKA INTERNATIONAL S.A. RE DEKA-FUROPA	0	45.924	45.924
**D	REGIME DE RETRAITE DES COLS ELIUS VILLE	0	220.000	220.000
**D	HEXAVEST EUROPE FUND	0	72.579	72.579
**D	FOTIS FONDS INDUSTRIELLE ALLIANCE	0	825.358	825.358
**D	FONDS COMMON REG RETRAITE UNIVERSIT LAV	0	9.200	9.200
**D	FONDS DE SOLIDARITE DES TRAV.QUESEC FTQ	0	20.028	20.028
**D	BOMBARDIER TRUST (CANADA) GLOBAL EQUITY FD	0	179.034	179.034
**D	THE BOMBARDIER TRUST (UK)	0	51.834	51.834
**D	CIDEL BANK & TRUST INC AS TRUSTEE	0	36.812	36.812
**D	HEXAVEST DMCNSTAINED VAL FD	0	8.754	8.754
**D	TEACHERS' RETIREMENT SYSTEM OF THE CITY OF NEW YORK	0	7.673	7.673
**D	FCP CM-CIC EURO ACTIONS	0	109.666	109.666
**D	FCP Avenir ALIZES	0	180.261	180.261
**D	FCP CM FRANCE ACTIONS	0	920	920
**D	SICAV C I P E C	0	860.180	860.180
**D	FCP UNION FRANCE	0	35.500	35.500
**D	UNION EUROPE VALUE	0	208.195	208.195
**D	FCP UNION EUROPE	0	554.498	554.498
**D	SICAV MONT	0	400.173	400.173
**D	FCP UNION LONG SHORT EUROPE	0	55.000	55.000
**D	FCP GAILLON RENDEMENT	0	13.951	13.951
**D	FCP CIC TECHNO COM	0	205.809	205.809
**D	FCP BROMENIART AVENIR	0	73.000	73.000
**D	FCP BRONGIART RENDEMENT	0	50.000	50.000
**D	FCP TRANSAT PATRIMOINE 2	0	240.000	240.000
**D	FCP CH RIVER LABORATOIRES FRANCE	0	120.000	120.000
**D	FCP CAPSUGEL	0	2.066	2.066
**D	FCP PROVENCE DIVERSIFIE	0	3.000	3.000
**D	FCP C ET A	0	230	230
**D	1262 FCP BEIR FRANCE	0	1.500	1.500
			81	81

LISTA ESITO DELLE VOTAZIONE

Oggetto: Relazione sulla remunerazione (1 Sez.): politica in materia di remunerazione.

FAVOREVOLI

Badge	Ragione Sociale	Proprio	Delega	Totale
**D	BALL PACKAGING EUROPE	0	1.000	1.000
**D	CEPE AREVA ACTIONS	0	31.896	31.896
**D	APA SOLIDARITE FCP	0	1.235	1.235
**D	ACM ACTIONS PLUS	0	5.255	5.255
**D	ACM ACTIONS	0	3.993	3.993
**D	FCF SCORE ACTIONS	0	1.000	1.000
**D	FCF TWY 2018	0	1.000	1.000
**D	FCF FAMILLE FERRAND	0	949	949
**D	DIVINE PROVIDENCE JMM	0	1.000	1.000
**D	FCF PACSH FINANCE	0	2.000	2.000
**D	FCF DOSKOWIEY	0	700	700
**D	FCF CASIMIERI	0	10.000	10.000
**D	FCF PSGH	0	11.000	11.000
**D	FCF BHV	0	11.000	11.000
**D	FCPE FCP OCP	0	5.520	5.520
**D	FLONADA	0	720	720
**D	BARCLAYS FRANCE 30-70	0	5.000	5.000
**D	FCPE AI DIVERSIFIE	0	1.795	1.795
**D	SCORE CAIUS	0	1.500	1.500
**D	FCF SEQUOIA	0	2.000	2.000
**D	F F M 26	0	1.469	1.469
**D	FCF C.A.A.A. 66	0	716	716
**D	FCF DEM DIVERSIFICATION	0	643	643
**D	FCF SCORE IMPALA	0	1.334	1.334
**D	FCF FRIEURE MARQUET	0	1.697	1.697
**D	LV INVEST	0	4.400	4.400
**D	RP FAMILY	0	764	764
**D	POINCARE II	0	3.500	3.500
**D	FCF SCORE THANEY	0	606	606
**D	FCF SCORE SAINT JOSEPH	0	575	575
**D	FCF SCORE RILLAUD	0	849	849
**D	FCF SCORE ORMESSON	0	2.320	2.320
**D	FCF SCORE M O	0	643	643
**D	FCF SCORE GALIEN	0	2.831	2.831
**D	FCF SCORE RUMEX	0	1.776	1.776
**D	FCF SCORE AD BESANCON	0	1.992	1.992
**D	FCF PIPE LINE SOD EUROPEEN	0	2.030	2.030
**D	FCF PATRIMOINE PLACEMENT 5	0	1.036	1.036
**D	FCF PATRIMOINE PLACEMENT 3	0	2.174	2.174
**D	FCB-PATRIMOINE PLACEMENT 2	0	653	653
**D	MONSANTO ACTIONS	0	2.290	2.290
**D	LENMARK DYNAMIQUE	0	3.130	3.130
**D	FCF-GUTENBERG	0	2.377	2.377

839421315

Pagina 7

17  
3.038

3.046 Teste:  
8 Azionisti in delega:

Azionisti in proprio:  
8 Azionisti in proprio:

83942/1316

LISTA ESITO DELLE VOTAZIONE

Oggetto: Relazione sulla remunerazione (1 Sez.): politica in materia di remunerazione.

FAVOREVOLI

Badge	Ragione Sociale	Proprio	Delega	Totale
**D	FCP GROUPE FORD FRANCE	0	2.648	2.648
**D	FCP GESTION PLACEMENT 1	0	743	743
**D	1515 FCP GERARD FERRIER	0	1.180	1.180
**D	1448 FCP GE FACTOPRANCE	0	3.000	3.000
**D	FRESCALE DIVERSIFIE	0	6.480	6.480
**D	1584 FCP FERTILSODEBO	0	3.209	3.209
**D	FCP EUROP ASSISTANCE DIVERSIFIE	0	1.020	1.020
**D	FCP ESSO DIVERSIFIE	0	40.000	40.000
**D	FCP EPSON FRANCE DIVERSIFIE	0	3.000	3.000
**D	FCP CRYOSTAR FRANCE	0	452	452
**D	FCP BROUARDEL AVENIR	0	8.000	8.000
**D	FCP JBA	0	4.200	4.200
**D	FCP OFFENSIP AIR LIQUIDE EXPANS	0	8.843	8.843
**D	FCPE FONCIL	0	11.110	11.110
**D	FCPE CONVERGENCE ACTIONS EUROPE	0	200	200
**D	FCPE CONGREGATION DES SOEURS DE LA CROIX	0	373	373
**D	FAMEM F	0	1.091	1.091
**D	LES BROYERES	0	1.100	1.100
**D	FCPE GROUPE SAMSE	0	8.008	8.008
**D	FCP ASSOC GROUPE SAINT SAUVEUR	0	1.782	1.782
**D	FCP 6347	0	1.527	1.527
**D	FCP PYRENEES GLOBAL	0	4.696	4.696
**D	SICAV METISS	0	7.100	7.100
**D	FCP EPTA	0	3.317	3.317
**D	FCP AREFEGE ACTIONS	0	20.500	20.500
**D	FCP SCORE M A R S	0	83	83
**D	FCPE ACCOR DIVERSIFIE	0	3.593	3.593
**D	FCP SCORE SIGMA	0	3.810	3.810
**D	FCP DAY SOLVAY	0	12.000	12.000
**D	FCP SCORE SAME	0	1.879	1.879
**D	FCP SCORE 2012	0	1.129	1.129
**D	ADREA DIVERSIFIE FRANCHE COMCE	0	2.054	2.054
**D	FCP MARIE	0	2.467	2.467
**D	FCP SAINT ARBOGAST	0	1.611	1.611
**D	FCP UNI 1	0	18.790	18.790
**D	FCP JET SERVICES	0	5.000	5.000
**D	1504 FCP THALES AVIONICS	0	3.192	3.192
**D	STAUBLI 80 20 CREDIT MUTUEL FCPE	0	5.000	5.000
**D	STAUBLI 50 50 CREDIT MUTUEL FCPE	0	5.000	5.000
**D	VALORACTIIONS	0	18.000	18.000
**D	FCPE COFACE	0	5.000	5.000
**D	FCP SCORE 620	0	692	692
**D	FCP JCD FIVE	0	10.000	10.000



LISTA ESITO DELLE VOTAZIONE

Oggetto: Relazione sulla remunerazione (1 Sez.): politica in materia di remunerazione.

FAVOREVOLI

Badge	Ragione Sociale	Proprio	Delega	Totale
**D	FCP TROUVU	0	217	217
**D	FCPE LAGARDEKE PUBLICITE AUDIO	0	412	412
**D	FCP CAGNI	0	12.140	12.140
**D	FCP GAILLON 130 30	0	9.645	9.645
**D	FCP ES GESTION EQUILIBRE	0	131.626	131.626
**D	FCP ES DYNAMIQUE	0	59.550	59.550
**D	DEKA VERMOGENSMANAGEMENT GMBH RE KEPPeler	0	25.000	25.000
**D	DEKA VERMOG GMBH RE PRIV BANK.STRUKTUR	0	20.000	20.000
**D	DEKA VERMOGENSMANAGEMENT GMBH RE LINGOHR	0	84.334	84.334
**D	DEKA VERMOGENSMANAGEMENT GMBH RE LINGOHR	0	205.929	205.929
**D	VIDACRIKA SAU	0	2.307.180	2.307.180
**D	CALXABANK ASSET MANAGEMENT SCIC SA	0	334.684	334.684
**D	MANNING AND NAPIER FUND INC BLEND EQ ASSET MODERATE SERIES	0	1.455	1.455
**D	MANNING AND NAPIER FUND INC PRO BLEND EXTENDED TERM SERIES	0	11.130	11.130
**D	MANNING AND NAPIER FUND INC. INTERNATIONAL SERIES	0	198.484	198.484
**D	MANNING AND NAPIER FUND INC PRO BLEND MAXIMUM TERM SERIES	0	8.820	8.820
**D	MANNING AND NAPIER FUND INC. -BLEND ED ASSET EXTENDED SERIES	0	3.245	3.245
**D	D. E. SHAW VALUE ALL COUNTRY ALPHA EXTENSION	0	608.212	608.212
**D	MANNING AND NAPIER FUND INC PRO BLEND MODERATE TERM SERIES	0	6.575	6.575
**D	ALAS INV SERVICESMORRIAN INV	0	84.263	84.263
**D	OLD WESTBURY LARGE CAP STRATEGIES FUND AWTN JUDSON X LA LONDE	0	902.667	902.667
**D	LUNA STAFF AND AFFILIATES PENSION FUND	0	57.231	57.231
**D	LEUNA NATIONAL INDUSTRIAL PENSION FUND	0	54.789	54.789
**D	BEVABOC DEPOSITARIOINVEST FUNDS	0	360.550	360.550
**D	UMD INVESTMENT PARTNERSHIP COMPANY	0	1	1
**D	N AND I FRO BANK OF THE WEST	0	9.125	9.125
**D	BNYMCIL CGF WESQ LA	0	29.508	29.508
**D	BS ZURICH VIDA	0	69.109	69.109
**D	FRANKLIN TEMP SINGAM CLB GRW FD	0	16.289	16.289
**D	STATE OF WISCONSIN INVESTMENT BOARD	0	3.753.127	3.753.127
**D	DESERT MUTUAL EMPLOYEE PENSION PLAN TRUST	0	50.172	50.172
**D	AUTORIDADE MONETARIA DE MACAO	0	145.670	145.670
**D	SUBSIDIZED SCHOOLS F FUND WOSPHERN	0	25.940	25.940
**D	WILLIS TOWERS WATSON GROUP TRUST	0	26.304	26.304
**D	THE HARTFORD RETIREMENT PLAN TRUST FOR US EMPLOYEES	0	51.102	51.102
**D	POWERSHARES S AND P INT DEVELOPED LOW DEVELOPED LOW	0	6.533	6.533
**D	LEGG MASON INTERNATIONAL LOW VOLATILITY HIGH DIVIDEND ETF	0	56.381	56.381
**D	OLD WESTBURY ALL CAP ESG FUND	0	11.367	11.367
**D	INTERNATIONAL EQUITY FUND	0	154.982	154.982
**D	KAPITALFORNINGEN END INVEST GLOBALE ARTIER II	0	9.973	9.973
**D	KAPITALFORNINGEN END INVEST GLOBALE ARTIER III	0	31.905	31.905
**D	US INTERNATIONAL EQUITY FUND	0	79.528	79.528
**D	US GLOBAL MARKET NEUTRAL FUND	0	14.590	14.590

83942/1317

*[Handwritten signature]*

Page 9

17  
3.038

Teste:  
Azionisti in proprio: 8  
Azionisti in delega:

1046

Azionisti in proprio: 8  
Azionisti in delega:



83942/1318

## LISTA ESITO DELLE VOTAZIONI

Oggetto: Relazione sulla remunerazione (1 Sez.): politica in materia di remunerazione.

FAVOREVOLI

Badge	Ragione Sociale	Proprio	Delega	Totale
**D	55002 DP EUROPAELSKKE AKTIER	0	300.634	300.634
**D	55041 KUP GLOBALE AKTIER IV	0	4.457	4.457
**D	QS STRATEGIC REAL RETURN FUND	0	5.776	5.776
**D	MAN INTERNATIONAL ICVC MAX DYNAMIC ALLOCATION FUND	0	5.550	5.550
**D	NON US EQUITY MERS PORT 4 L3V	0	132.100	132.100
**D	MEBA PENSION TRUST - DEFINED BENEFIT PLAN	0	14.400	14.400
**D	DT INTERNATIONAL STOCK INDEX FUND	0	127.230	127.230
**D	GREAT WEST CORE STRATEGIES INTERNATIONAL EQUITY FUND	0	11.466	11.466
**D	AST QMA INTL CORE EQUITY FORT FOME	0	80.120	80.120
**D	AST FRK K2 GAR PORT GUB EQ FMC8	0	7.865	7.865
**D	GEORGIA TECH FOUNDATION INC	0	68.434	68.434
**D	THE BANK OF NEW YORK MELLON (INTERNATIONAL) LIMITED AS TRUSTEE FOR LIONTRUST EUROPEAN ENHANCED INCOME FUND	0	56.107	56.107
**D	THE BANK OF NEW YORK MELLON (INTERNATIONAL) LIMITED AS TRUSTEE FOR LIONTRUST EUROPEAN INCOME FUND	0	152.038	152.038
**D	LEGAL AND GENERAL UCITS ETF PLC	0	82.166	82.166
**D	CADENCE GLOBAL EQUITY FUND LP	0	3.555	3.555
**D	OROM SPEED HOLDINGS LLC	0	1.517	1.517
**D	VANGUARD FTSE ALL-WORLD EX US INDEX FUND	0	4.412.634	4.412.634
**D	VANGUARD EUROPEAN STOCK INDEX FUND	0	4.888.520	4.888.520
**D	INVECO STRATEGIC DEVELOPED EX-US ETF	0	53.312	53.312
**D	WESPATH FUNDS TRUST	0	15.129	15.129
**D	CF MITON UK MULTI CAP INCOME FUND	0	560.593	560.593
**D	ALAMOSA LLC	0	3.729	3.729
**D	VY FRANKLIN INCOME PORTFOLIO	0	14.406	14.406
**D	VY TEMPLETON FOREIGN EQUITY	0	225.380	225.380
**D	STICHTING SPOORWEGPENSIOENFONDS	0	47.665	47.665
**D	STICHTING SFOORWEGPENSIOENFONDS	0	15.142	15.142
**D	INVECO S AND P EUROPE 350 EQUAL WEIGHT INDEX ETF	0	4.423	4.423
**D	WESTERN METAL INDUSTRY PENSION TRUST	0	89.057	89.057
**D	NOM US EQUITY MANAGERS PORTFOLJO 3 OFF SHORE MASTER I.P.	0	65.365	65.365
**D	THE CONSOLIDATED EDISON PENSION PLAN MASTER TRUST	0	171.531	171.531
**D	DEP OF SSGA NORUS EQUITY N1	0	10.174	10.174
**D	DEP OF SSGA NORUS EQUITY N2	0	17.646	17.646
**D	DEP OF SSGA NORUS EQUITY B1	0	11.378	11.378
**D	DEP OF SSGA NORUS EQUITY B2	0	9.953	9.953
**D	USBK TR QRR GBL TAC ALL FUND	0	2.761	2.761
**D	CENTRAL PENSION FUND OF THE INTERNATIONAL UNION OF OPERATINGENGINEERS AND PARTICIPATING EMPLOYERS	0	88.954	88.954
**D	MINISTERS AND MISSRES BENEFIT BFD OF AMERICAN BPTSE CHURCHES	0	24.552	24.552
**D	VOYA GLOBAL HIGH DIVIDEND LOW VOLATILITY FUND	0	4.170	4.170
**D	GNPF COL SAFE GINNA Q	0	4.900	4.900
**D	GRANT SCHOOLS PROVIDENT FUND	0	991	991
**D	SUBSIDIZED SCHOOLS PROVIDENT FUND	0	23.964	23.964
**D	IQ 500 INTERNATIONAL ETF	0	25.989	25.989

Azionisti in proprio: 3.046

Azionisti in delega: 3.038

Pagina 10

LISTA ESITO DELLE VOTAZIONE

Oggetto: Relazione sulla remunerazione (1 Sez.): politica in materia di remunerazione.

FAVOREVOLI

Badge	Ragione Sociale	Proprio	Delega	Totale
**D	PE SSCR INTL EQ TAX	0	20.031	20.031
**D	CERVURITE INTERNATIONAL LLC	0	41.890	41.890
**D	MARANIC II LLC	0	3.527	3.527
**D	MIRF FISHER FRN LRG	0	180.909	180.909
**D	MIRF MFS FOREIGN LARGE	0	143.498	143.498
**D	MIRF ARROWSTREET FORBIGNL	0	218.171	218.171
**D	OSMIA GLOBAL EQUITY	0	8.251	8.251
**D	BRAP QUANT GUBL VAL EQTY	0	1.433	1.433
**D	MULTI ADVISOR FUNDS INTERNATIONAL EQUITY VALUE FUND	0	64.460	64.460
**D	INTL EQUITY FUND MCDORIAN	0	1.359.072	1.359.072
**D	DRMA LTD	0	66.728	66.728
**D	TENNESSEE VALLEY AUTHORITY	0	25.548	25.548
**D	CARDENCE GLOBAL EQUITY FUND LP	0	765	765
**D	CENTRAL PENSION FUND OF THE INT. UNION OF OPERATINGENGINEERS AND PARTICIPATING EMPLOYERS	0	128.494	128.494
**D	WF FAIRM STATE STREET GLOBAL SRV	0	130.584	130.584
**D	IOWA PUBLIC EMPLOYERS RETIREMENT SYSTEM	0	91.421	91.421
**D	ALICNY BLACKROCK GEL EQUITY	0	1.908	1.908
**D	C9W CITW FD PARAMETRIC	0	7.231	7.231
**D	GLOBAL ATLANTIC BLACKROCK DISCIPLINED INTERNATIONAL CORE PORTFOLIO	0	28.843	28.843
**D	GLOBAL ATLANTIC GOLDMAN SACHSGLOBAL EQUITY INSIGHTS PORTFOLIO	0	6.077	6.077
**D	FIRE AND POLICE PENSTON ASSOCIATION OF COLORADO	0	44.662	44.662
**D	GETF GABELLI GLOBAL GOLD	0	450.000	450.000
**D	GETF GABELLI MR G I	0	61.500	61.500
**D	RWSF CIT ACWI	0	592.779	592.779
**D	RWSF CIT AEMERUS	0	818.950	818.950
**D	RWSF CIT EAFE	0	1.282.225	1.282.225
**D	ARROWSTREET COLLECTIVE INVESTMENT TRUST	0	14.250	14.250
**D	BRIDGEWATER TAILORED ALL WEATHER FUND L P	0	149.667	149.667
**D	GEFX GLOBEFXINTLALCAPTR	0	101.700	101.700
**D	WILK MULTI MSR ALT FD ANALYTIC INV	0	16.428	16.428
**D	RCB AVOIRS OPCVM	0	988.458	988.458
**D	RCB AVOIRS FIA	0	130.150	130.150
**D	TEXAS UTILITIES QUAL NDT PARTNERSHIP	0	3.770	3.770
**D	FIDELITY SALEM STREET TRUST FIDELITY SAI INTERNATIONAL INDEX FUND	0	1.304.681	1.304.681
**D	GS GLOBAL EQUITY FUND	0	82.036	82.036
**D	CORONATION FUND MANAGERS FTY LIMITED	0	11.160	11.160
**D	TSE ALAIN LEGER FAMILY TRUST	0	20.410	20.410
**D	VANGUARD GLOBAL DIVIDEND FUND	0	1.689	1.689
**D	VIDENT INTERNATIONAL EQUITY FUND	0	176.684	176.684
**D	U S BANK NATIONAL ASSOCIATION	0	4.081.972	4.081.972
**D	USBK REGIONAL TRANSPORTATION DSPP	0	3.662	3.662
**D	R905-FRE S LUND RES TR FEO B LUND	0	1.865	1.865
**D	Passo Fre s LUND REV TR	0	1.674	1.674

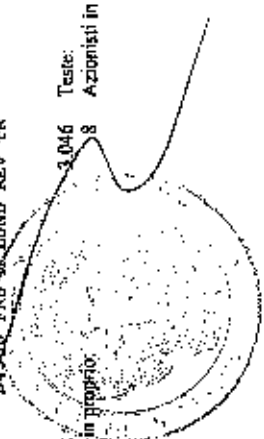
83942/1319

*[Handwritten signature]*

Pagina 11  
17  
1.038

Azionisti: 1.046  
Azionisti in proprio: 8  
Azionisti in delega: 8

Teste: 8



83942/1320

## LISTA ESITO DELLE VOTAZIONI

Oggetto: Relazione sulla remunerazione (1 Sez.): politica in materia di remunerazione.

FAVOREVOLI

Badge	Ragione Sociale	Proprio	Delega	Totale
**D	ELIZABETH E. RIORDAN 1997 TR MANNING	0	1.149	1.149
**D	ALMEIDA FAMILY LEGACY TR MANNING	0	628	628
**D	JAMES J BAKEE 1987 TRUST MANNING	0	2.565	2.565
**D	E C DELL TRUST MANNING AND NAPIER ADV	0	708	708
**D	J G FENCIK TR-MANNING AND NAPIER SUB	0	1.916	1.916
**D	STANLEY H MENDOWS 90 TR-MANNING NAP	0	4.793	4.793
**D	DEBORAH A. SCHMIDT REV TR-MANNING	0	782	782
**D	FRANCELLI FDN, INC. (SPECIAL)-MANNING	0	1.475	1.475
**D	THE MALUTH FAMILY TRUST-MANNING-SUB	0	706	706
**D	BUNERATTY HOLDINGS, LLC-MANNING INTL	0	638	638
**D	OLIVE MC CARTHY 2009 TRUST-MANNING	0	862	862
**D	CATHERINE SLARK TR MANNING AND NAPIER	0	728	728
**D	TANGLIN CLAYMORE LLC MANNING	0	725	725
**D	JEFFREY S AROMIN REV TRUST SUB	0	3.166	3.166
**D	CJB CRUT 5 A 01 MANNING	0	3.152	3.152
**D	CJB CRUT II 11 27 06 MANNING	0	1.650	1.650
**D	CJB FAMILY TR 06-15-00-MANNING	0	1.742	1.742
**D	BARBARA S BLUHM REV TR MANNING INTL	0	705	705
**D	OPUS FINANCIAL LLC MANNING AND NAPIER	0	4.229	4.229
**D	L S BUONANNO MANNING AND NAPIER	0	984	984
**D	L BUCANNO TR TEMPLE SMITH SR M AND N	0	1.919	1.919
**D	WILLIAM FOOTE 95 TR MANNING AND NAPIER	0	849	849
**D	THOMAS C GAPUTIS REV TR MANNING	0	860	860
**D	GOLDER 2007 FPM TR MANNING AND NAPIER	0	1.328	1.328
**D	GRUSECKI NEXGEN LLC MANNING AND NAPIER	0	674	674
**D	PATRICK R HANS MANNING AND NAPIER	0	513	513
**D	J MCCARTNEY 12-30-97 MANNING-NAPIER	0	1.997	1.997
**D	G MCPACHLAN DECL TR-MANNING-NAPIER	0	1.292	1.292
**D	JOHN M MC DOWOUGH YEAR HAY AND NAPIER	0	1.051	1.051
**D	MORRIS 1992 GIFT TR FOR ELLEN M AND N	0	710	710
**D	QUIGG VENTURES LLC MANNING AND NAPIER	0	2.105	2.105
**D	POND 2007 FAMILY TRUST MANNING SUB	0	824	824
**D	A BERGDOLL REV TR MANNING AND NAPIER	0	755	755
**D	U S BANK NATIONAL ASSOCIATION	0	747	747
**D	1135 APG DME STOCK SEL	0	33.119	33.119
**D	1145 APG DME NUMERIC	0	4.105.961	4.105.961
**D	1171 APG DME CCL	0	1.139.040	1.139.040
**D	1253 APG DME CORE EG	0	951.900	951.900
**D	1256 APG DME ENERGY	0	6.233.500	6.233.500
**D	2048 APG DME LACM GL	0	3.281.000	3.281.000
**D	2049 APG DME ARROWST	0	720.924	720.924
**D	SSGA GLOBAL TEMC STRAT POOL	0	2.968.970	2.968.970
			5.534	5.534

Azionisti:  
Azionisti in proprio:3.046  
8Teste:  
Azionisti in delega:17  
3.038

Pagina 12

LISTA ESITO DELLE VOTAZIONE

Oggetto: Relazione sulla remunerazione (1 Sez.): politica in materia di remunerazione.


FAVOREVOLI

Badge	Ragione Sociale	Proprio	Delega	Totale
**D	THE MANUFACTURERS LIFE INSURANCE COMPANY	0	149.873	149.873
**D	WF FIRST CLEARING LLC	0	15.785	15.785
**D	PANAGONA RISK PARITY MULTI ASSET MASTER FUND LTD	0	40.533	40.533
**D	JULES K LASER MANNING AND NAPIER	0	683	683
**D	PAUL ARTHUR BOMDER PAGE LEIGH HONOUR JT TEN	0	711	711
**D	UNIVERSITY OF WISCONSIN	0	70.029	70.029
**D	THE BANK OF NEW YORK MELLON EMPLOYEE BENEFIT COLLECTIVE INVESTMENT FUND PLAN	0	2.060.339	2.060.339
**D	BNYM EB DYNAMIC SMTH MCM	0	139.500	139.500
**D	CF DV INTERNATIONAL STOCK INDEX FUND	0	110.722	110.722
**D	CF DV DYNAMIC GROWTH FUND	0	29.100	29.100
**D	PRINCIPAL FUNDS INC DIVERSIFIED REAL ASSET FUND	0	188.992	188.992
**D	PHILADELPHIA GAS WORKS PENSION PLAN	0	3.601	3.601
**D	FIRST STATE INVESTMENTS ICVC FIRST STATE DIVERSIFIED GROWTH FUND	0	2.505	2.505
**D	VAERDIPAPIRFONDEN SPARINVEST INDEX GLOBALE AKTIER ETIK KL ID SPARINVEST	0	8.200	8.200
**D	SAN FRANCISCO CITY AND COUNTY EMPLOYEES RETIREMENT SYSTEM	0	280.053	280.053
**D	STICHTING DEPOSITARY ABG DEVELOPED MARKETS EQUITY POOL	0	551.242	551.242
**D	THE COMMONWEALTH FUND	0	1.536	1.536
**D	THE UNIVERSITY COURT OF THE UNIVERSITY OF GLASGOW	0	15.522	15.522
**D	BRIDGE BUILDER INTERNATIONAL EQUITY FUND	0	95.619	95.619
**D	BCT POOLED INVESTMENT FUND SERIES DYNAMIC EUROPEAN EQUITY FUND	0	319.945	319.945
**D	BCT POOLED INVESTMENT FUND SERIES SMARTEUROPEAN EQUITY FUND	0	27.962	27.962
**D	IVY PROSHARES MSCI ACWI INDEX FUND	0	5.640	5.640
**D	V S BANK NATIONAL ASSOCIATION	0	38.272	38.272
**D	AARP FOUNDATION	0	7.820	7.820
**D	AARP INSURANCE PLAN	0	9.936	9.936
**D	VAITECK VECTORS UCITS STES PLC	0	505	505
**D	SAN DIEGO COUNTY EMPLOYEES RETIREMENT ASSOCIATION	0	46.599	46.599
**D	JOHN D. SPEARS REVOCABLE TRUST	0	61.500	61.500
**D	CAROL SPEARS TRKE3506002 JOHN SPEARS	0	1.975	1.975
**D	JOHN D SPEARS GRAT 1 DTD 2 20 2009 FIONARA SPEARS	0	5.225	5.225
**D	JOHN SPEARS GRAT 1 DTD	0	11.225	11.225
**D	FOREST FOUNDATION	0	443	443
**D	SEGGIOIA FOUNDATION	0	89	89
**D	STEWARTSHIP FOUNDATION	0	1.916	1.916
**D	NEW TRUST NUMBER ONE	0	293	293
**D	1975 IRREV TRUST OF C D WEYERHAEUSER	0	3.351	3.351
**D	CDM 73 IRR PARA GL	0	3.088	1.088
**D	R K MELLON INTERNATIONAL FUND	0	76.357	76.357
**D	TEMPLETON GLOBAL BALANCED FUND	0	396.243	396.243
**D	VX TEMPLETON GLOBAL GROWTH PORTFOLIO	0	118.583	118.583
**D	BAL-INTL INTERNATIONAL VALUE FUND	0	9.030	9.030
**D	PAC-SEL OMNIBUS CUSTODY	0	210	210
**D	FORBESSHARES S. AND P INTERNATIONAL DEVELOPED HIGH DIVIDEND LOW VOLATILITY PORTFOLIO	0	6.391	6.391

83942/1321

Pagina 13  
17  
1.038

Azionisti  
Azionisti in delega: 3.046  
Azionisti in proprio: 8



8394 2/322

## LISTA ESITO DELLE VOTAZIONE

Oggetto: Relazione sulla remunerazione (1 Sez.): politica in materia di remunerazione.  
FAVOREVOLI

Badge	Ragione sociale	Proprio	Delega	Totale
**D	BMO FBO ST LOUIS CARDENTRETS TEMPLETON	0	159.877	159.877
**D	NON US EQUITY MANAGERS PORTFOLIO 1 SERIES	0	38.471	38.471
**D	NKB SI CUMULUS VALUE	0	31.560	31.560
**D	NKB SI VALDE AKTIER	0	379.131	379.131
**D	NKB SII EUROPE VALUE	0	66.158	66.158
**D	NKB SII GLOBAL AKTIER MIN RISIKO	0	21.259	21.259
**D	NKB SI VALDE EUROPA	0	249.275	249.275
**D	BLACKROCK COMMODITY STRATEGIES FUND OF BLACKROCK FUNDS	0	41.278	41.278
**D	AIF KAP SI II VALDE AKTIER	0	31.275	31.275
**D	EMPLOYEES RETIREMENT SYSTEM OF TEXAS	0	302.189	302.189
**D	GUGGENHEIM WORLD EQUITY INCOME FD	0	41.800	41.800
**D	CVET SERIES B WORLD EQUITY INC SER	0	67.700	67.700
**D	EMPLOYEES RETIREMENT SYSTEM OF TEXAS	0	451.455	451.455
**D	DEUTSCHE XTRAX NSCI ALL WORLD HDG	0	12.310	12.310
**D	EMPLOYEES RETIREMENT SYSTEM OF TEXAS	0	209.290	209.290
**D	EMPLOYEES RETIREMENT SYSTEM OF TEXAS	0	134.000	134.000
**D	BOK MCM DM PEQ	0	96.889	96.889
**D	BOK KIC GAOQIS	0	125.840	125.840
**D	YN PRINU NN PREMIUM DIVIDEND FUND	0	82.113	82.113
**D	ING PARAPLONDS I N.V.	0	525.070	525.070
**D	ACHIT HAI KRUNGLINE SAFE THE ARCHDIOCESE OF HARTFORD INVESTMENT TRUST	0	1.695	1.695
**D	SHCD RENT HAP KRUNGLINE SAFE	0	1.304	1.304
**D	ALASKA PERMANENT FUND CORPORATION	0	739.122	739.122
**D	POWERSHARES S AND F GLOBAL EX CANADA HIGH DIVIDEND LOW VOLATILITY INDEX ETF	0	7.546	7.546
**D	PUBLIC EMPLOYEES RETIREMENT SYSTEM OF MISSISSIPPI	0	378.099	378.099
**D	IQ GLOBAL RESOURCES ETF	0	39.074	39.074
**D	PS FTSE LO BT EQ WT FORT	0	7.378	7.378
**D	WATWEST DEF SPF EUROPE EQ SSGA	0	57.416	57.416
**D	THE SUBTRATE OF OMAN MINISTRY OF DEFENCE PENSION FUND	0	65.100	65.100
**D	GAMMA EMIRATES INVESTMENTS LLC	0	5.417	5.417
**D	GREATLINK SUPREME INTTECH	0	341	341
**D	GREATLINK SUPREME ACADIAN	0	30.165	30.165
**D	CEP DEF IP EUROPEAN EQUITY	0	4.343.984	4.343.984
**D	CEP DEF IP GLOBAL EX UK EMHAN IND	0	5.764	5.764
**D	CSP DEF IP EUROPEAN EQTY INCOME	0	898.669	898.669
**D	CEP DEF IP EUROPEAN HIGH INCOME	0	25.065	25.065
**D	CEP DEF IP GLOBAL TARGETED RE FUND	0	751.024	751.024
**D	WILMINGTON MULTIMANAGER INTERNATIONAL FUND	0	67.305	67.305
**D	WIMM MULTI MGR FD JO HAMBRO	0	176.800	176.800
**D	56053 IP GLOBAL EQUITIES I	0	156.126	156.126
**D	MONUS EQUITY MGRSPORT I ACADIANAN	0	1.902	1.902
**D	AST PRU GRWTH ALL PTF OMA SAFE PDFF	0	106.376	106.376
**D	PS FTSE RAFI EU UCITS ETF BNYMTCIL	0	3.902	3.902

Pagina 14

Azionisti: 3.046 Tesor.: 17  
 Azionisti in proprio: 8 Azionisti in delega: 3.038

LISTA ESITO DELLE VOTAZIONE

Oggetto: Relazione sulla remunerazione (1 Sez.): politica in materia di remunerazione.

FAVOREVOLI

Badge	Regione Sociale	Proprrio	Delega	Totale
**D	POWERSHARES GLOBAL FUNDS IRELAND PLC	0	11.597	11.597
**D	VANECK VECTORS NATURAL RESOURCE ETF	0	17.408	17.408
**D	PS SP INTL DEVEL QUALITY PORTFOLIO	0	16.279	16.279
**D	PS FTSE RAFI DEVEL MAR EX US PORT	0	425.618	425.618
**D	PUBLIC EMPLOYEES RETIREMENT ASSOCIATION OF NEW MEXICO	0	384.546	384.546
**D	BNYMIL GIG EUROPEAN EQ ALTER TRAD	0	75.430	75.430
**D	FT DOW JONES GLOBAL SEL DIV IND FD	0	258.392	258.392
**D	PRUDENTIAL INVESTMENT PORTFOLIOS INC PRUDENTIAL BALANCED FUND	0	5.839	5.839
**D	PRU QMA WILD FD INC PRU INT EQTY	0	87.038	87.038
**D	PSF CONSERVATIVE BAL PORTF QMA	0	4.231	4.231
**D	PSF FLEXIBLE MANAGED PORTF QMA	0	6.450	6.450
**D	AST JPM GL THEM PORT 2 INT EME PDWB	0	144.524	144.524
**D	ADVANCED SERIES TRUST AST NEW DISCOVERY ASSET	0	59.518	59.518
**D	AST BLARK GLOBAL STRAT PT TE PDDB	0	12.932	12.932
**D	GREAT WEST INTERNATIONAL INDEX FUND	0	180.783	180.783
**D	STICHTING BEDRIJFSTAKPENSIOENFONDUS VOOR DESOETWARENINDUSTRIE	0	31.509	31.509
**D	BNYMIL PS ST HINDLAVI WOLTS ETF	0	16.999	16.999
**D	ALLSTATE LIFE INSURANCE COMPANY	0	13.587	13.587
**D	LMLF NUMERIC EUROPE CORE	0	63.580	63.580
**D	FFI INTL EQUITY INDEX FUND	0	193.202	193.202
**D	BNYMIL LAZARD GBL MANAGED VOL FD	0	31.301	31.301
**E	BNYDE CF EURISIMA BAFE TOTAL RETN FD	0	3.506	3.506
**D	FFI OVERSEAS FD PMC	0	102.835	102.835
**D	BNYUD CF CANLIPE GLOBAL EQ INC FUND	0	42.437	42.437
**D	CTU RE STANLIB GLOBAL EQUITY FD AB	0	14.139	14.139
**D	CTJ RE STANLIB GLOBAL EQ ARR USD	0	117.235	117.235
**D	INTERNATIONALE KAPITALANLAGEGESELLSCHAFT MBH ON BEHALF OF PFI NR	0	16.440	16.440
**D	KAPITALANLAGEGESELLSCHAFT MBH	0	49.409	49.409
**D	INTERNATIONALE KAPITALANLAGEGESELLSCHAFT MBH	0	7.485	7.485
**D	ALLSTATE INSURANCE CO BLACKROCK	0	9.893	9.893
**D	IQ 50 PERCENT HEDGED FTSE INTL ETF	0	49.789	49.789
**D	IQ 50 PERCENT HEDGED FTSE EURO ETF	0	2.446	2.446
**D	GSK TEMPLETON	0	327.322	327.322
**D	GS ACTIVE BETA INTL EQUITY ETF	0	192.929	192.929
**D	GS ACTIVEBETA EUROPE ETF	0	6.647	6.647
**D	DB FISHER INVEST	0	26.657	26.657
**D	AXA MPS FINANCIAL DAC	0	800.000	800.000
**D	BLACKROCK GLOBAL FUNDS	0	152.399	152.399
**D	DEUTSCHE XTR MSCI EMU HDG EQ ETF	0	16.292	16.292
**D	VOYA INTERNATIONAL INDEX PORTFOLIO	0	280.639	280.639
**D	VOYA EURO STOXX 50 INDEX PORTFOLIO	0	336.345	336.345
**D	VOYA-BALANCED PORT INTL VALUE	0	7.714	7.714
**D	THE AMERICAN UNIVERSITY IN CAIRO	0	3.415	3.415

83942/13B

*[Handwritten signature]*

Pagina 15

17  
3.038

Azionisti in proprio: 3.046 Teste: 8  
Azionisti in delega: 3.038

*[Handwritten signature]*

83942/1326

## LISTA ESITO DELLE VOTAZIONE

Oggetto: Relazione sulla remunerazione (1 Sez.): politica in materia di remunerazione.  
FAVOREVOLI

Badge	Ragione Sociale	Proprio	Delega	Totale
**D	ERYF ATTIVO CAPITAL	0	11.810	11.810
**D	CC COL EAFE Q UN 2	0	5.400	5.400
**D	CC COL EAFE Q UN 1	0	4.200	4.200
**D	NMFF COL EAFE NMP Q	0	10.900	10.900
**D	DABC MQ SSGA TAX	0	1.157	1.157
**D	DABC Q SSGA INTL TC	0	4.795	4.795
**D	ZSGF STATE STREET INEL EQ	0	170.844	170.844
**D	SEATTLE CITY EMPLOYERS RETIREMENT SYSTEM	0	27.188	27.188
**D	SEMPRA ENERGY PENSION MASTER TRUST	0	69.141	69.141
**D	AF81 LABOR SELECT INTL EQ	0	715.535	715.535
**D	INVESTINGSTORINGEN LAEGERNES INVEST.	0	4.022	4.022
**D	AIF 21194 LPI ANT EUROPA II	0	210.923	210.923
**D	BLI AQUILA LIFE EUROPEAN EQUITY	0	2.148.870	2.148.870
**D	AST JPM BC CAPITAL PRESERV PD4G	0	10.948	10.948
**D	BLI ASCENT LIFE EUROPEAN	0	356.800	356.800
**D	ST PF UNILEVER FOS SCREENING PANEUR	0	50.405	50.405
**D	BR GLOBAL OPE PORT EQUITY SLEEVE	0	472.787	472.787
**D	BLI AQUILA LIFE MSCI WORLD FUND	0	579.521	579.521
**D	BLI AQUILA LIFE FTSE RAFI DEVELOPED	0	26.080	26.080
**D	NPL RB EQ DEV MIRA	0	97.395	97.395
**D	PFI MULTI MGR EQTY LMG SHRT FD TRC	0	2.858	2.858
**D	PFI SYSTEMATEX INTERNATIONAL FD PSI	0	356.758	356.758
**D	BNVMD ETF TEMPLETON GROWTH FUND	0	79.400	79.400
**D	BLACKROCK ALL CAP ENERGY RESOURCES	0	236.066	236.066
**D	DEUTSCHE XTRKS MSCI EURO CCYBDG	0	8.494	8.494
**D	ARC RB EQ DEV KAITOS	0	4.200	4.200
**D	MVP HEALTH PLAN INC	0	387	387
**D	POWERSHARES PUREBETA FTSE DEVELOPED EX NORTHAMERICA PORTFOLIO	0	810.431	810.431
**D	BOA PENSION PLAN MONRIAN	0	233.515	233.515
**D	SBSA GEPF BLACKROCK EQUITY	0	29.519	29.519
**D	AARP FISHER INV INTL	0	43.531	43.531
**D	ATSE GOLDMAN INTL	0	542.610	542.610
**D	ROWF GT ALPHA EXT OBS	0	2.409.059	2.409.059
**D	ROWF GT ACWI EX US	0	91.592	91.592
**D	ROWF GT ALPHAXTENSUS	0	42.372	42.372
**D	ROWF GT ALPHAXTERAPE	0	35.574	35.574
**D	ROWF GT ALPHAXTENSUS	0	263.746	263.746
**D	FRANFAS GROUP INC 401 K SAVINGS PLAN	0	894.901	894.901
**D	DEUTSCHE XTRKS MSCI EAFE CCYHDG	0	332	332
**D	DVHF DIV RSK HI DIV US EQ	0	648	648
**D	DVHF DIV RSK HI DIV GL EQ	0	126	126
**D	OWHF PAN CIBL STK SELATK	0	23.925	23.925
**D	PETF DR NON US EQUITY GT	0		

Pagina 16

Azionisti: 3.046 Teste: 17  
 Azionisti in proprio: 8 Azionisti in delega: 3.038



LISTA ESITO DELLE VOTAZIONE

Oggetto: Relazione sulla remunerazione (1 Sez.): politica in materia di remunerazione.

FAVOREVOLI

Badge	Ragione Sociale	Proprio	Delega	Totale
**D	ASV RB EQ DEV MEXER	0	29.452	29.452
**D	DEX FTSE DEV EX US COMP FACTOR	0	6.643	6.643
**D	AB FOODS HEXNVEST	0	48.879	48.879
**D	FEDERATED INTERNATIONAL LEADERS FD	0	1.379.258	1.379.258
**D	CLSF TEMPLETON	0	109.736	109.736
**D	RTC EMULATION	0	18.327	18.327
**D	SAEF SCE PANAGORA QUAL	0	60.448	60.448
**D	SCEF MOMBRIAN	0	183.609	183.609
**D	BOA PENSION SSGA	0	151.467	151.467
**D	SPARTAN INTL INDEX	0	4.856.155	4.856.155
**D	BELLSOUTH CORP RFA VEBB TRUST	0	47.526	47.526
**D	MILLPEWELL US LP	0	4.621	4.621
**D	ICSEEG	0	109.395	109.395
**D	DREYFUS INDEX FUND IMC DREYFUS INTERNATIONAL STOCK INDEX FUND	0	112.497	112.497
**D	BNYM INTL EQUITY INCORP FUNDS	0	342.300	342.300
**D	IFIF FISHER ASSET MGMT	0	63.213	63.213
**D	TS AND W COLLECTIVE INVESTMENT TRUST TS AND W INTERNATIONAL LARGE CAP EQUITY TRUST	0	603.400	603.400
**D	MNYF SSGA INTL EQUITY	0	12.510	12.510
**D	NHTF FISHER INVESTMENTS	0	147.195	147.195
**D	SHELL PENSION TRUST	0	72.597	72.597
**D	SHELL PENSION TRUST	0	45.846	45.846
**D	UPMC HEALTH SYSTEM TRUST	0	93.715	93.715
**D	UPMC BASIC RETIREMENT PLAN MASTER TRUST	0	54.897	54.897
**D	MF VALERO ENERGY CORP PENS PLANER	0	161.558	161.558
**D	WF NIGHTS OF COLUMBUS MAST TR SSGA	0	26.648	26.648
**D	WF AND CO CASH PLAN MONUM INV PT	0	418.929	418.929
**D	SLI GLOBAL ABSOLUTE RET STRATEGIES	0	1.501.349	1.501.349
**D	AVIVO CAPITAL	0	19.010	19.010
**D	FIDELITY PURITAN TRUST FIDELITY LOW PRICED STOCK K6 FUND	0	483.912	483.912
**D	THE EUROPEAN CENTRAL BANK	0	111.448	111.448
**D	MAN FUNDS PLC	0	7.550	7.550
**D	GS KOKOSAI EQTY MASTER FD BNYMTCIL	0	78.059	78.059
**D	VIRTUS VARIABLE INSURANCE TRUST VIRTUS VARIABLE INSURANCE TRUST	0	257.423	257.423
**D	WELLINGTON DIVERSIFIED INTL	0	1.094.452	1.094.452
**D	BLACKROCK ACWI USWI	0	820.062	820.062
**D	MOMBRIAN EMERGING MARKETS EQUITY TREASURER OF THE STATE OF NORTH CAROLINA EQUITY INVESTMENT FUND POOLED TRUST	0	3.335.544	3.335.544
**D	HP INC MASTER TRUST	0	10.101	10.101
**D	HP INC MASTER TRUST	0	231.586	231.586
**D	UEJF MCM MSCI WORLD FD	0	30.974	30.974
**D	DIOCESE OF VENICE PENSION PLAN AND TRUST	0	6.602	6.602
**D	MTC-VERMONT A RECTIFICORAL RISK RETENTION GROUP	0	59.790	59.790
**D	PITTSBURGH THEOLOGICAL SEMINARY OF THE PRESBYTERIAN CHURCH	0	12.075	12.075

83942/1325

3.046 Teste.  
8 Azionisti in delega.



Azionisti in delega: 17  
Azionisti in delega: 3.038

LISTA ESITO DELLE VOTAZIONE

Oggetto: Relazione sulla remunerazione (I Sez.): politica in materia di remunerazione.

FAVOREVOLI

Badge	Ragione Sociale	Proprio	Delega	Totale
**D	PUBLIC EMPLOYEE RETIREMENT SYSTEM OF IDAHO	0	132.971	132.971
**D	PUBLIC EMPLOYEE RETIREMENT SYSTEM OF IDAHO	0	408.149	408.149
**D	PUBLIC EMPLOYEE RETIREMENT SYSTEM OF IDAHO	0	807.481	807.481
**D	CEBF LEBIA ATIVO IE	0	13.430	13.430
**D	RAYTHEON MASTER PENSION TRUST	0	168.114	168.114
**D	MINNESOTA LIFE INSURANCE COMPANY	0	50.394	50.394
**D	STICHTING BEWAARDER ACHMEA BELEGINGSPODUS A1M AWW E7AF2026002	0	572.233	572.233
**D	INVESCO FUNDS	0	9.378.459	9.378.459
**D	NSNF PARA EAFE MONTI	0	19.270	19.270
**D	NSNF PARA EAFE PI 1	0	12.770	12.770
**D	NSNF PARA EAFE PI 2	0	11.784	11.784
**D	VANGUARD INTL HIGH DIV YLD INDEX FD	0	318.021	318.021
**D	CITY OF NEW YORK DEFERRED COMPENSATION PLAN	0	947.676	947.676
**D	HGHF HGHLD EQ FRETILITY LLC	0	404.560	404.560
**D	HGHF HGHLD PRNF WLGSTN	0	223.516	223.516
**D	HGHF HGHLD EQ FRETLEMENTN	0	247.279	247.279
**D	HGHF HGHLD PRNF WLGSTN CF	0	124.917	124.917
**D	MCINILEY CAPITAL COLLECTIVE INVESTMENT TRUST	0	30.670	30.670
**D	VANGUARD GLOBAL MINROM VOLILITY FUND	0	180.000	180.000
**D	BAVF NSEFC FISHER GBL FQ	0	18.194	18.194
**D	PGPF PG E QUALIFIED PANGOGRA EAFE	0	51.657	51.657
**D	PGVF SSGA	0	1.358	1.358
**D	ZVK DEAM SPK	0	62.000	62.000
**D	BNYMCIL MAN NUMERIC GLOBAL EQ TR	0	25.380	25.380
**D	DOW NL BRANDS	0	166.115	166.115
**D	TS AND W INTERNATIONAL LARGE CAP EQUITY FUND	0	193.500	193.500
**D	A2L INTERNATIONAL INDEX FUND	0	300.296	300.296
**D	A3L BLACKROCK GLOBAL ALLOCATIONFUND	0	1.874	1.874
**D	BGP WORLD ENERGY FD NAT RES	0	1.739.628	1.739.628
**D	KRESGE IA CAPITAL EAFE SUN2	0	25.554	25.554
**D	DEUTSCHE XTRK MSCI STH EUR HDG ETF	0	1.246	1.246
**D	BNYMCIL FT EURO ALPHADEX UCITS ETF	0	132.106	132.106
**D	CASSY FF ARROWSTREET	0	31.449	31.449
**D	COUNTY EMPLOYEES ANNUITY AND BENEFIT FUND OF COOK COUNTY	0	100.023	100.023
**D	COUNTY EMPLOYEES ANNUITY AND BENEFIT FUND OF COOK COUNTY	0	34.610	34.610
**D	DRAE FRANKLIN INTL	0	109.754	109.754
**D	MSV LIFE P I, C	0	96.517	96.517
**D	DS BANK GOIDEMARK WORLD EX US FUND	0	36.646	36.646
**D	DS BANKCHIEFMAN FIRST FAMILY LPP	0	2.500	2.500
**D	US BK DUNHAM INTERNATL STOCK FUND	0	79.423	79.423
**D	USBK VALUESHARES INF QUAN VALUE ETF	0	109.940	109.940
**D	USBK BRIEF NONDRAIN INVT FTPS LTD	0	2.967.150	2.967.150
**D	USBK EAGLE INTERNATIONAL STOCK FD	0	6.451	6.451

LISTA ESITO DELLE VOTAZIONE

Oggetto: Relazione sulla remunerazione (1 Sez.): politica in materia di remunerazione.

FAVOREVOLI


Badge	Ragione Sociale	Proprio	Delega	Totale
**D	USBK AHAI RHUMBLINE ADVISERS	0	5.242	5.242
**D	USBK PSRS CITY ST LOUIS ATIVO	0	6.400	6.400
**D	USBK AMERICAN HEART ASSOCIATION INC	0	3.220	3.220
**D	LLNS LLC AND LANS LLC DEFINED BENEFIT PLAN GROUP TRUST	0	262.566	262.566
**D	LAWRENCE LIVERMORE NATIONAL SECURITY LLC AND LOS ALAMOS NATIONAL SECURITY LLC DEFINED BENEFIT PLAN GROUP TRUST	71.330	0	71.330
**D	LADY MPTI FISHER INV	0	13.336	13.336
**D	LADY WELLMARK FISHER INV	0	41.020	41.020
**D	COUNTY AND MUNICIPAL GOVERNMENT CAPITAL IMPROVEMENT TRUST FUND	0	28.000	28.000
**D	ARFF FS W	0	91.400	91.400
**D	RSEF1501 GLOBAL EQ HEXEVEST	0	79.742	79.742
**D	RASFE002 NON US EQ MONDRIAN	0	357.941	357.941
**D	CYBE ATIVO CAPITAL MGMT	0	21.500	21.500
**D	AP7 EQUITY FUND	0	2.867.561	2.867.561
**D	JM ERIP RAFI BAFE	0	121.453	121.453
**D	LUCENT TECHNOLOGIES INC DEFINED CONTRIBUTION PLAN MASTER TRUST	0	394.806	394.806
**D	HRNF MFS INSTITUTIONAL AD	0	57.893	57.893
**D	LMSG GLOBAL MULTICAP FUND	0	420	420
**D	UA LOCAL UNION OFFICERS AND EMPLOYEES PENSION FUND	0	52.398	52.398
**D	PLUMBERS AND PIPEFITTERS NATIONAL PENSION PLAN	0	124.867	124.867
**D	LUCENT TECHNOLOGIES INC MASTER PENSION TRUST	0	194.407	194.407
**D	PMPT INKA FONDS	0	63.861	63.861
**D	PMPT INKA FONDS	0	87.976	87.976
**D	GOOSE LEVEN EV	0	42.500	42.500
**D	VIRGINIA RETIREMENT SYSTEM	0	556.880	556.880
**D	VIRGINIA RETIREMENT SYSTEM	0	604.589	604.589
**D	SCA LAZARO	0	20.232	20.232
**D	CEP DEP IP EURO EX UK EMH IND PD	0	1.890	1.890
**D	INVESCO PERPETUAL GLOBAL TARGETED INCOME FUND	0	3.942	3.942
**D	ABEPT INVESTMENT MANAGEMENT PLC	0	402.575	402.575
**D	INTERNATIONALE KAPITALANLAGESELLSCHAFT MBH ACTING FOR ACCOUNT OF INKA PBEARK	0	163.308	163.308
**D	INTERNATIONALE KAPITALANLAGESELLSCHAFT MBH ACTING FOR ACCOUNT OF INKA PBEARK	0	5.139	5.139
**D	ACW HEMITT COLLECTIVE INVESTMENT TRUST	0	47.284	47.284
**D	AMERICAN FUNDS GLOBAL BALANCED FUND	0	27.505	27.505
**D	CFA COP PSERS PSERS ACMI X US INDEX	0	2.800.000	2.800.000
**D	CFA COP PSERS WELLINGTON COMMODITY COMMONWEALTH OF PENNSYLVANIA PUBLIC SCHOOL EMPLOYEES RETIREMENT SYSTEM	0	272.597	272.597
**D		0	359.911	359.911
**D	ING COP TREAS PWP RHUMBLINE MSCI	0	24.118	24.118
**D	ENSIGN PEAK FISHER INVESTMENTS	0	283.626	283.626
**D	LOUISIANA STATE ERS MSCI EXUS INDEX	0	209.800	209.800
**D	LOUISIANA-STATE ERS MONDRIAN LG CAP	0	439.480	439.480
**D	NO-PERS MELLON CAPITAL INDEX	0	739.841	739.841

83942/1387

*[Handwritten signature]*

Pagina 19  
17  
3.038

Azionisti in proprio: 3.046  
Azionisti in delega: 8



03042/1328

LISTA ESITO DELLE VOTAZIONE

Oggetto: Relazione sulla remunerazione (I Sez.): politica in materia di remunerazione.

FAVOREVOLI

Badge	Regione Sociale	Proprid	Delega	Totale
**D	NV PERS SSGN EAFE INDEX PUBLIC EMPLOYEES RETIREMENT SYSTEM OF NEVADA	0	578.611	578.611
**D	NV ASIF ALLACBERNSTN INTL EQ	0	17.743	17.743
**D	TEA BLACKROCK INC INFL	0	592.157	592.157
**D	UTC EBHEC BLACKROCK UNITED TECHNOLOGIES CORPORATION MASTER RETIREMENT	0	10.354	10.354
**S	HELM2 PENSION PLAN FT	0	314.193	314.193
**D	STATE BOARD OF ADMINISTRATION OF FLORIDA	0	17.267	17.267
**D	AST GS MULTI ASSET FORT LIQ PDHS	0	35.320	35.320
**D	FOOL RE L AND G NSCI EQ	0	44.214	44.214
**D	BLL AQUIL LIFGL03000 FREN WHF INDEF	0	232.456	232.456
**D	ADVANCED SERIES TRUST AST GOLDMAN SACHS MULTI ASSET PORTFOLIO	0	91.369	91.369
**D	PENN SERIES DEV INTL INDEX FUND	0	15.106	15.106
**D	PACIFIC LIFE FUNDS PL INTERNATIONAL VALUE FUND	0	84.217	84.217
**D	PF INTERNATIONAL LARGE CAP FUND	0	35.712	35.712
**D	BNYMTD BLK NAT RES GRWTH AND INC FD	0	49.700	49.700
**D	BNYMTD BLK COMF EUR EQ TRCK FD INV	0	1.596.107	1.596.107
**D	FLORIDA RETIREMENT SYSTEM	0	8.670	8.670
**D	FLORIDA RETIREMENT SYSTEM	0	189.291	189.291
**D	FLORIDA RETIREMENT SYSTEM	0	128.464	128.464
**D	FLORIDA RETIREMENT SYSTEM	0	34.840	34.840
**D	BLACKROCK WORLD EX FLORIDA RET SYS	0	572.503	572.503
**D	FLORIDA RETIREMENT SYSTEM	0	1.853.568	1.853.568
**D	ACADIAN ALL COUNTRY WORLD BK US FUND	0	26.066	26.066
**D	METROPOLITAN WATER RECLAMATION DISTRICT RETIREMENT FUND	0	32.158	32.158
**D	OPERATING ENGINEERS LOCAL 101 PENSION FUND	0	72.669	72.669
**D	PENSION FUND OF THE CHRISTIAN CHURCH DISCIPLES OF CHRIST	0	171.136	171.136
**D	PENSION RESERVES INVESTMENT TRUST FUND	0	2.466.584	2.466.584
**D	SAVANNAH RIVER NUCLEAR SOLUTIONS LLC MASTER TRUST	0	91.521	91.521
**D	EMPLOYEES RETIREMENT SYSTEM OF THE STATE OF HAWAII	0	155.669	155.669
**D	BELL ATLANTIC MASTER TRUST	0	370.316	370.316
**D	VEBA PARTNERSHIP NLP	0	18.100	18.100
**D	VOYA INTERNATIONAL CORE FUND	0	68.610	68.610
**D	DUKE ENERGY QUALIFIED NUCLEAR DECOMMISSIONING	0	58.430	58.430
**D	PUBLIC SCHOOL TEACHERS PENSION AND RETIREMENT FUND OF CHICAGO	0	10.606	10.606
**D	OPPENHEIMER GLOBAL REVENUE ETF	0	2.124	2.124
**D	OPPENHEIMER INTERNATIONAL REVENUE ETF	0	3.886	3.886
**D	ZOETWARREN ROBECO MANAGED	0	16.093	16.093
**D	INDIANA PUBLIC RETIREMENT SYSTEM	0	510.525	510.525
**D	INDIANA UNIVERSITY FOUNDATION SHOWALTER HOUSE	0	101.127	101.127
**D	PUBLIC EMPLOYEES RETIREMENT SYSTEM OF MISSISSIPPI	0	355.890	355.890
**D	SCHOOL EMPLOYEES RETIREMENT SYSTEM OF OHIO	0	407.321	407.321
**D	THE BANK OF NEW YORK MELLON CORPORATION RETIREMENT PLANS MASTER TRUST	0	180.178	180.178
**D	BOARD OF PENSIONS OF THE EVANGELICAL LUTHERAN CHURCH IN AMERICA	0	747.058	747.058
**D	JOHN S AND JAMES L KNIGHT FOUNDATION	0	19.460	19.460

LISTA ESITO DELLE VOTAZIONE

Oggetto: Relazione sulla remunerazione (1 Sez.): politica in materia di remunerazione,

FAVOREVOLI

Esigee	Ragione Sociale	Proprio	Delega	Totale
**D	THE STATE OF CONNECTICUT ACTING THROUGH ITS TREASURER	0	354.501	354.501
**D	THE STATE OF CONNECTICUT ACTING THROUGH ITS TREASURER	0	598.740	598.740
**D	THE STATE OF CONNECTICUT ACTING THROUGH ITS TREASURER	0	22.680	22.680
**D	SOUTH CAROLINA RETIREMENT SYSTEMS GROUP TRUST	0	367.084	367.084
**D	UNC BENEFIT BOARD INC	0	140.303	140.303
**D	DPS GROUP TRUST	0	654.905	654.905
**D	INTERNATIONAL BANK FOR RECONSTRUCTION AND DEVELOPMENT	0	13.005	13.005
**D	INTERNATIONAL BANK FOR RECONSTRUCTION AND DEVELOPMENT	0	22.778	22.778
**D	INTERNATIONAL BANK FOR RECONSTRUCTION AND DEVELOPMENT	0	143.603	143.603
**D	PRUDENTIAL INVESTMENT PORTFOLIO 2 PRUDENTIAL QMA INTL DEVELOPED MKT'S INDEX FUND	0	13.540	13.540
**D	ENERGY INSURANCE MUTUAL LIMITED	0	6.993	6.993
**D	METROPOLITAN LIFE INSURANCE COMPANY	0	49.437	49.437
**D	CENTRAL STATES SOUTHEAST AND SOUTHWEST AREAS PENSION FUND	0	171.291	171.291
**D	IOWA PUBLIC EMPLOYERS RETIREMENT SYSTEM	0	41.789	41.789
**D	SHERIFFS PENSION AND RELIEF FUND	0	22.485	22.485
**D	TGKT TEMPLETON GLOBAL BALANCED FUND	0	21.270	21.270
**D	OPPENHEIMER INTERNATIONAL ULTRA DIVIDEND REVENUE ETF	0	1.582.500	1.582.500
**D	RWC FUNDS	0	3.130	3.130
**D	ALLIANCEBERNSTEIN FUND DYNAMIC	0	618.466	618.466
**D	NUMERIC EUROPEAN EQUITY FUND	0	12.742	12.742
**D	WELLS FARGO LUX	0	21.750	21.750
**D	KOKUSAI EQUITY INDEX FUND	0	23.000	23.000
**D	CONSULTING GROUP CAPITAL	0	51.937	51.937
**D	TRUST AND CUSTODY SERVICES	0	66.268	66.268
**D	NORTHERN LIGHTS FUND	0	22.417	22.417
**D	CONSULTING GROUP CAPITAL MARKE	0	25.883	25.883
**D	AFFINITY WORLD LEADERS EQUITY	0	282.974	282.974
**D	AB SICAV I ALL MARKET INCOME	0	1.384	1.384
**D	COHEN AND STEERS SICAV	0	13.842	13.842
**D	ELEMENTS INTERNATIONAL PORTFOL	0	1.710	1.710
**D	FGIK ETF TRUST	0	143.397	143.397
**D	BLACKROCK GLOBAL	0	3.063	3.063
**D	BLACKROCK GLOBAL SMALLCAP	0	139.811	139.811
**D	BLACKROCK GLOBAL ALLOCATION	0	16.509	16.509
**D	BLACKROCK GLOBAL ALLOCATION	0	42.177	42.177
**D	NESTLE FRANCE EQUILIBRE	0	2.846	2.846
**D	SG DIVERSIFIE ISR	0	33.054	33.054
**D	SG ACTIONS INTERNATIONALES	0	85.346	85.346
**D	CARPLIG R2	0	136.719	136.719
**D	RARCO QUANT	0	18.000	18.000
**D	SG ACTIONS	0	427.506	427.506
**D	DF6-ACT	0	25.334	25.334
**D		0	90.000	90.000

003942/329

*[Handwritten signature]*

*[Handwritten signature]*

Pagina 21

17  
3.038

Azionisti: 3.046 Teste:  
Azionisti in proprio: 8 Azionisti in delega:

*[Large handwritten signature]*

## LISTA ESITO DELLE VOTAZIONI

Oggetto: Retazione sulla remunerazione (1 Sez.): politica in materia di remunerazione.  
FAVOREVOLI

Badge	Ragione Sociale	Proprio	Delega	Totale
**D	CASSETTS DIVERSIFIE	0	92.246	92.246
**D	SOECAP AP LOW	0	46.362	46.362
**D	SILVER AMUNDI EURO EQUITY	0	383.837	383.837
**D	SILVER INVESCO EURO EQUITY	0	235.558	235.558
**D	SG DIVERSIFIE FRANCE	0	40.507	40.507
**D	SG ACTIONS EUROPE	0	29.406	29.406
**D	DARWIN DIVERSIFIE	0	9.747	9.747
**D	DARWIN DIVERSIFIE	0	27.122	27.122
**D	ACTIONS FRANCAISES	0	26.529	26.529
**D	DIVERSIFIE ACTIONS	0	29.324	29.324
**D	OFI MARKET NEUTRAL	0	129.550	129.550
**D	MAPROT ACTIONS	0	23.000	23.000
**D	SAPHIR INVEST	0	13.000	13.000
**D	SG ACTIONS ENERGIE	0	123.509	123.509
**D	AG ACTIONS EURO VALUE	0	215.975	215.975
**D	SG ACTIONS EUROPE LARGE	0	5.446	5.446
**D	SG ACTIONS EURO SELECTION	0	152.407	152.407
**D	SG AVALOR ALPHA ACTIONS	0	17.545	17.545
**D	PERVALOR ACTIONS	0	20.184	20.184
**D	ETOILE GESTION	0	59	59
**D	2 NUMERIC INVESTORS L.L.C	0	40.470	40.470
**D	ETCILS ACTIONS REINVEST	0	75	75
**D	ETOILE ENERGIE EUROPE	0	1.686	1.686
**D	ETOILE SECTORIELLE EUROPE	0	5.905	5.905
**D	AMTARIUS NOTATION SECTORIELLE	0	1.887	1.887
**D	INVESCO ASSET MANAGEMENT LIMIT	0	96.331	96.331
**D	ETCILE ACTIONS INTERNATIONALES	0	88	88
**D	ETCILE MATIERES PREMIERES	0	45.563	45.563
**D	NRAP ASSURANCES SA	0	253.925	253.925
**D	PROTEC BFP	0	4.727	4.727
**D	BSB AXION-OPPORTUNITY FUND	0	12.000	12.000
**D	AMUNDI FUNDS II-PIONEER FLEXIB	0	159.319	159.319
**D	AMUNDI S.F.-EURO EQ MARKET PLO	0	60.523	60.523
**D	AMUNDI FUNDS II-GLOBAL MULTI-A	0	208.401	208.401
**D	AMUNDI FUNDS II-EURO EQ	0	883.271	883.271
**D	AMUNDI FUNDS II- GLOBAL EQ TAR	0	1.559.780	1.559.780
**D	AMUNDI FUNDS II-EURO EQ VALUE	0	2.258.327	2.258.327
**D	PIONEER INVESTMENTS TOTAL REFU	0	56.211	56.211
**D	AMUNDY FUNDS II- EURO EQ TARGE	0	1.479.424	1.479.424
**D	AMUNDI SOLUZIONI IT CRO 12 19	0	61.439	61.439
**D	AMUNDI SOLUZIONI IT PROG 22 20	0	75.121	75.121
**D	AMUNDI SOLUZIONI IT PROG 03 20	0	67.728	67.728
**D	AMUNDI SOLUZIONI IT PROG 05 20	0	123.449	123.449

Azionisti in proprio: 8

3.046 Tesor.

Azionisti in delega: 8

17

Pagina 22

3.038

LISTA ESITO DELLE VOTAZIONE

Oggetto: Relazione sulla remunerazione (1 Sez.): politica in materia di remunerazione.

FAVOREVOLI

Badge	Regione Sociale	Proprio	Delega	Totale
**D	AMONDI SOLUZIONI IT PROG 06 20	0	82.599	82.599
**D	AMONDI SOLUZIONI IT PROG 08 20	0	95.465	95.465
**D	AMONDI SOLUZIONI IT PR 09 20	0	84.888	84.888
**D	AMONDI S.F. DIV TARGET IN 11 21	0	8.006	8.006
**D	AMONDI SOLUZIONI IT- PR 12 20	0	38.496	38.496
**D	AMONDI SOLUZIONI IT PR 11 20	0	77.401	77.401
**D	AMONDI SOLUZIONI IT-PR 02 21	0	29.474	29.474
**D	AMONDI SOLUZIONI PR 03 21	0	36.415	36.415
**D	AMONDI SOLUZIONI IT PR 05 21	0	36.447	36.447
**D	AMONDI SOLUZIONI IT PROG 06 21	0	30.221	30.221
**D	AMONDI SOLUZIONI IT PROG 08 21	0	18.039	18.039
**D	AMONDI SOLUZIONI IT PROG 09 21	0	27.967	27.967
**D	AMONDI S.F.-DIVERSIFIED TGT IN	0	9.579	9.579
**D	AMONDI SOLUZIONI IT PROG 11 21	0	25.897	25.897
**D	AMONDI SOLUZIONI IT PROG 12 21	0	19.589	19.589
**D	AMONDI SOLUZIONI IT PROG 02 22	0	43.648	43.648
**D	AMONDI SOLUZIONI IT PROG 03 22	0	32.679	32.679
**D	AMONDI SOLUZIONI IT PROG 04 22	0	18.404	18.404
**D	AMONDI SOLUZIONI IT PROG 06 22	0	19.416	19.416
**D	AMONDI SOLUZIONI IT PROG 05 22	0	21.075	21.075
**D	AMONDI SOLUZIONI IT PROG 10 22	0	21.729	21.729
**D	AM SOL IT-PROG CED 12 2022	0	28.565	28.565
**D	AM SOL IT-PROG CED 05 2023	0	17.280	17.280
**D	AM SOL IT-PROG CED 06 2023	0	14.007	14.007
**D	PI IF -EUROPEAN EQUITY	0	197.890	197.890
**D	AMONDI SOLUZIONI IT-PROG AZION	0	19.980	19.980
**D	AMONDI SOLUZIONI IT-PROG 9 22	0	38.804	38.804
**D	AMONDI SOLUZIONI IT PROG 07 25	0	16.589	16.589
**D	OFI FUND - LYXX REAL ASSETS	0	12.241	12.241
**D	AMONDI S.F.-EQ FLAK 60	0	15.278	15.278
**D	ARCO QUANT 2	0	17.643	17.643
**D	ASI PROGETTO CEDOLA 04 2023	0	16.817	16.817
**D	TASPLAN SUPERANNUATION FUND	0	27.852	27.852
**D	COLMIAL FIRST STATE	0	110.044	110.044
**D	EATON VANCE INTERNATIONAL (IRELAND)	0	10.913	10.913
**D	DEKA INVESTMENT GMBH FOR KDF 1	0	29.980	29.980
**D	DEKA INVESTMENT GMBH FOR KDF 3	0	19.400	19.400
**D	DEKA INVESTMENT GMBH FOR SFT 3-FONDS	0	21.664	21.664
**D	JIAA-CREF FUNDS - ENHANCED INTERNATIONAL EQUITY INDEX FUND	0	648.371	648.371
**D	JAPAN TRU SERV BK, LTD. ATF SWTB GBL QUANTITATIVE EQ MOTHER FD	0	42.809	42.809
**D	NET INVESTOR SERIES TRUST-ALLIANCE GLOBAL DYNAMIC ALL PTF	0	215.103	215.103
**D	BRIGHTHOUSE FUNDS TROST 1 - JPMORGAN GEL ACTIVE ALL PORTFOLIO	0	125.596	125.596
**D	BRCS-ALTERNATIVE STRATEGIES INVESTMENTS	0	29.471	29.471

Pagina 23

17  
3.038

3.046 Teste:  
8 Azionisti in delega:

Azionisti  
Azionisti in proprio.

*[Handwritten signature]*

*[Handwritten signature]*

00  
03  
09  
4 2/1331

## LISTA ESITO DELLE VOTAZIONI

Oggetto: Relazione sulla remunerazione (1 Sez.): politica in materia di remunerazione.

FAVOREVOLI

Badge	Ragione Sociale	Proprio	delega	Totale
**D	UBS (US) GROUP TRUST	0	118.053	118.053
**D	COMMONFUND SCREENED GLOBAL EQUITY, LLC	0	10.670	10.670
**D	UAW RETIRE MEDICAL BENEFITS TRUST	0	486.343	486.343
**D	CENTRAL PROVIDENT FUND BOARD	0	13.501	13.501
**D	COMMONFUND DIRECT SERIES LLC - CF T. SOME PRICE EURO EQT SERIE	0	503.951	503.951
**D	CITY UNIVERSITY OF NEW YORK	0	2.985	2.985
**D	FONDS PRIVE GPD ACTIONS INTERNATIONALES	0	45.000	45.000
**D	CALVERT VP ERPF INTERNATIONAL INDEX PORTFOLIO	0	21.945	21.945
**D	DELUXE CORPORATION MASTER TRUST	0	76.498	76.498
**D	CAISSE DE DEPOUT ET PLACEMENT DU QUEBEC	0	2.617.885	2.617.885
**D	AMERICAN BERCON ADVISORS COLLECTIVE INVESTMENT TRUST	0	178.336	178.336
**D	AMERICAN BERCON INTERNATIONAL EQUITY FUND	0	1.247.163	1.247.163
**D	AMERICAN BERCON DIVERSIFIED FUND	0	102.310	102.310
**D	THE REGENTS OF THE UNIVERSITY OF CALIFORNIA	0	1.833.774	1.833.774
**D	LORD ABBETT SEC TRUST-LORD ABBETT INTL DIVIDEND INCOME FUND	0	601.537	601.537
**D	MICROSOFT CORPORATION SAVINGS PLUS 401(K) PLAN	0	379.524	379.524
**D	ALLIANCE GLOBAL DYNAMIC ALLOCATION LLC	0	3.289	3.289
**D	FIDELITY NORTHSTAR FUND	0	1.500.000	1.500.000
**D	FIDELITY GLOBAL INTRINSIC VALUE INVESTMENT TRUST	0	700.000	700.000
**D	FIDELITY GLOBAL GROWTH AND VALUE INVESTMENT TRUST	0	75.000	75.000
**D	ALLIANZGI BEST STYLES GLOBAL EQUITY FUND	0	57.089	57.089
**D	ALLIANZGI BEST STYLES INTERNATIONAL EQUITY FUND	0	12.543	12.543
**D	ALLIANZGI GLOBAL DYNAMIC ALLOCATION FUND	0	9.146	9.146
**D	ALLIANZGI BEST STYLES GLOBAL MANAGED VOLATILITY PORTFOLIO	0	3.676	3.676
**D	MFS INTERNATIONAL EQUITY FUND II	0	813.297	813.297
**D	MFS INTERNATIONAL EQUITY FUND	0	253.325	253.325
**D	FEG SELECT, LLC	0	102.967	102.967
**D	FEDEX CORPORATION EMPLOYEES PENSION TRUST	0	287.490	287.490
**D	EATON VANCE TAX-MANAGED GLOBAL BUY-WRITE OPPORTUNITIES FUND	0	351.386	351.386
**D	FISHER INVESTMENTS INSTITUTIONAL FUNDS PLC	0	2.659	2.659
**D	FIDELITY INVESTMENTS MONEY MANAGEMENT INC	0	346	346
**D	PARAMETRIC INTERNATIONAL EQUITY FUND	0	77.000	77.000
**D	EATON VANCE HEXAVEST GLOBAL EQUITY FUND	0	13.806	13.806
**D	EATON VANCE HEXAVEST INTERNATIONAL EQUITY FUND	0	25.857	25.857
**D	FIS CALREAR FUND, LLC	0	53.023	53.023
**D	FUNDO DE SEGURANCA SOC GOV. DA REGIAO ADM. ESPECIAL DE MACAO	0	63.001	63.001
**D	FRANKLIN TEMPLETON ETF TRUST - FRANKLIN FTSE EUROPE ETF	0	20.608	20.608
**D	FRANKLIN TEMPLETON ETF TRUST - FRANKLIN FTSE ITALY ETF	0	67.257	67.257
**D	FRANKLIN FTSE EUROPE EX U.K. INDEX ETF	0	45.216	45.216
**D	FRANKLIN TEMPLETON ETF TRUST - FRANKLIN FTSE EUROPE HEDGED ETF	0	1.284	1.284
**D	TAX - MANAGED INTERNATIONAL EQUITY PORTFOLIO	0	14.674	14.674
**D	THE GABELLI EQUITY INCOME FUND	0	29.000	29.000
**D	THE GABELLI GLOBAL UTILITY & INCOME TRUST	0	3.000	3.000

Pagina 24

Azionisti: 3.046 Teste: 17  
 Azionisti in proprio: 8 Azionisti in delega: 3.038



LISTA ESITO DELLE VOTAZIONE

Oggetto: Relazione sulla remunerazione (1 Sez.): politica in materia di remunerazione.

FAVOREVOLI

Badge	Ragione Sociale	Proprio	Delega	Totale
**D	HARBOR OVERSEAS FUND	0	17.354	17.354
**D	MERCEUR GS INTERNATIONAL EQUITY FUND	0	119.094	119.094
**D	GENERAL ELECTRIC PENSION TRUST	0	215.125	215.125
**D	RUSSELL INVESTMENT COMPANY RUSSELL TAX-MANAGED INTL EQ FUND	0	132.961	132.961
**D	RUSSELL INVESTMENT COMPANY MULTIFACTOR INTERNATIONAL EQUITY F	0	193.660	193.660
**D	PARTNERS HEALTHCARE MASTER TRUST FOR ERISA ASSETS	0	113.987	113.987
**D	HAND COMPOSITE EMPLOYEE BENEFIT TRUST	0	29.338	29.338
**D	PIMCO BALANCED INCOME FUND (CANADA)	0	11.370	11.370
**D	THE HARTFORD INTERNATIONAL GROWTH FUND	0	321.409	321.409
**D	HARTFORD INTERNATIONAL EQUITY FUND	0	378.526	378.526
**D	THE HARTFORD INTERNATIONAL VALUE FUND	0	2.013.636	2.013.636
**D	THE HARTFORD GLOBAL REAL ASSET FUND	0	327.556	327.556
**D	THE HARTFORD GLOBAL ALL- ASSET FUND	0	4.066	4.066
**D	HARTFORD HEALTHCARE ENDOWMENT LAC	0	29.966	29.966
**D	HARTFORD HEALTHCARE CORP DEFINED BENEFIT MASTER TR AGREEMENT	0	35.343	35.343
**D	ROCHE U.S. RETIREMENT PLANS MASTER TRUST	0	126.069	126.069
**D	HEALTHONE	0	22.081	22.081
**D	RUSSELL INVESTMENT COMPANY MULTI-ASSET GROWTH STRATEGY FUND	0	48.689	48.689
**D	HEXAVEST ERAF EQUITY FUND	0	75.027	75.027
**D	HEXAVEST ACWI EQUITY FUND	0	16.598	16.598
**D	HEXAVEST WORLD EQUITY FUND	0	231.022	231.022
**D	TRANSAMERICA INTERNATIONAL STOCK	0	861	861
**D	TRANSAMERICA INTERNATIONAL VALUE	0	6.842	6.842
**D	TRANSAMERICA INTERNATIONAL EQUITY	0	3.626.315	3.626.315
**D	TIFF INVESTMENT PROGRAM, INC - TIFF MULTI-ASSET FUND	0	69.743	69.743
**D	TRANSAMERICA INTERNATIONAL EQUITY INDEX VP	0	4.834	4.834
**D	WILLIAM BLAIR SYSTEMATIC INTERNATIONAL LARGE CAP CORE FUND LLC	0	1.520	1.520
**D	HOUSTON MUNICIPAL EMPLOYEES PENSION SYSTEM	0	6.250	6.250
**D	ICOM INTERNATIONAL EQUITY FUND	0	21.000	21.000
**D	FIRST CHURCH OF CHRIST SCIENTIST	0	9.965	9.965
**D	TANGERINE BALANCED INCOME PORTFOLIO	0	5.342	5.342
**D	TANGERINE BALANCED GROWTH PORTFOLIO	0	38.132	38.132
**D	TANGERINE EQUITY GROWTH PORTFOLIO	0	35.814	35.814
**D	MASSMUTUAL SELECT BLACKROCK GLOBAL ALLOCATION FUND	0	40.981	40.981
**D	LAPARD GLOBAL MANAGED VOLATILITY (CANADA) FUND	0	2.739	2.739
**D	TRANSAMERICA BLACKROCK GLOBAL ALLOCATION VP	0	1.321	1.321
**D	MM MSCI ERAF INTERNATIONAL INDEX FUND	0	8.025	8.025
**D	LAZARD WILMINGTON MANAGED VOLATILITY COLLECTIVE TRUST	0	41.071	41.071
**D	SPDR S+P GLOBAL NATURAL RESOURCES ETF	0	16.891	16.891
**D	RUSSELL INVESTMENT COMPANY PLC	0	804.099	804.099
**D	JANUS-CAPITAL MANAGEMENT LLC	0	1.301.451	1.301.451
**D	RUSSELL INVESTMENT COMPANY II PLC	0	536	536
**D		0	126.566	126.566

00 00 00 4 2 1333

*[Handwritten signature]*

*[Handwritten signature]*

Pagina 25

17  
3.038

3.046

Teate: 8

Azionisti in proprio: & Azionisti in delega:

Azionisti in proprio:

Azionisti in delega:

Azionisti in proprio:

Azionisti in delega:

Azionisti in proprio:

## LISTA ESITO DELLE VOTAZIONI

Oggetto: Relazione sulla remunerazione (1 Sez.); politica in materia di remunerazione,

FAVOREVOLI

Badge	Ragione Sociale	Proprio	Delega	Totale
**D	RUSSELL INVESTMENT COMPANY IV PLC	0	90.166	90.166
**D	INVESCO MULTI SERIES FUNDS, LLC- INVESCO GLOBAL TARGETED	0	17.494	17.494
**D	JML/MELLON CAPITAL MSCI WORLD INDEX FUND	0	21.655	21.655
**D	INTECH INTERNATIONAL EQUITY FUND LLC	0	9.467	9.467
**D	INTECH GLOBAL ALL COUNTRY ENHANCED INDEX FUND LLC	0	6.254	6.254
**D	SUNAMERICA SERIES TRUST SA TEMPLETON FOREIGN VALUE PORTFOLIO	0	958.168	958.168
**D	SUNAMERICA SERIES TRUST SA JPMORGAN GLOBAL EQUITIES PORTFOLIO	0	26.917	26.917
**D	SUNAMERICA SERIES TRUST MFS TOTAL RETURN PORTFOLIO	0	64.057	64.057
**D	SUNAMERICA EQUITY FUNDS SUNAMERICA INTERNATIONAL DIV ST FUND	0	69.654	69.654
**D	SEASONS SERIES TRUST-SA LEGG MASON TACTICAL OPPOR PORTFOLIO	0	797	797
**D	SUNAMERICA SERIES TRF-SA GOLDMAN SACHS MULTI-ASS INSIGHTS PORT	0	16.100	16.100
**D	SEASONS SERIES TRUST SA MULTI-MANAGED INT EQUITY PTF	0	3.780	3.780
**D	SUNAMERICA SERIES TRUST- SA BLACKROCK VCF GLO MUL ASSET PTF	0	25.191	25.191
**D	SUNAMERICA SERIES TRUST - SA INTERNATIONAL INDEX PORTFOLIO	0	1.083	1.083
**D	RUSSELL COMMON CONTRACTUAL FUND	0	74.916	74.916
**D	OPENWORLD PUBLIC LIMITED COMPANY	0	24.765	24.765
**D	RUSSELL INVESTMENTS INSTITUTIONAL FUNDS PLC	0	25.529	25.529
**D	MULTI-STYLE, MULTI-MANAGER FUNDS PLC	0	29.104	29.104
**D	STATE STREET GLOBAL SQUITY EX-US INDEX PORTFOLIO	0	204.810	204.810
**D	STATE STREET DISCIPLINED GLOBAL EQUITY PORTFOLIO	0	271.402	271.402
**D	STATE STREET INTERNATIONAL DEVELOPED EQUITY INDEX PORTFOLIO	0	1.470	1.470
**D	MEBERSKA PUBLIC EMPLOYEES RETIREMENT SYSTEMS	0	584.758	584.758
**D	DWS GLOBAL INCOME BUILDER FUND	0	718.051	718.051
**D	DWS GLOBAL INCOME BUILDER VIF	0	48.977	48.977
**D	DWS EAFE EQUITY INDEX FUND	0	8.375	8.375
**D	INVESCO GLOBAL TARGETED RETURNS FUND	0	7.847	7.847
**D	KE INTERNATIONAL EQUITY FUND	0	3.497	3.497
**D	KANSAS PUBLIC EMPLOYEES RETIREMENT SYSTEM	0	256.450	256.450
**D	CAYMAN ISLANDS CHAMBER OF COMMERCE PENSION FUND	0	895.409	895.409
**D	RUMBLINE INTERNATIONAL POOLED INDEX TRUST	0	21.616	21.616
**D	COUNTY OF LOS ANGELES DEFERRED COMPENSATION AND THRIFT PLAN	0	33.266	33.266
**D	INTERNATIONALE KAPITALANLAGEGESSELLSCHAFT MBH FOR DC ELAND EQ	0	34.560	34.560
**D	LVIP BLACKROCK SCIENTIFIC ALLOCATION FUND	0	238.244	238.244
**D	LVIP BLACKROCK GLOBAL ALLOCATION FUND	0	2.124	2.124
**D	LVIP FRANKLIN TEMPLETON GLOBAL EQUITY MANAGED VOLATILITY FUND	0	4.456	4.456
**D	LVIP MORGAN INTERNATIONAL VALUE FUND	0	414.075	414.075
**B	LVIP SSGA INTERNATIONAL INDEX FUND	0	1.724.640	1.724.640
**D	LVIP SSGA DEVELOPED INTERNATIONAL 150 FUND	0	488.643	488.643
**D	SPDR MSCI ACWI IMI ET*	0	357.410	357.410
**D	SPDR MSCI EAFE STRATEGICFACTORS ETF	0	9.622	9.622
**D	SPDR MSCI WORLD STRATEGICFACTORS ETF	0	17.201	17.201
**D	HARTFORD MULTIFACTOR DEVELOPED MARKETS (EX-US) ETF	0	324	324
**D		0	654.711	654.711

LISTA ESITO DELLE VOTAZIONE

Oggetto: Relazione sulla remunerazione (I Sez.): politica in materia di remunerazione.

FAVOREVOLI

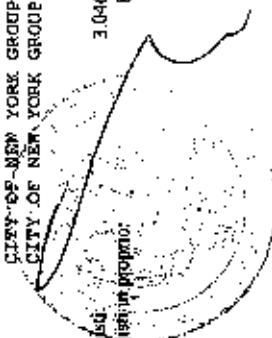
Badge	Regione Sociale	Proprio	Delega	Totale
**D	HARTFORD MULTIFACTOR LOW VOLATILITY INTERNATIONAL EQUITY ETF	0	1.620	1.620
**D	HARTFORD FUNDS MANAGEMENT COMPANY, LLC	0	814	814
**D	COUNTY OF LOS ANGELES SAVINGS PLAN	0	7.185	7.185
**D	ALLIANCEBERNSTEIN INTERNATIONAL ALL-COUNTRY PASSIVE SERIES	0	14.843	14.843
**D	MARYLAND STATE RETIREMENT & PENSION SYSTEM	0	1.409.363	1.409.363
**D	RUSSELL INV MULTI-ASSET FACTOR EXPOSURE FUND	0	67.665	67.665
**D	ALLIANZ GLOBAL INVESTORS GMBH FOR ALLIANZ VERM. EUROPA	0	852.260	852.260
**D	ALLIANZ GLOBAL INVESTORS GMBH FOR ALLIANZ EUROPEAN DIVISION	0	318.223	318.223
**D	THE PRUDENTIAL INSURANCE COMPANY OF AMERICA	0	251.575	251.575
**D	PRUDENTIAL TRUST CO MASTER COMINGLED INV F FOR TAX EXEMPT TR	0	9.210	9.210
**D	MDPIM INTERNATIONAL EQUITY INDEX POOL	0	18.878	18.878
**D	MD INTERNATIONAL VALUE FUND	0	75.798	75.798
**D	MDPIM INTERNATIONAL EQUITY POOL	0	119.219	119.219
**D	MERCER INTERNATIONAL EQUITY FUND	0	696.541	696.541
**D	MGI FUNDS PLC	0	38.432	38.432
**D	MERCER QIF CCF	0	1.177.388	1.177.388
**D	MERCER GLOBAL EQUITY FUND	0	2.054.964	2.054.964
**D	GEA PANTHER FUND L.P	0	478.509	478.509
**D	MORGAN STANLEY INSTITUTIONAL FUND, INC. - REAL ASSETS PORTFOLIO	0	17.490	17.490
**D	MORGAN STANLEY INSTITUTIONAL FUND TR- GL MULTI-ASSET INC PTF	0	1.391	1.391
**D	MUSABHI SMART PREMIA FUND	0	348	348
**D	CITY OF NEW YORK GROUP TRUST	0	20.483	20.483
**D	LEGG MASON FURNING LTD	0	14.100	14.100
**D	BRIGHTHOUSE FUNDS TRUST I - PANAGORA GLOBAL DIV RISK PORTFOLIO	0	6.828	6.828
**D	HARTFORD LIFE INSURANCE COMPANY	0	4.165	4.165
**D	NONTHROP GRUMMAN CORPORATION VERA MASTER TRUST I	0	18.791	18.791
**D	TEXAS MUNICIPAL RETIREMENT SYSTEM	0	6.230	6.230
**D	STATE OF NEW JERSEY COMMON PENSION FUND D	0	391.953	391.953
**D	ONTARIO TEACHERS PENSION PLAN BOARD	0	1.279.333	1.279.333
**D	NORTHWESTERN MUTUAL SERIES FD, INC. - INTERNATIONAL EQ PORTFOLIO	0	1.599.385	1.599.385
**D	NORTHWESTERN MUTUAL SERIES FD, INC. - RESEARCH INTER CORE PORTF	0	2.106.695	2.106.695
**D	BRANDES CANADA INTERNATIONAL EQUITY UNIT TRUST	0	350.193	350.193
**D	BRANDES CANADA INTERNATIONAL EQUITY UNIT TRUST	0	251.154	251.154
**D	BRANDES GLOBAL OPPORTUNITIES FUND	0	13.171	13.171
**D	LAZARD GLOBAL LOW VOLATILITY FUND	0	146.341	146.341
**D	CITY OF NEW YORK GROUP TRUST	0	2.256	2.256
**D	CITY OF NEW YORK GROUP TRUST	0	11.900	11.900
**D	CITY OF NEW YORK GROUP TRUST	0	14.300	14.300
**D	CITY OF NEW YORK GROUP TRUST	0	4.970	4.970
**D	CITY OF NEW YORK GROUP TRUST	0	5.920	5.920
**D	CITY OF NEW YORK GROUP TRUST	0	14.590	14.590
**D	CITY OF NEW YORK GROUP TRUST	0	9.690	9.690
**D	CITY OF NEW YORK GROUP TRUST	0	17.210	17.210

83942/335

*[Handwritten signature]*

Page 27  
17  
3.038

Azionisti in proprio: 3.046  
Azionisti in delega: 8



83942/1336

LISTA ESITO DELLE VOTAZIONE

Oggetto: Relazione sulla remunerazione (1 Sez.): politica in materia di remunerazione.

FAVOREVOLI

Badge	Regione Sociale	Proprio	Delega	Totale
**D	CITY OF NEW YORK GROUP TRUST	0	15.520	15.520
**D	CITY OF NEW YORK GROUP TRUST	0	17.930	17.930
**D	CITY OF NEW YORK GROUP TRUST	0	359.441	359.441
**D	CITY OF NEW YORK GROUP TRUST	0	291.955	291.955
**D	CITY OF NEW YORK GROUP TRUST	0	277.370	277.370
**D	PIMCO EQUITY SERIES:PIMCO RAFI DYNAMIC MULTI-FACTOR INT EQ ETF	0	11.169	11.169
**D	FIDELITY COVINGTON TRUST: FIDELITY TARGETED INT FACTOR ETF	0	1.020	1.020
**D	FIDELITY COMMONWEALTH TRUST II:FIDELITY INTE ENHANCED INDEX FD	0	717.322	717.322
**D	FIDELITY COVINGTON TRUST - FIDELITY INTERNATIONAL HIGH DIV ETF	0	22.542	22.542
**D	FIDELITY COVINGTON TRUST-FIDELITY INT VALUE FACTOR ETF	0	4.334	4.334
**D	GTRA PINEBRIDGE LP	0	41.065	41.065
**D	FIDELITY INTERNATIONAL HIGH DIVIDEND INDEX ETF	0	55.107	55.107
**D	PIMCO FUNDS: GLOBAL INVESTORS SERIES PLC	0	43.840	43.840
**D	PIMCO FUNDS: GLOBAL INVESTORS SERIES PLC	0	13.668	13.668
**D	PIMCO FUNDS: GLOBAL INVESTORS SERIES PLC	0	8.980	8.980
**D	PIMCO FUNDS: GLOBAL INVESTORS SERIES PLC	0	117.636	117.636
**D	PIMCO FUNDS: GLOBAL INVESTORS SERIES PLC	0	2.659	2.659
**D	PIMCO RAE FUNDAMENTAL INTERNATIONAL FUND LLC	0	685	685
**D	PIMCO EQUITY SERIES: PIMCO DIVIDEND AND INCOME FUND	0	345.652	345.652
**D	PIMCO EQUITY SERIES: PIMCO ONE FUNDAMENTAL INTERNATIONAL FUND	0	91.422	91.422
**D	PRINCIPAL DIVERSIFIED REAL ASSET CPT	0	257.939	257.939
**D	PFM MULTI-MANAGER SERIES TRUST - PFM MULTI-MANAGER INT EQ PD	0	56.805	56.805
**D	ARROWSTREET (CANADA) GLOBAL ALL-COUNTRY FUND I	0	17.738	17.738
**D	ARROWSTREET (CANADA) GLOBAL ALL-COUNTRY FUND II	0	740.907	740.907
**D	ARROWSTREET (CANADA) INTL DEVELOPED MARKET EX US FUND I	0	160.830	160.830
**D	ARROWSTREET (CANADA) GLOBAL WORLD FUND I	0	101.941	101.941
**D	ARROWSTREET (CANADA) INT DEV MARKET EX US ALPHA EXT FD II	0	152.269	152.269
**D	PITGMAN WORLD TRUST	0	22.020	22.020
**D	PIMCO GLOBAL MULTI-ASSET FUND	0	10.849	10.849
**D	INTEL CORPORATION RETIREE MEDICAL PLAN TRUST	0	21.006	21.006
**D	ALASKA COMMON TRUST FUND	0	38.854	38.854
**D	THALVENT PARTNER WORLDWIDE ALLOCATION FUND	0	136.649	136.649
**D	RUSSELL INVESTMENTS GLOBAL EQUITY POOL	0	244.360	244.360
**D	RUSSELL INVESTMENTS OVERSEAS EQUITY POOL	0	505.840	505.840
**D	RUSSELL INVESTMENTS MULTI-FACTOR INTERNATIONAL EQUITY POOL	0	30.800	30.800
**D	RUSSELL INSTITUTIONAL FUNDS,LLC-RUSSELL INTL EQUITY FUND	0	49.622	49.622
**D	RUSSELL INSTL FUNDS,LLC-RUSSELL MULTI-ASSET CORE PLUS FUND	0	14.302	14.302
**D	RUSSELL INSTITUTIONAL FUNDS,LLC-RUSSELL GLOB EQ PLUS FUND	0	36.082	36.082
**D	RUSSELL INVESTMENTS OVERSEAS EQUITY FUND	0	145.759	145.759
**D	GOV OF KR THE SULTAN AND YANG DI-PERTUAN OF BRUNEI DARUSSALAM	0	7.392	7.392
**D	BANK OF KOREA	0	19.279	19.279
**D		0	101.056	101.056
**D		0	236.276	236.276

LISTA ESITO DELLE VOTAZIONI

Oggetto: Relazione sulla remunerazione (1 Sez.): politica in materia di remunerazione.

FAVOREVOLI

Badge	Ragione Sociale	Proprio	Delega	Totale
**D	SCS NAVIGATOR FUND, LLC	0	91.710	91.710
**D	BIMCOR OVERSEAS POOLED FUND	0	62.542	62.542
**D	HONG KONG SPECIAL ADMINISTRATIVE REGION GOVERNMENT-EXCHANGE F	0	432.448	432.448
**D	SCOTIA PRIVATE DIVERSIFIED INTERNATIONAL EQUITY POOL	0	38.714	38.714
**D	DEBARDINS DEVEL EX-USA EX-CANADA MULTIF - CONTROLLED VOL ETF	0	10.652	10.652
**D	SSGA MSCI ACWI EX-USA INDEX NON-LENDING DAILY TRUST	0	67.510	67.510
**D	HONG KONG HOUSING AUTHORITY	0	45.040	45.040
**D	THE UNIVERSITY OF HONG KONG	0	17.696	17.696
**D	STATE SPRETT IRELAND UNIT TRUST	0	354.809	354.809
**D	STANDARD LIFE INV GLO ABS RETURN STRAT MASTER FUND LTD.	0	562.080	562.080
**D	GTAAN - SL LP	0	131.934	131.934
**D	SSGA SPDR ETFS EUROPE I PUBLIC LIMITED COMPANY	0	299.177	299.177
**D	SSGA SPDR ETFS EUROPE II PUBLIC LIMITED COMPANY	0	2.428.849	2.428.849
**D	SIR DAVID TRENCH FUND FOR RECREATION	0	2.930	2.930
**D	SIERRA/TEMPLETON INTERNATIONAL EQUITY TRUST	0	161.772	161.772
**D	SUNSUPER SUPERANNUATION FUND	0	408.657	408.657
**D	CALIFORNIA PUBLIC EMPLOYEES RETIREMENT SYSTEM	0	11.221.479	11.221.479
**D	ROMAN CATHOLIC BISHOP OF SPRINGFIELD A CORPORATION SOLE	0	2.905	2.905
**D	DELTASHARES S+P INTERNATIONAL MANAGED RISK ETF	0	33.850	33.850
**D	TEACHER RETIREMENT SYSTEM OF TEXAS	0	5.609.042	5.609.042
**D	CALIFORNIA STATE TEACHERS RETIREMENT SYSTEM	0	9.068.981	9.068.981
**D	INTEL RETIREMENT PLANS COLLECTIVE INVESTMENT TRUST	0	127.273	127.273
**D	TEMPLETON INTERNATIONAL EQUITY FUND	0	2.779.918	2.779.918
**D	TENNESSEE CONSOLIDATED RETIREMENT SYSTEM	0	1.251.418	1.251.418
**D	AXA SWISS INSTITUTIONAL FUND - EQUITIES GLOBAL EX SWITZERLAND	0	12.800	12.800
**D	PINEBRIDGE GLOBAL FUNDS	0	92.314	92.314
**D	UNITED GLOBAL RESOURCES FUND	0	7.517	7.517
**D	UBS (IRE) ETF PLC	0	37.894	37.894
**D	SO CA UFCW UNIONS AND FOOD EMPLOYERS JOINT PENSION TRUST FUND	0	226.193	226.193
**D	VANGUARD FTSE DEVELOPED EUROPE ALL CAP INDEX ETF	0	42.484	42.484
**D	VANGUARD FTSE DEVELOPED ALL CAP EX NORTH AMERICA INDEX ETF	0	94.227	94.227
**D	VANGUARD DEVEL ALL-CAP EX NORTH AMERICA EQT IND POOLED FUND	0	7.064	7.064
**D	VANGUARD GLOBAL MINIMUM VOLATILITY ETF	0	8.988	8.988
**D	VANGUARD GLOBAL MOMENTUM FACTOR ETF	0	2.073	2.073
**D	VANGUARD GLOBAL VALUE FACTOR ETF	0	6.208	6.208
**D	VANGUARD FTSE DEVEL EX NTH AMER HIGH DIVIDEND YIELD INDEX ETF	0	2.573	2.573
**D	ALLIANCE GLOBAL INVESTORS GASH FOR ALLIANCEI-FONDS VDB	0	19.392	19.392
**D	VANGUARD INVESTMENTS II COMMON CONTRACTUAL FUND	0	408.366	408.366
**D	VANGUARD INVESTMENTS COMMON CONTRACTUAL FUND	0	295.801	295.801
**D	VANGUARD FTSE DEVELOPED EUROPE INDEX ETF	0	7.838	7.838
**D	HEB SAVINGS & RETIREMENT PLAN TRUST	0	8.596	8.596
**D	THE WELLINGTON TR COM NATIONAL ASS MULT COLLECT INV F TRUST	0	252.160	252.160
**D	THE WELLINGTON TR CO NAT ASS MULT C TR F TR, OPPORT EO PTF	0	30.449	30.449

00 03 04 2/1337

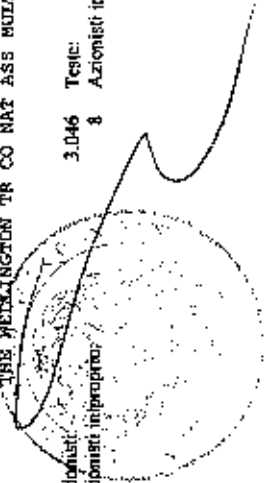
*[Handwritten signature]*

*[Handwritten signature]*

Pagina 29

17  
3.038

Azienda: 3.046 Teste:  
Azionisti in proprio: 8 Azionisti in delega:



LISTA ESITO DELLE VOTAZIONI

Oggetto: Relazione sulla remunerazione (I Sez.): politica in materia di remunerazione.

FAVOREVOLI

Badge	Ragione sociale	Proprio	Delega	Totale
**D	WELLINGTON TR CO NAT ASS MULT COMM DIVER INFL HEDGED II	0	51.200	51.200
**D	THE WELLINGTON TR CO NAT ASS MULT COLLECTIVE INV F TRUST II	0	338.164	338.164
**D	WELLINGTON TR CO NAT ASS MULT COMM TR PD TR ENERGY IF PORT	0	166.060	166.060
**D	WELLINGTON TST CO NAT ASS MUL COM TST FD TST COM VALUE INF OPP	0	1.064.263	1.064.263
**D	WELLS FARGO BK DECL OF TR EST INV FUNDS FOR EMPLOYEE BEN TR	0	88.114	88.114
**D	WELLS FARGO VT INTERNATIONAL EQUITY FUND	0	135.403	135.403
**D	WELLS FARGO INTERNATIONAL FUND	0	54.008	54.008
**D	WELLS FARGO ADVANTAGE INFLATION-PROTECTED BOND PORTFOLIO	0	546.375	546.375
**D	WISDOMTREE ISSUER PUBLIC LIMITED COMPANY	0	16.075	16.075
**D	WILMINGTON TRUST COLLECTIVE INVESTMENT TRUST	0	32.676	32.676
**D	WELLINGTON OPPORTUNISTIC INVESTMENT FUND, L.P.	0	1.501.309	1.501.309
**D	DIVERSIFIED MARKETS (2010) POOLED FUND TRUST	0	17.714	17.714
**D	WASHINGTON STATE INVESTMENT BOARD	0	5.194	5.194
**D	WISDOMTREE DYNAMIC CURRENCY HEDGED EUROPE EQUITY FUND	0	6.761.869	6.761.869
**D	WISDOMTREE DYNAMIC CURRENCY HEDGED INTNL EQUITY FUND	0	5.437	5.437
**D	WISDOMTREE GLOBAL EX-MEXICO EQUITY FUND	0	67.503	67.503
**D	WISDOMTREE INTERNATIONAL HIGH DIVIDEND FUND	0	193	193
**D	WISDOMTREE INTERNATIONAL EQUITY FUND	0	135.631	135.631
**D	WISDOMTREE GLOBAL HIGH DIVIDEND FUND	0	272.628	272.628
**D	WISDOMTREE INTERNATIONAL DIVIDEND EX-FINANCIALS FUND	0	16.098	16.098
**D	WISDOMTREE INTERNATIONAL LARGE CAP DIVIDEND FUND	0	134.810	134.810
**D	WISDOMTREE INTERNATIONAL MULTIFACTOR FUND	0	188.886	188.886
**D	NEW YORK STATE TEACHERS RETIREMENT SYSTEM	0	9.257	9.257
**D	PRUDENTIAL RETIREMENT INSURANCE & ANNUITY COMPANY	0	1.067.803	1.067.803
**D	VALLSBURG FUND LLC	0	227.455	227.455
**D	WELLINGTON MANAGEMENT FUNDS (IRELAND) PLC	0	29.270	29.270
**D	MANULIFE ASSET MANAGEMENT INTERNATIONAL EQUITY INDEX POOLED F	0	15.159	15.159
**D	SS BK AND TRUST COMPANY INV FUNDS FOR TAXEXEMPT RETIREMENT PL	0	101.287	101.287
**D	RESOURCE STOCK INDEX COMMON TRUST FUND	0	11.581.851	11.581.851
**D	SSGA ACWI INTEGR ALPHA SELECT NON-LENDING OP COMMON TRUST F	0	58.445	58.445
**D	SSGA RUSSELL FD GL EX-US INDEX NONLENDING OP COMMON TRUST FUND	0	51.037	51.037
**D	SSGA S-F GLB LARGE MIDCAP NAT RES INDEX NON-LEND OP COMM TR F	0	78.632	78.632
**D	SSGA FTSE RAFI DEVELOPED 1000 INDEX NON-LENDING COMMON TR F	0	255.405	255.405
**D	STATE STREET GLOBAL MANAGED VOL ALPHA NON-LENDING COM TRUST FD	0	53.068	53.068
**D	SS FTSE DEV COMPREHENSIVE FACTOR IND NON-LENDING COMMON TRU FD	0	99.835	99.835
**D	STATE STREET NAFT DEVELOP EX-US INDEX NON-LENDING COMMON TRU FD	0	63.449	63.449
**D	SSGA ALL COUNTRY M EX-US INTEGR ALPHA SEL NON-LEND COMM TR F	0	17.753	17.753
**D	SSGA MSCI EUROPE SCREENED INDEX NON-LENDING COMMON TRUST FUND	0	157.631	157.631
**D	MSCI EAFE PROX SCREENED INDEX NON - LENDING COMMON TR FUND	0	240.692	240.692
**D	VANGUARD ENERGY FUND	0	43.302	43.302
**D	VANGUARD TOTAL WORLD STOCK INDEX FUND	0	466.698	466.698
**D	VANGUARD DEVELOPED MARKETS INDEX FUND	0	218.047	218.047
**D		0	15.135.595	15.135.595

LISTA ESITO DELLE VOTAZIONI

Oggetto: Relazione sulla remunerazione (1 Sez.): politica in materia di remunerazione.


FAVOREVOLI

Badge	Ragione Sociale	Proprio	Delega	Totale
**D	MULTICOOPERATION SICAV	0	16.701	16.701
**D	UBS ETF	0	8.737	8.737
**D	UBS ETF	0	370.970	370.970
**D	UBS ETF	0	2.128	2.128
**D	UBS ETF	0	3.707	3.707
**D	UBS ETF	0	1.332	1.332
**D	UBS ETF	0	61.404	61.404
**D	UBS ETF	0	489	489
**D	UBS ETF	0	9.893	9.893
**D	UBS ETF	0	12.631	12.631
**D	MONETARY AUTHORITY OF SINGAPORE	0	594.136	594.136
**D	BLACKROCK NATURAL RESOURCES TRUST	0	105.425	105.425
**D	ISHARES MSCI EAFE INTERNATIONAL INDEX FUND	0	1.412.992	1.412.992
**D	BLACKROCK ENERGY AND RESOURCES TRUST	0	458.300	458.300
**D	BLACKROCK RESOURCES AND COMMODITIES STRATEGY TRUST	0	576.800	576.800
**D	COLLEGE RETIREMENT EQUITIES FUND	0	2.990.309	2.990.309
**D	COLLEGE RETIREMENT EQUITIES FUND	0	245.237	245.237
**D	TIAA-CREF INTERNATIONAL EQUITY INDEX FUND	0	2.074.065	2.074.065
**D	BRIGHTHOUSE FUNDS TRUST I - MFS RESEARCH INTERNATIONAL PTF	0	901.865	901.865
**D	CORACRA FOODS MASTER PENSION TRUST	0	63.692	63.692
**D	FACE INTERNATIONAL EQUITY INVESTMENTS	0	586.801	586.801
**D	RUSSELL INVESTMENT COMPANY - RUSSELL INTERN DEVELOPED MKT F	0	290.143	290.143
**D	RUSSELL INVESTMENT COMPANY RUSSELL GLOBAL EQUITY FUND	0	90.367	90.367
**D	REGIME DE RETRAITE DE L'UNIVERSITE DE MONTREAL	0	328.154	328.154
**D	MERCY HEALTH	0	95.062	95.062
**D	BOSTON RETIREMENT SYSTEM	0	161.233	161.233
**D	VALIC COMPANY I - INTERNATIONAL EQUITIES FUND	0	181.577	181.577
**D	VALIC COMPANY I INTERNATIONAL VALUE FUND	0	1.183.672	1.183.672
**D	VALIC COMPANY I - GLOBAL STRATEGY FUND	0	204.179	204.179
**D	BRIGHTHOUSE FUNDS TRUST II - NET-LIFE MSCI EAPL INDEX PTF	0	184.398	184.398
**D	STATE OF MINNESOTA	0	1.388.478	1.388.478
**D	RUSSELL INVESTMENT FUNDS INTERNATIONAL DEVELOPED MARKETS FUND	0	40.582	40.582
**D	ALAMEDA COUNTY EMPLOYEES' RETIREMENT ASSOCIATION	0	970.366	970.366
**D	MERCER NON-US CORE EQUITY FUND	0	619.796	619.796
**D	TRANSAMERICA TS-W INTERNATIONAL EQUITY VP	0	131.696	131.696
**D	JOHN HANCOCK LIFE AND HEALTH INSURANCE COMPANY	0	7.445	7.445
**D	MASMUTUAL SELECT OVERSEAS FUND	0	208.165	208.165
**D	MML FOREIGN FUND	0	438.653	438.653
**D	SPDR MSCI ACWI EX-US ETF	0	218.920	218.920
**D	SPDR S&P WORLD (EX-US) ETF	0	621.511	621.511
**D	ORANGE COUNTY EMPLOYEES RETIREMENT SYSTEM	0	152.007	152.007
**D	MORGAN STANLEY INSTITUTIONAL FD TR - GLOBAL STRATEGIST PTF	0	10.807	10.807
**D	MORGAN STANLEY VAR INS FUND, INC. GLOBAL STRATEGIST PORTFOLIO	0	1.280	1.280

03942/1339

Pagina 31

Azionisti: 3.046 Teste: 17  
 Azionisti in proprio: 8 Azionisti in delega: 3.038



## LISTA ESITO DELLE VOTAZIONE

Oggetto: Relazione sulla remunerazione (1 Sez.): politica in materia di remunerazione.

## FAVOREVOLI

Badge	Ragione Sociale	Proprio	Delega	Totale
**D	ONTARIO TEACHERS PENSION PLAN BOARD	0	1.288.759	1.288.759
**D	EUROPE INVESTMENT FUND	0	73.038	73.038
**D	BRANDES GLOBAL BALANCED FUND	0	17.559	17.559
**D	BRANDES INTERNATIONAL EQUITY FUND	0	212.895	212.895
**D	BRANDES GLOBAL EQUITY FUND	0	306.954	306.954
**D	SIOMNA CANADIAN BALANCED FUND	0	24.704	24.704
**D	PACIFIC SELECT FUND INTERNATIONAL VALUE PORTFOLIO	0	2.050.945	2.050.945
**D	PACIFIC SELECT FUND INTERNATIONAL LARGE CAP PORTFOLIO	0	988.377	988.377
**D	WELLINGTON DIVERSIFIED INFLATION HEDGES FUND	0	445.215	445.215
**D	EMPLOYEES RETIREMENT SYSTEM OF THE CITY OF PROVIDENCE	0	74.138	74.138
**D	MERCY HEALTH RETIREMENT TRUST	0	47.671	47.671
**D	WELLINGTON TR CO NAT ASS MULT COMMON TR F TR REAL ASSET ETF	0	21.018	21.018
**D	WELLINGTON TR CO NAT ASS COM TR F TR DIVERS INFLATION HEDG PTF	0	727.751	727.751
**D	SPDR STOXX EUROPE 50 ETF	0	102.487	102.487
**D	SPDR DJ EURO STOXX 50 ETF	0	2.038.153	2.038.153
**D	INTERNATIONAL ALPHA SELECT COMMON TRUST FUND	0	163.122	163.122
**D	COMSUN TRUST ITALY FUND	0	2.198.648	2.198.648
**D	WORLD INDEX OLUS SECURITIES LENDING COMMON TRUST FUND	0	35.867	35.867
**D	ISHARES II PUBLIC LIMITED COMPANY	0	6.735.902	6.735.902
**D	ISHARES PUBLIC LIMITED COMPANY	0	1.058.949	1.058.949
**D	ISHARES V PUBLIC LIMITED COMPANY	0	185.390	185.390
**D	ISHARES III PUBLIC LIMITED COMPANY	0	1.593.742	1.593.742
**D	ISHARES VI PUBLIC LIMITED COMPANY	0	201.202	201.202
**D	ISHARES IV PUBLIC LIMITED COMPANY	0	1.540.032	1.540.032
**D	ISHARES VII PLC	0	5.650.642	5.650.642
**D	ASN AMRO MULTI-MANAGER FUNDS	0	1.630.164	1.630.164
**D	BLACKROCK AM DE FOR ISHARES EURO STOXX UCITS ETF (DE)	0	933.696	933.696
**D	BLACKROCK AM DE FOR ISHARES STOXX EUROPE 50 UCITS ETF (DE)	0	107.057	107.057
**D	BLACKROCK AM DE FOR ISHS STOXX EUROPE LARGE 200 UCITS ETF (DE)	0	41.239	41.239
**D	ISHARES I INV MIT TGV F ISHS ST EUROPE600 OIL+GAS UCITS ETF DE	0	3.183.282	3.183.282
**D	BLACKROCK AM DE FOR ISHARES STOXX EUROPE 600 UCITS ETF (DE)	0	1.689.466	1.689.466
**D	PACE INTERNATIONAL EQUITY INVESTMENTS	0	327.069	327.069
**D	MONETARY AUTHORITY OF SINGAPORE FUND	0	849.047	849.047
**D	MANAGED PENSION FUNDS LIMITED	0	1.632.568	1.632.568
**D	SCOTTISH WIDOWS OVERSEAS GROWTH INV F ICVC - EURO GROWTH F	0	459.846	459.846
**D	SCOTTISH WIDOWS OVERSEAS GROWTH INV FUNDS ICVC-GLOBAL GROW F	0	148.621	148.621
**D	SCOTTISH WIDOWS INV SOLUTIONS F ICVC - EUROPEAN (EX UK) EQ FD	0	647.314	647.314
**D	STICHTING PENSIOENFONDS CHEMOURS NEDERLAND	0	17.673	17.673
**D	STATE STREET TRUSTEES LIMITED ATF FT MITOM INCOME FUND	0	77.200	77.200
**D	THE TRUSTEES OF GOLDMAN SACHS UK RETIREMENT PLAN	0	8.770	8.770
**D	NATIONAL TRUST FOR SCOTLAND	0	57.286	57.286
**D	THE TRUSTEES OF THE CARMICHAEL TRUST FOR UNI OF SCOTLAND	0	208.566	208.566
**D	NGRM INV FUNDS U.K. ICVC - DNCA EUROPEAN SEL EQ FUND	0	36.000	36.000

Pagina 32

Aziendisti: 3.046 Tesisti: 17  
 Azionisti in proprio: 8 Azionisti in delega: 3.038



LISTA ESITO DELLE VOTAZIONE

Oggetto: Relazione sulla remunerazione (1 Sez.): politica in materia di remunerazione.


FAVOREVOLI

Badge	Ragione Sociale	Proprio	Delega	Totale
**D	VANGUARD INV FUS ICVC-VANG FTSE DEV WOR LD EX - UK EQT IND FD	0	449.707	449.707
**D	VANGUARD INV F ICVC-VANGUARD FTSE DEV EUROPE EX-UK EQ INDEX F	0	893.210	893.210
**D	VANGUARD INV FUNDS ICVC-VANGUARD FTSE GLOB ALL CAP IND FUND	0	9.852	9.852
**D	PUBLIC AUTHORITY FOR SOCIAL INSURANCE	0	21.443	21.443
**D	MULTI-MANAGER ICVC - MULTI-MANAGER OREQUITY INCOME FUND	0	223.178	223.178
**D	MULTI-MANAGER ICVC MULTI-MANAGER UK EQUITY GROWTH FUND	0	17.043	17.043
**D	SCOTTISH WIDOWS INV SOL F ICVC- FUNDAMENTAL INDEX GLE EQ F	0	675.626	675.626
**D	STATE STREET INTERNATIONAL EQUITIES INDEX TRUST	0	82.790	82.790
**D	EMERGENCY SERVICES SUPERANNUATION SCHEME	0	11.281	11.281
**D	EATON VANCE (AUSTRALIA) HEMVEST ALL-COUNTRY GL EQUITY FUND	0	2.557	2.557
**D	FIRST STATE SUPERANNUATION SCHEME	0	392.320	392.320
**D	MFS LOW VOLATILITY GLOBAL EQUITY TRUST	0	1.143	1.143
**D	FOSSEAL INVESTMENTS TAX EFFECTIVE GLOBAL SHARES FUND	0	31.191	31.191
**D	FINBRIDGE GLOBAL DYNAMIC ASSET ALLOCATION FUND	0	51.673	51.673
**D	STATE STREET GLOBAL EQUITY FUND	0	55.032	55.032
**D	OSUPER	0	48.779	48.779
**D	UBS IQ MSCI WORLD EX AUSTRALIA ETHICAL SFE	0	2.417	2.417
**D	UBS IQ MSCI EUROPE ETHICAL ETF	0	3.209	3.209
**D	VEMC INTERNATIONAL EQUITY TRUST 1	0	19.543	19.543
**D	VEMC INTERNATIONAL EQUITY TRUST 2	0	40.590	40.590
**D	ARROWSTREET (CANADA) GLOBAL ALL-COUNTRY ALPHA EXTENSIONE FUND I	0	18.705	18.705
**D	ARROWSTREET (CANADA) GLOBAL WORLD ALPHA EXTENSION FUND I	0	30.458	30.458
**D	CANADA PENSION PLAN INVESTMENT BOARD	0	38.521	38.521
**D	FLOURISH INVESTMENT CORPORATION	0	2.099.093	2.099.093
**D	PEOPLE'S BANK OF CHINA	0	3.119.129	3.119.129
**D	OMERS ADMINISTRATION CORPORATION FUND	0	753.967	753.967
**D	CATHOLIC ENDORSEMENT FUND, LP	0	12.378	12.378
**D	DE SHAW OCULUS INTERNATIONAL INC	0	16.921	16.921
**D	GIM EUROPEAN CAYMAN FUND LIMITED	0	68.028	68.028
**D	GIM FORT STR FDR-EUR DY NLG-SHED (DEF6)	0	76.287	76.287
**D	SPARINVEST EUROPEAN VALUE	0	497.261	497.261
**D	SPARINVEST GLOBAL VALUE	0	98.030	98.030
**D	ALICE A PROIETTI FAMILY TRUST UAD 09/27/13	0	2.546	2.546
**D	AMERGEN CLINTON NUCLEAR POWER PLANT NONQUALIFIED FUND	0	5.126	5.126
**D	ALM 2010 FAMILY TRUST	0	106.618	106.618
**D	BAE SYSTEMS PENSION FUNDS COMMON INVESTMENT FUND	0	100.381	100.381
**D	MASTER TRUST FOR CERTAIN TAX-QUALIFIED BECHTEL RET PLANS	0	63.212	63.212
**D	THE BOEING COMPANY EMPLOYEES SAVINGS PLANS MASTER TRUST	0	221.135	221.135
**D	BECHTEL NR PROGRAM PENSION MASTER TRUST	0	13.385	13.385
**D	TRUST FOR THE PENSION PLAN OF THE CH2M CORPORATION	0	56.294	56.294
**D	CALIFORNIA COMMUNITY FOUNDATION	0	8.350	8.350
**D	CYSTIC FIBROSIS FOUNDATION	0	61.964	61.964
**D	DAUGHTERS OF CHARITY OF ST VINCENT DE PAUL PROV OF THE WEST	0	70.527	70.527

23942/1361

Pagina 33

Azioniisti: 3.046 Teste: 17  
 Azionisti in proprio: 8 Azionisti in delega: 3.038



83942/362

## LISTA ESITO DELLE VOTAZIONE

Oggetto: Relazione sulla remunerazione (1 Sez.): politica in materia di remunerazione.

FAVOREVOLI

Badge	Ragione Sociale	Proprio	Delega	Totale
**D	ACCOR 1998 TRUST	0	2.631	2.631
**D	EXELON PEACH BOTTOM UNIT 1 QUALIFIED FUND	0	917	917
**D	EXELON FITZPATRICK QUALIFIED FOND	0	12.088	12.088
**D	JOSHUA GREEN CORPORATION	0	9.292	9.292
**D	HOWEYELL SAVINGS AND OWNERSHIP PLAN MASTER TRUST	0	11.252	11.252
**D	JTW TRUST NO. 3 DAD 9/19/02	0	12.024	12.024
**D	JTW TRUST NO. 1 DAD 9/19/02	0	8.181	8.181
**D	JTW TRUST NO. 5 DAD 9/19/02	0	4.210	4.210
**D	LZW INVESTMENTS LAC	0	145.545	145.545
**D	NEW CHURCH INVESTMENT FUND	0	4.800	4.800
**D	MAPP CONTRACTOR DB MASTER TRUST	0	102.364	102.364
**D	NOVART HEALTH INC	0	22.898	22.898
**D	PESICO, INC. MASTER TRUST	0	267.659	267.659
**D	NICC COLLECTIVE FUNDS FOR EMPLOYEE BENEFIT TRUSTS	0	668.423	668.423
**D	SMFORD UNIVERSITY PENSION PLAN TRUST	0	2.423	2.423
**D	S.ROBSON WALTON 1999 CHILDRENS TRUST	0	3.171	3.171
**D	THOMAS L. WALTON FAMILY TRUST DAD 03/19/13	0	2.268	2.268
**D	RETIREMENT PLAN FOR CITY OF TAMPA GENERAL EMPLOYEES	0	48.262	48.262
**D	VERGINIA C. MARS REVOCABLE TRUST DATED AUGUST 6, 1991	0	1.758	1.758
**D	HRW TRUST NO 2 DAD 01/17/03	0	11.295	11.295
**D	HRW TESTAMENTARY TRUST NO. 10	0	15.313	15.313
**D	WHEELS COMMON INVESTMENT FUND	0	24.153	24.153
**D	S. ROBSON WALTON 2010 TRUST	0	4.472	4.472
**D	EXELON CORPORATION EMPLOYEES BENEFIT TRUST FOR MNG EMPL	0	53.599	53.599
**D	EXELON CORPORATION PENSION MASTER RETIREMENT TRUST	0	767.339	767.339
**D	PECO ENERGY COMPANY RETIREE MEDICAL TRUST	0	46.374	46.374
**D	EXELON CORPORATION NUCLEAR DECOMMISSION TRUST - NON TAX QUAL	0	657	657
**D	STEWART L. WALTON FAMILY TRUST DAD 3/19/13	0	4.379	4.379
**D	S. ROBSON WALTON 2009 GRAT NO. 4 ARTICLE II TRUST	0	5.023	5.023
**D	JOHN T WALTON FAMILY TRUST	0	21.689	21.689
**D	USAA MASTER TRUST (PENSION AND ESP)	0	12.931	12.931
**D	BANK OF BOTSWANA	0	30.846	30.846
**D	CITY OF CLEARWATER EMPLOYEE'S PENSION FUND	0	79.600	79.600
**D	FIREMEN'S ANNUITY & BENEFIT FUND OF CHICAGO	0	102.602	102.602
**D	BAPTIST FOUNDATION OF TEXAS DBA HIGHGROUND ADVISORS	0	143.669	143.669
**D	INTERNATIONAL MONETARY FUND RETIRED STAFF BENEFITS INVESTMENT	0	15.104	15.104
**D	LINCOLNSHIRE COUNTY COUNCIL PENSION FUND	0	48.129	48.129
**D	HERCY INVESTMENT SERVICES, INC	0	14.978	14.978
**D	MONSANTO COMPANY MASTER PENSION TRUST	0	103.867	103.867
**D	ASCENSION HEALTHCARE MASTER PENSION TRUST	0	334.063	334.063
**D	PENSION BOARDS-UNITED CHURCH OF CHRIST	0	9.393	9.393
**D	PENSION BOARDS-UNITED CHURCH OF CHRIST	0	34.024	34.024
**D	PUBLIC PENSION AGENCY	0	1.140.243	1.140.243

Pagina 34

Azionisti:  
Azionisti in proprio:3.046 Teste:  
& Azionisti in delega:17  
3.038

LISTA ESITO DELLE VOTAZIONE

Oggetto: Refezione sulla remunerazione (1 Sez.): politica in materia di remunerazione.

FAVOREVOLI

Badge	Regione Sociale	Proprio	Delega	Totale
**D	STATE OF UTAH, SCHOOL AND INSTITUTIONAL TRUST FUNDS	0	56.900	56.900
**D	FIREMEN'S RETIREMENT SYSTEM OF ST. LOUIS	0	36.589	36.589
**D	MS TR AGREE UR VAR EMPL BEN PL UNIL US INC & ITS SUB & AFF	0	35.397	35.397
**D	NKCC WELLINGTON EUROPE CONTRARIAN VALUE FOND AFPT	0	23.617	23.617
**D	THE BOARD OF MANAGEMENT OF THE CHINESE PERMANENT CEMETERIES	0	3.499	3.499
**D	BEAT DRUGS FUND ASSOCIATION	0	2.943	2.943
**D	HOSPITAL AUTHORITY PROVIDENT FUND SCHEME	0	660.339	660.339
**D	HONG KONG SAR GOVERNMENT EXCHANGE FUND	0	2.930.439	2.930.439
**D	BANK NEGARA MALAYSIA	0	177.246	177.246
**D	ATIVO INTERNATIONAL EQUITY FUND LP	0	42.030	42.030
**D	BUNTING INTERNATIONAL DEVELOPED EQUITY TE LLC	0	1.697	1.697
**D	CARROLL AVENUE PARTNERS LLC	0	1.091	1.091
**D	CHCP GLOBAL SECURITIES LP	0	40.491	40.491
**D	DODDINGTON GLOBAL FUND LLC	0	198	198
**D	DYNASTY INVEST, LTD	0	181.843	181.843
**D	EVA VALLEY MAI LLC	0	4.959	4.959
**D	FISHER INVESTMENTS TRUST	0	19.292	19.292
**D	FOURTH AVENUE INVESTMENT COMPANY.	0	121.576	121.576
**D	FIDDLER PARTNERS LLC	0	9.859	9.859
**D	THE BOWLING FAM INT DEVELOPED EQUITY LIMITED LIABILITY CO	0	1.275	1.275
**D	BRANDES INVESTMENT PARTNERS, LP 401(K) PLAN	0	3.166	3.166
**D	INTERNATIONAL EXPATRIATE BENEFIT MASTER TRUST	0	26.191	26.191
**D	HASILAM FAMILY INVESTMENT PARTNERSHIP	0	12.536	12.536
**D	INTERVENTURS EQUITY INVESTMENTS LIMITED	0	1.580	1.580
**D	THE JBT MASTER INVESTMENT PARTNERSHIP LLP	0	35.156	35.156
**D	K ARIES INVESTMENTS SH LIMITED	0	6.293	6.293
**D	NTGI-QM COMMON DAILY EAFE INDEX FUND - NON LENDING	0	22.650	22.650
**D	LAKE AVENUE INVESTMENTS, LLC	0	300.417	300.417
**D	LEGAL & GENERAL NSCI EAFE FUND, LLC	0	111.083	111.083
**D	LEHMAN-STAMK FAMILY PARTNERS LLC	0	102.497	102.497
**D	LTM GROUP HOLDINGS, LLC	0	177	177
**D	IONA LLC	0	57.102	57.102
**D	LOY PARTNERSHIP, LLC	0	1.264	1.264
**D	B2A HOLDINGS, LLC	0	20.125	20.125
**D	OMEGA FTIP LIMITED PARTNERSHIP	0	8.567	8.567
**D	PRO-GEN INVESTMENTS LLC	0	574	574
**D	CINDY SPRINGS, LLC	0	22.310	22.310
**D	MA 94 B SHARES, LP	0	69.986	69.986
**D	NTGI-QM COMMON DAILY ALL COUNTRD EX-OS ENV MKT INDEX F NONLEND	0	87.961	87.961
**D	ROM LIQIHD LLC	0	70.855	70.855
**D	RAMI PARTNERS, LLC	0	36.563	36.563
**D	SALIX, LLC	0	212.575	212.575
**D		0	2.858	2.858

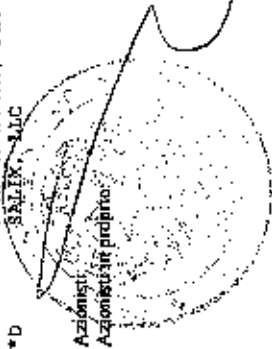
83042/1363

*[Handwritten signature]*

Regione 35  
17  
3.038

3.046 Teste:  
8 Azionisti in delega:

Azionisti:  
Azionisti in proprio:



83942/1364

## LISTA ESITO DELLE VOTAZIONE

Oggetto: Relazione sulla remunerazione (1 Sez.): politica in materia di remunerazione.

FAVOREVOLI

Badge	Ragione Sociale	Proprio	Delega	Totale
**D	SENTINEL INTERNATIONAL FUND	0	4.644	4.644
**D	SENTINEL INTERNATIONAL TRUST	0	17.906	17.906
**D	STATES OF GUERNSEY SUPERANNUATION FUND	0	114.792	114.792
**D	SIR GLOBAL BALANCED TRUST	0	10.623	10.623
**D	SILVER GROWTH FUND, LP	0	1.145	1.145
**D	GLOBAL BOND FUND	0	1.793	1.793
**D	MS FUND LP	0	56.887	56.887
**D	HE FUND, LP	0	58.466	58.466
**D	FCM INTERNATIONAL LLC	0	20.840	20.840
**D	SHIMODA HOLDINGS, LLC	0	7.137	7.137
**D	MALACATE 36 TRUST	0	14.282	14.282
**D	B01 INVESTMENTS LLC	0	3.368	3.368
**D	ASCENSION ALPHA FUND, LLC	0	17.949	17.949
**D	BRANDES INSTITUTIONAL EQUITY TRUST	0	684.732	684.732
**D	GOVERNMENT OF GUAM RETIREMENT FUND	0	787.731	787.731
**D	K INVESTMENTS SA LIMITED	0	44.160	44.160
**D	LEGAL & GENERAL MSCI EAFE SL FUND, LLC	0	382.367	382.367
**D	NETI-QM COMMON DAILY EAFE INDEX FUND - LENDING	0	93.287	93.287
**D	NETI - QM COMM DAILY ALL COUNTRY WD EX-US EQ INDEX F - LEND	0	180.657	180.657
**D	NTCC COLLECTIVE FUNDS FOR GRANVOR TRUSTS	0	116.493	116.493
**D	UNITED NATIONS JOINT STAFF PENSION FUND	0	17.540	17.540
**D	THE PUBLIC INSTITUTION FOR SOCIAL SECURITY	0	2.000.000	2.000.000
**D	THE PUBLIC INSTITUTION FOR SOCIAL SECURITY	0	1.366.742	1.366.742
**D	THE PUBLIC INSTITUTION FOR SOCIAL SECURITY	0	129.315	129.315
**D	INTERNATIONAL MONETARY FUND STAFF RETIREMENT PLAN	0	210.985	210.985
**D	UNIT NAT RELIEF AND WORKS AG FOR PALEST REF IN THE NEAR EAST	0	75.988	75.988
**D	MONDRIAN INTERNATIONAL EQUITY FUND I.P.	0	22.034	22.034
**D	MONDRIAN ALL COUNTRIES WORLD EX-US EQUITY FUND LP	0	6.254.153	6.254.153
**D	NATIONAL COUNCIL FOR SOCIAL SECURITY FUND, P.R.C	0	1.562.168	1.562.168
**D	NCEE ANW POLYTECHNIC	0	771.759	771.759
**D	THE NATIONAL UNIVERSITY OF SINGAPORE	0	7.385	7.385
**D	FIDELITY SALEM STREET TRUST: FIDELITY ELIX INTERN INDEX FUND	0	6.069	6.069
**D	FIDELITY SALEM STREET TRUST FIDELITY SERIES GLOBAL EX U.S. INDEX FUND	0	38.364	38.364
**D	FISHER INVESTMENTS GLOBAL TOTAL RETURN UNIT TRUST FUND	0	851.996	851.996
**D	BAGFORS LIMITED	0	2.072	2.072
**D	NEW ZEALAND SUPERANNUATION FUND	0	20.416	20.416
**D	ARIA CO PTY LTD AS TRUSTEE FOR COMBINED INVESTMENTS FUND	0	894.680	894.680
**D	ARIA INVESTMENTS TRUST	0	791.448	791.448
**D	MERCER GSS TRUST	0	218.397	218.397
**D	GIC INTERNATIONAL EQUITIES FUND	0	131.150	131.150
**D	GOVERNMENT EMPLOYEES SUPERANNUATION BOARD	0	20.299	20.299
**D	LORD MAYORS CHARITABLE FUND	0	50.922	50.922
**D		0	2.062	2.062

Pagina 36

Azionisti:  
Azionisti in proprio:

3.046

Tese:

17

8 Azionisti in delega:

3.038

LISTA ESITO DELLE VOTAZIONE

Oggetto: Relazione sulla remunerazione (1 Sez.): politica in materia di remunerazione.


FAVOREVOLI

Badge	Ragione Sociale	Proprio	Delega	Totale
**D	QUEENSLAND INVESTMENT TRUST NO.2	0	44.447	44.447
**D	RECCOM EC RETIREMENT PLANS SMA MASTER TRUST	0	295.763	295.763
**D	AMERICAN MEDICAL ASSOCIATION	0	133.376	133.376
**D	BLUE SHIELD OF CALIFORNIA EMPLOYEES' RETIREMENT PLAN	0	77.749	77.749
**D	CALIFORNIA PHYSICIANS SERVICE D/B/A BLUE SHIELD OF CALIFORNIA	0	251.644	251.644
**D	CATERPILLAR INVESTMENT TRUST	0	91.464	91.464
**D	CATERPILLAR INC MASTER RETIREMENT TRUST	0	293.181	293.181
**D	CENTURYLINK, INC. DEFINED CONTRIBUTION PLAN MASTER TRUST	0	91.466	91.466
**D	THE NORTHERN TRUST COMPANY SUB-ADVISED COLLECTIVE FUNDS TRUST	0	79.791	79.791
**D	DOMINION RESOURCES INC. MASTER TRUST	0	107.448	107.448
**D	EXELON CORPORATION DEF CONTRIBUTION RET PLANS MASTER TR	0	253.261	253.261
**D	FRANCISCAN ALLIANCE, INC	0	68.011	68.011
**D	FRANCISCAN ALLIANCE, INC	0	89.369	89.369
**D	FORD MOTOR COMPANY DEFINED BENEFIT MASTER TRUST	0	91.925	91.925
**D	JOHN E FETZER INSTITUTE INC	0	8.157	8.157
**D	JTM TRUST NO. 4 UAD 9/19/02	0	15.764	15.764
**D	JTM TRUST NO. 2 UAD 9/19/02	0	11.424	11.424
**D	THE TRUSTEES OF THE LEVERHOLME TRUST	0	96.575	96.575
**D	LOCKHEED MARTIN CORPORATION MASTER RETIREMENT TRUST	0	330.165	330.165
**D	LSC SAVINGS TRUST	0	38.128	38.128
**D	COMMONWEALTH OF MASSACHUSETTS EMPLOYEES DEFERRED COMP PLAN	0	76.767	76.767
**D	MICHIGAN CATHOLIC CONFERENCE MASTER BENSON TRUST	0	8.786	8.786
**D	MARY K MCQUISTON MCCAW	0	4.190	4.190
**D	MORSANTO COMP DEFINED CONTRIB AND EMPLOYEE STOCK OWNERSHIP TR	0	113.214	113.214
**D	MICHIGAN CATHOLIC CONFERENCE	0	3.823	3.823
**D	ACTIVE M INTERNATIONAL EQUITY FUND	0	345.225	345.225
**D	NORTHERN FUNDS - INTERNATIONAL EQUITY INDEX FUND	0	977.513	977.513
**D	MASTER TR AGREE BETWEEN PFIZER INC AND THE NORTHERN TR CO	0	869.514	869.514
**D	MASTER TR AGREE BETWEEN PFIZER INC AND THE NORTHERN TR CO	0	32.110	32.110
**D	PRESBYTERIAN CHURCH (USA) FOUNDATION	0	25.795	25.795
**D	NORTHERN TRUST GLOBAL INVESTMENTS COLLECTIVE FUNDS TRUST	0	5.525.187	5.525.187
**D	NATIONAL RAILROAD RETIREMENT INVESTMENT TRUST	0	272.910	272.910
**D	1999 VOL EMPL BEN ASS NON-REPR EMPL OF SOUT CAL EDISON CO	0	5.099	5.099
**D	SAMFORD UNIVERSITY	0	3.436	3.436
**D	TEXAS CHRISTIAN UNIVERSITY	0	34.607	34.607
**D	TE CONNECTIVITY CORP RET SAVINGS AND INVESTMENT PLAN TRUST	0	38.816	38.816
**D	THE TRUSTEES OF THE HENRY SMITH CHARITY	0	72.486	72.486
**D	TRINITY COLLEGE CAMBRIDGE	0	18.034	18.034
**D	THE UNIVERSITY OF ARKANSAS FOUNDATION, INC	0	11.309	11.309
**D	HRW TESTAMENTARY TRUST NO 3	0	17.512	17.512
**D	HRW TESTAMENTARY TRUST NO 1	0	6.424	6.424
**D	HRW TESTAMENTARY TRUST NO. 11	0	7.065	7.065
**D	HRW TESTAMENTARY TRUST NO. 11	0	11.400	11.400

83942/1365

*[Handwritten signature]*

*[Handwritten signature]*



## LISTA DELLE VOTAZIONI

Oggetto: Relazione sulla remunerazione (I Sez.): politica in materia di remunerazione.

FAVOREVOLI

Badge	Ragione Sociale	Proprio	Delega	Totale
**D	STEELWORKERS PENSION TRUST	0	75.200	75.200
**D	THE WALTON FAMILY FOUNDATION	0	219.328	219.328
**D	HRM TESTAMENTARY TRUST NO 6	0	18.087	18.087
**D	HRM TESTAMENTARY TRUST NO 4	0	8.615	8.615
**D	HRM TESTAMENTARY TRUST NO 9	0	14.155	14.155
**D	HRM TESTAMENTARY TRUST NO. 8	0	16.391	16.391
**D	HRM TESTAMENTARY TRUST NO 2	0	30.008	30.008
**D	HRM TESTAMENTARY TRUST NO. 7	0	14.324	14.324
**D	HRM TRUST NO 4 UAD 01/17/03	0	9.542	9.542
**D	HRM TESTAMENTARY TRUST NO 5	0	7.161	7.161
**D	HRM TESTAMENTARY TRUST NO. 12	0	6.672	6.672
**D	HRM TRUST NO 3 UAD 01/17/03	0	11.924	11.924
**D	GUIDESTONE FUNDS INTERNATIONAL EQUITY FUND	0	687.633	687.633
**D	AMERICAN HONDA MASTER RETIREMENT TRUST	0	329.871	329.871
**D	CHEVRON MASTER PENSION TRUST	0	51.546	51.546
**D	CHEVRON MASTER PENSION TRUST	0	66.731	66.731
**D	CAMPBELL PENSION PLANS MASTER RETIREMENT TRUST	0	63.290	63.290
**D	CITY OF MILWAUKEE EMPLOYEES RETIREMENT SYSTEM	0	489.930	489.930
**D	CENTURYLINK, INC. DEFINED BENEFIT MASTER TRUST	0	141.833	141.833
**D	PUBLIC EMPLOYEES RETIREMENT ASSOCIATION OF COLORADO	0	2.462.701	2.462.701
**D	CSAA INSURANCE EXCHANGE	0	110.109	110.109
**D	CITY OF AUSTIN EMPLOYEES RETIREMENT SYSTEM	0	4.616	4.616
**D	EMPLOYEES RETIREMENT FUND OF THE CITY OF DALLAS	0	19.310	19.310
**D	DUKE ENERGY CORPORATION MASTER RETIREMENT TRUST	0	109.181	109.181
**D	A.J. DUGONT TESTAMENTARY TRUST	0	57.552	57.552
**D	EAST BAY MUNICIPAL UTILITY DISTRICT	0	212.649	212.649
**D	SPARKAN GROUP TRUST FOR EMPLOYEE BENEFIT PLANS	0	491.242	491.242
**D	FRESNO COUNTY EMPLOYEES' RETIREMENT ASSOCIATION	0	105.908	105.908
**D	EMPLOYEES' RETIREMENT FUND OF THE CITY OF FORT WORTH	0	128.094	128.094
**D	STICHTING INSTITUUT GAK	0	19.927	19.927
**D	GUIDE STONE FUNDS INTERNATIONAL EQUITY INDEX FUNDS	0	121.501	121.501
**D	ILLINOIS MUNICIPAL RETIREMENT FUND	0	2.200.110	2.200.110
**D	INVESTMENT MASTER TRUST OF EXELIS INC.	0	157.654	157.654
**D	LOS ANGELES CITY EMPLOYEES RETIREMENT SYSTEM	0	248.735	248.735
**D	CITY OF LOS ANGELES FIRE AND POLICE PENSION PLAN	0	2.219.432	2.219.432
**D	LOCKHEED MARTIN CORPORATION MASTER RETIREMENT TRUST	0	62.064	62.064
**D	LSC PENSION TRUST	0	3.299	3.299
**D	NEW YORK STATE NURSES ASSOCIATION PENSION PLAN	0	146.501	146.501
**D	OKLAHOMA PUBLIC EMPLOYEES RETIREMENT SYSTEM	0	804.165	804.165
**D	OAKLAND POLICE AND FIRE RETIREMENT SYSTEM	0	11.117	11.117
**D	SOUTHERN CALIF UN FOOD & COMM WORK UNIONS & DRUG EMPL PENS F	0	63.818	63.818
**D	SAN MATEO COUNTY EMPLOYEES RETIREMENT ASSOCIATION	0	323.532	323.532
**D	SALT RIVER FIRE-MARICOPA INDIAN COMMUNITY	0	65.984	65.984

LISTA ESITO DELLE VOTAZIONE

Oggetto: Relazione sulla remunerazione (1 Sez.): politica in materia di remunerazione.

FAVOREVOLI

Badge	Ragione Sociale	Proprio	Delega	Totale
**D	STATE UNIVERSITIES RETIREMENT SYSTEM	0	319.121	319.121
**D	TEACHERS' RETIREMENT SYSTEM OF OKLAHOMA	0	295.304	295.304
**D	UNITED FOOD AND COMM WORK UNION LOCAL 152 RET MEAT PENS PL	0	18.794	18.794
**D	UNION PACIFIC CORPORATION MASTER RETIREMENT TRUST	0	171.250	171.250
**D	UTAH STATE RETIREMENT SYSTEMS	0	367.868	367.868
**D	WILSHIRE INTERNATIONAL EQUITY FUND	0	68.782	68.782
**D	WYOMING RETIREMENT SYSTEM	0	6.290	6.290
**D	FUND MOTOR COMPANY OF CANADA, LIMITED PENSION TRUST	0	49.620	49.620
**D	HSBC GLOBAL EQUITY FUND.	0	15.850	15.850
**D	HSBC GLOBAL EQUITY VOLATILITY FOCUSED FUND	0	113.216	113.216
**D	HSBC INTERNATIONAL EQUITY POOLED FUND	0	101.260	101.260
**D	PEPSICO CANADA UAC	0	213.997	213.997
**D	WORKPLACE HEALTH SAF & COMP COMMISSION OF NEW BRUNSWICK	0	108.464	108.464
**D	HALIFAX REGIONAL MUNICIPALITY MASTER TRUST	0	75.394	75.394
**D	IWA - FOREST INDUSTRY PENSION PLAN	0	33.160	33.160
**D	IWA - FOREST INDUSTRY PENSION PLAN	0	103.600	103.600
**D	NAV CANADA PENSION PLAN	0	142.160	142.160
**D	OPSED PENSION PLAN TRUST FUND	0	157.598	157.598
**D	TORONTO TRANSIT COMMISSION PENSION FUND SOCIETY	0	18.297	18.297
**D	FUTURE FUND BOARD OF GUARDIANS FOR AND OBO FUTURE FUND	0	83.300	83.300
**D	IBM DIVERSIFIED GLOBAL EQUITY FUND	0	694.387	694.387
**D	NEW IRELAND ASSURANCE COMPANY PLC	0	102.436	102.436
**D	NATWEST TRUSTEE AND DEP SERV LTD AS TR OF FES STRAT INV FUND	0	1.876.320	1.876.320
**D	THE TM OVERSTONE UCITS EQUITY INCOME FUND	0	17.526	17.526
**D	ELO MUTUAL PENSION INSURANCE COMPANY	0	299.368	299.368
**D	STICHTING HEINEREN PENSIONFONDS	0	733.318	733.318
**D	THE TRUSTESS OF IBM PENSION PLAN	0	156.297	156.297
**D	STICHTING PENSIONFONDS SAGITTARIUS	0	45.833	45.833
**D	THE TRUSTEES OF CHEVRON UK PENSION PLAN	0	83.593	83.593
**D	STRATHCLIDE PENSION FUND	0	30.888	30.888
**D	THE TRUSTESS OF LOTRIAN PENSION FUND	0	2.445.842	2.445.842
**D	THE BOARD OF THE PENSION PROTECTION FUND	0	963.772	963.772
**D	STAFFORDSHIRE COUNTY COUNCIL PENSION FUND	0	401.831	401.831
**D	HP INVEST COMMON CONTRACTUAL FUND	0	32.796	32.796
**D	NORBERY TRUST UCITS COMMON CONTRACTUAL FUND	0	430.428	430.428
**D	OVERSTONE COMMON CONTRACTUAL FUND	0	927.137	927.137
**D	COLONIAL FIRST STATE INVESTMENT FUND 50	0	783.070	783.070
**D	COMMONWEALTH SHARE FUND 17	0	186.270	186.270
**D	COMMONWEALTH SPECIALIST FUND 13	0	259.996	259.996
**D	COLONIAL FIRST STATE WHOLESALE GLOBAL RESOURCES FUND	0	31.870	31.870
**D	COLONIAL FIRST STATE WHOLESALE INDEXED GLOBAL SHARE FUND	0	362.031	362.031
**D	COMMONWEALTH GLOBAL SHARE FUND 29	0	100.071	100.071
**D		0	512	512


83942/1367

Pagina 39

17  
3.038

3.046 Teste:  
8 Azionisti in delega.

Azionisti in proprio



83942/1368

## LISTA ESITO DELLE VOTAZIONE

Oggetto: Relazione sulla remunerazione (I Sez.): politica in materia di remunerazione.

## FAVOREVOLI

Badge	Regione Sociale	Proprio	Delega	Totale
**D	NSBC UCITS COMMON CONTRACTUAL FUND	0	33.952	33.952
**D	OVERSTONE FUND PLC	0	1.533.229	1.533.229
**D	THE EUROPEAN INVESTMENT TRUST PLC	0	837.157	837.157
**D	EDINBURGH PARTNERS GLOBAL OPPORTUNITY TRUST PLC	0	254.575	254.575
**D	MUNICIPAL EMPLOYEES' ANNUITY AND BENEFIT FUND OF CHICAGO	0	20.390	20.390
**D	MUNICIPAL EMPLOYEES' ANNUITY AND BENEFIT FUND OF CHICAGO	0	9.506	9.506
**D	LEGAL & GENERAL FUTURE WORLD CLIMATE CHANGE EQ FACTORS IND FD	0	716.282	716.282
**D	LEGAL & GENERAL EUROPEAN EQUITY INCOME FUND	0	19.484	19.484
**D	LEGAL & GENERAL GLOBAL EQUITY INDEX FUND	0	10.003	10.003
**D	LEGAL&GENERAL EUROPEAN INDEX TRUST	0	1.531.829	1.531.829
**D	LEGAL & GENERAL INTERNATIONAL INDEX TRUST	0	145.485	145.485
**D	BARING COMPONENT FUNDS	0	2.916	2.916
**D	SUMMIT MUTUAL FUNDS PUBLIC LIMITED COMPANY	0	49.934	49.934
**D	SUMMIT INVESTMENT FUNDS PLC	0	84.659	84.659
**D	EDINBURGH PARTNERS OPPORTUNITIES FUND PLC	0	116.476	116.476
**D	OVERSTONE UCITS FUND PLC	0	39.919	39.919
**D	SSGA CROSS ROLL UP UNIT TRUST	0	83.667	83.667
**D	FRESCIENT ICAY	0	27.757	27.757
**D	7IM (DUBLIN) FUNDS PLC	0	23.291	23.291
**D	LEGAL & GENERAL ICAV	0	56.078	56.078
**D	NORTHERN TRUST INVESTMENT FUNDS PUBLIC LIMITED COMPANY	0	161.589	161.589
**D	TT INTERNATIONAL FUNDS PLC	0	41.573	41.573
**D	LEGAL & GENERAL FUTURE WORLD ESG DEVELOPED INDEX FUND	0	560	560
**D	7IM AAP INCOME FUND	0	7.742	7.742
**D	7IM AAP BALANCED FUND	0	135.652	135.652
**D	7IM AAP MODERATELY ADVENTUROUS FUND	0	82.037	82.037
**D	7IM BALANCED FUND	0	36.289	36.289
**D	7IM AAP ADVENTUROUS FUND	0	38.282	38.282
**D	7IM MODERATELY ADVENTUROUS FUND	0	10.343	10.343
**D	7IM AAP MODERATELY CAUTIOUS FUND	0	29.759	29.759
**D	7IM EUROPEAN (EX UK) EQUITY VALDE FUND	0	17.618	17.618
**D	LEGAL & GENERAL AUTHORIZED CONTRACTUAL SCHEME	0	333.829	333.829
**D	BLACKROCK AUTHORIZED CONTRACTUAL SCHEME I	0	161.939	161.939
**D	STATE TEACHERS RETIREMENT SYSTEM OF OHIO	0	2.108.487	2.108.487
**D	TOWERS WATSON COMMON CONTRACTUAL FUND	0	1.591.699	1.591.699
**D	BANCO NACIONAL DE PANAMA, ACTING AS TRUSTEE OF THE FIDELCOMISO DE FONDO DE AHORRO DE PANAMA	0	1.901.300	1.901.300
**D	LAFS CENTRAL AUTHORIZED CONTRACTUAL SCHEME	0	9.772	9.772
**D	UBS COMMON CONTRACTUAL FUND	0	601.000	601.000
**D	BLACKROCK UCITS CCF	0	706	706
**D	CLEARWATER INTERNATIONAL FUND	0	62.625	62.625
**D	STICHTING BEDRIJFSTAKENSIOENFONDS VOOR HET LEVENSMIDD	0	2.632	2.632
**D	STICHTING FONDS 1818 TOT NUF VAN HET ALGEMEN	0	129.059	129.059
**D		0	13.941	13.941

Azionisti:

3.046

Teste:

17

Azionisti in proprio: 8

Azionisti in delega:

3.038

Pagina 40



LISTA ESITO DELLE VOTAZIONE

Oggetto: Relazione sulla remunerazione (1 Sez.): politica in materia di remunerazione.

FAVOREVOLI

Badge	Ragione Sociale	Proprio	Delega	Totale
**D	KOMMUNAL LAMSPENSJONSKASSE GUENSIDIG FORSIKRINGSSELSKAP	0	216.940	216.940
**D	VERDIPAPIFONDET KLP AKSJEGLOSEL INDEX 1	0	390.628	390.628
**D	VERDIPAPIFONDET KLP AKSJEUROPA INDEKS 1	0	155.371	155.371
**D	STICHTING BEDRIJFST VOOR HET SCHOONMAK EN GLAZ	0	113.519	113.519
**D	STICHTING BEDRIJFST VOOR HET HEROPFEVERVOER OVER DE WEG	0	800.937	800.937
**D	ARBEJDSMARKEDETS TILLAGSPENSION	0	294.018	294.018
**D	NORTHERN TRUST UCITS FGR FUND	0	1.033.498	1.033.498
**D	UNIVEST	0	414.799	414.799
**D	IFM OMBRELLA FUND	0	42.000	42.000
**D	STG PFDS CORP EXPRESS MANDAT ALLIANCE CAPITA	0	8.303	8.303
**D	STICHTING PEDIJFSPENSJONSFONDSVOOR DE LANDBOUW MANDAT BLACKRO	0	15.894	15.894
**D	STG PFDS ACHTER MANDAT BLACKROCK	0	479.701	479.701
**D	STICHTING PENSJONSFONDS Wonen	0	124.402	124.402
**D	ST NEW S.A. BEL. POOLS GLOB. EQ. FACTOR FUND	0	63.737	63.737
**D	THINK CAPITAL ETF'S INZAKE ETF F	0	64.931	64.931
**D	RON HERITT GLOBAL EQUITY FUND	0	231.468	231.468
**D	EAFE EQUITY FUND	0	25.647	25.647
**D	THE CANADA LIFE ASSURANCE COMPANY	0	7.707	7.707
**D	CO-OPERATIVE SUPERANNUATION SOCIETY PENSION PLAN	0	165.909	165.909
**D	ONTARIO POWER GENERATION INC.	0	34.214	34.214
**D	THE ROYAL INST FOR THE ADVANCEMENT OF LEARNING MCGILL UNIVERSITY	0	101.519	101.519
**D	RELISSANCE INTERNATIONAL EQUITY PRIVATE POOL	0	34.147	34.147
**D	THE GREAT-WEST LIFE ASSURANCE COMPANY	0	1.067	1.067
**D	ACADIAN CORE INTERNATIONAL EQUITY FUND	0	179.409	179.409
**D	COUNSEL DEFENSIVE GLOBAL EQUITY	0	3.521	3.521
**D	IPROFIRE INTERNATIONAL EQUITY POOL	0	5.418	5.418
**D	INVESTORS GLOBAL NATURAL RESOURCES CLASS	0	15.341	15.341
**D	IUCO LOCAL 793 MEMBERS PENSION BENEFIT TRUST OF ONTARIO	0	65.000	65.000
**D	LONDON LIFE INSURANCE COMPANY	0	40.241	40.241
**D	LONDON LIFE INSURANCE COMPANY	0	270.984	270.984
**D	LONDON LIFE INSURANCE COMPANY	0	5.834	5.834
**D	LONDON LIFE INSURANCE COMPANY	0	448.957	448.957
**D	LONDON LIFE INSURANCE COMPANY	0	133.501	133.501
**D	LONDON LIFE INSURANCE COMPANY	0	28.885	28.885
**D	LONDON LIFE INSURANCE COMPANY	0	52.080	52.080
**D	LEITH WHEELER INTERNATIONAL EQUITY PLUS FUND	0	40.003	40.003
**D	GROWTH AND INCOME FUND (GWLIM)	0	1.307	1.307
**D	LONDON LIFE PATHWAYS INTERNATIONAL EQUITY FUND	0	1.760	1.760
**D	GLOBAL DIVIDEND CLASS (SETANTA)	0	182.523	182.523
**D	GROWTH AND INCOME CLASS (GWLIN)	0	22.986	22.986
**D	SYMMETRY US EQUITY FUND	0	36.450	36.450
**D	SYMMETRY COMPREHENSIVE EQUITY FUND	0	13.300	13.300
**D	GLOBAL DIVIDEND FUND (SETANTA)	0	132.910	132.910

83042/1309

*[Handwritten signature]*

*[Handwritten signature]*



83942/1350

LISTA ESITO DELLE VOTAZIONE

Oggetto: Relazione sulla remunerazione (I Sez.): politica in materia di remunerazione.

FAVOREVOLI

Badge	Ragione Sociale	Proprio	Delega	Totale
**D	GLOBAL EQUITY CLASS (SETANTA)	0	80.148	80.148
**D	MCGILL UNIVERSITY PENSION FUND	0	27.582	27.582
**D	MACKENZIE INTERNATIONAL EQUITY INDEX ETF	0	2.320	2.320
**D	THE GLENCORNE CANADIAN PENSION FUNDS TRUST-FOREIGN EQUITY FUND	0	14.165	14.165
**D	PURPOSE INT'L TACTICAL HEDGED EQUITY FUND	0	73.382	73.382
**D	RESOLVE FOREIGN EQUITY MASTER TRUST FUND	0	13.917	13.917
**D	PIER 21 GLOBAL EQUITY POOL (SETANTA FIER 21 GLOBAL EQUITY POOL)	0	480.449	480.449
**D	PIER 21 SAFE EQUITY POOL (SETANT A)	0	55.210	55.210
**D	CC & L INTERNATIONAL EQUITY FUND	0	30.366	30.366
**D	CC&L GLOBAL EQUITY FUND	0	22.600	22.600
**D	T. ROWE PRICE INTL CONCENTRATE EQUITY POOL	0	59.300	59.300
**D	TD EMERALD LOW VOLATILITY GLOBAL EQUITY POOLED FUND TRUST	0	5.900	5.900
**D	TD EMERALD LOW VOLATILITY PLUS ALL WORLD EQUITY POOLED FUND TRUS	0	2.310	2.310
**D	TD EMERALD LOW VOLATILITY GLOBAL EQUITY POOLED FUND TRUST	0	33.531	33.531
**D	TD EMERALD INTERNATIONAL EQUITY INDEX FUND	0	34.451	34.451
**D	TD INTERNATIONAL INDEX FUND	0	27.140	27.140
**D	TD EUROPEAN INDEX FUND	0	616.488	616.488
**D	TD INTERNATIONAL EQUITY INDEX ETF	0	100.835	100.835
**D	PUBLIC SECTOR PENSION INVESTMENT BOARD	0	19.168	19.168
**D	TEACHERS' RETIREMENT ALLOWANCES FUND	0	3.138	3.138
**D	IMPERIAL INTERNATIONAL EQUITY POOL	0	1.164.573	1.164.573
**D	IMPERIAL OVERSEAS EQUITY POOL	0	26.826	26.826
**D	ONTARIO POWER GENERATION INC	0	108.142	108.142
**D	FIRST ASSET MORNINGSTAR INTERNATIONAL VALUE INDEX ETF	0	2.741	2.741
**D	THE WAMANESA MUTUAL INSURANCE COMPANY	0	38.621	38.621
**D	WINDWISE MSCI EAFE INDEX NCM-LENDING, FUND FOR EXEMPT ORG.	0	33.582	33.582
**D	CIBC INTERNATIONAL INDEX FUND	0	201.916	201.916
**D	CIBC EUROPEAN INDEX FUND	0	113.459	113.459
**D	CIBC POOLED INTERNATIONAL EQUITY INDEX FUND	0	52.468	52.468
**D	ALLIANZ SUISSE - STRATEGY FUND	0	18.156	18.156
**D	METALLBEREIT FOMES PORTFOLIO	0	11.541	11.541
**D	ALLIANZ STIFTUNGSFONDS NACHHALIGKEIT	0	7.509	7.509
**D	ALLIANZ GLOBAL INVESTORS FUND	0	83.553	83.553
**D	AXA WORLD FUNDS	0	60.326	60.326
**D	BLACKROCK GLOBAL INDEX FUNDS	0	6.904.934	6.904.934
**D	INDEXIQ	0	144.675	144.675
**D	GOLDMAN SACHS FUNDS	0	1.661.632	1.661.632
**D	MFS MERIDIAN FUNDS	0	167.275	167.275
**D	CISSIAM LUX	0	170.770	170.770
**D		0	2.146.786	2.146.786
**D		0	2.430.409	2.430.409
**D		0	2.259	2.259

LISTA ESITO DELLE VOTAZIONE

Oggetto: Relazione sulla remunerazione (1 Sez.): politica in materia di remunerazione.

FAVOREVOLI

Badge	Ragione Sociale	Proprio	Delega	Totale
**D	KIEGER FUND I	0	4.308	4.308
**D	INVESTEQ GLOBAL STRATEGY FUND	0	1.119.373	1.119.373
**D	ALLIANZ REGIONI EUROPA	0	226.120	226.120
**D	ALLIANZ REGIONI ITALIA ALL STARS	0	1.190.000	1.190.000
**D	ALLIANZ GLOBAL STRATEGY 15	0	8.278	8.278
**D	ALLIANZ GLOBAL STRATEGY 30	0	11.151	11.151
**D	ALLIANZ GLOBAL STRATEGY 70	0	61.087	61.087
**D	ALLIANZ ITALIA 50 SPECIAL	0	25.000	25.000
6693	DI TEDDORO VITO	93	0	93
6761	BELLINO ROCCI PIENCARLO	1.000	0	1.000
6785	ROSSI FRANCESCO PAOLO ROSARIO	31.500	4.400	35.900
6807	CRIBARI MARIO	3.500	0	3.500
6845	GRANATA ALFREDO	0	0	0
6879	INARCASSA - CASSA NAZIONALE DI PREVIDENZA ED ASSISTENZA PER	0	6.970.550	6.970.550
RL*	OLIVETTI ALBERTO	0	0	0
6930	FONDAZIONE ENI&M	18.266.059	0	18.266.059
7024	D'ARRIERI MICHELANGELO	50	0	50
DE*	AGOSTINI ANTONIO	0	0	0
DE*	1290 FUNDS - 1290 SMARTBETA EQUITY FUND	0	0	0
DE*	AB CAP FUND, INC. - AB ALL MARKET INCOME PORTFOLIO	0	1.400	1.400
DE*	AB CERD	0	9.392	9.392
DE*	ABERDEEN INVESTMENT FUNDS UK ICVC II - ABERDEEN EUROPEAN EQUITY ENHANCED INDEX FUND	0	4.320	4.320
DE*	ABERDEEN INVESTMENT FUNDS UK ICVC II - ABERDEEN EUROPEAN EQUITY TRACKER FUND	0	116.609	116.609
DE*	ABERDEEN INVESTMENT FUNDS UK ICVC II - ABERDEEN WORLD EQUITY ENHANCED INDEX FUND	0	5.525	5.525
DE*	ABERDEEN MONCEAU	0	25.010	25.010
DE*	ABP IARD	0	10.423	10.423
DE*	ABU DEBBI RETIREMENT PENSIONS AND BENEFITS FUND	0	26.306	26.306
DE*	ACCIDENT COMPENSATION CORPORATION	0	265.576	265.576
DE*	ACHMEA PENSIOEN- EN LEVENSVZERKERINGEN	0	412.075	412.075
DE*	ACK IARD	0	2.030.761	2.030.761
DE*	ACK MUT FONDS GENERAL	0	311.920	311.920
DE*	ACK VIE S.A. CM CIC RETRAITE	0	689.500	689.500
DE*	ACK VIE SA FDS GENERAL	0	27.700	27.700
DE*	ACWI EX-05 INDEX MASTER PORTFOLIO OF MASTER INVESTMENT PTF	0	2.573.931	2.573.931
DE*	ADP DIVERSIFIE DYNAMIQUE	0	4.865	4.865
DE*	ADVANCE INTERNATIONAL SHARE INDEX FUND	0	15.491	15.491
DE*	ADVISOR MANAGED TRUST - TACTICAL OFFENSIVE EQUITY FUND	0	214.269	214.269
DE*	AREGON CUSTODY B.V	0	45.058	45.058
DE*	AREGON CUSTODY B.V	0	106.638	106.638
DE*	AREGON CUSTODY B.V	0	162.441	162.441
DE*	AF DYNAMIC MULTI FACTO GLOBAL EQ	0	409.386	409.386
DE*	AG2P-REUNICA ARFCO	0	13.805	13.805
DE*	AGF-FUS-EJ5-RTIFUNGSEFUS	0	28.037	28.037
DE*		0	12.751	12.751

83942 H351

*[Handwritten signature]*

*[Handwritten signature]*

Azionisti  
Azionisti in proprio 3.046  
Azionisti in delega 8

Teste: 17  
3.038

Pagina 43



83942/1352

LISTA ESITO DELLE VOTAZIONI

Oggetto: Relazione sulla remunerazione (I Sez.): politica in materia di remunerazione.

FAVOREVOLI

Badge	Ragione Sociale	Proprio	Delega	Totale
DE*	AGIRA REPRATE DIVERSIFIE	0	90.408	90.408
DE*	AHL ALPHA MASTER LIMITED C/O CITCO TRUSTEES (CAYMAN) LIMITED	0	16.652	16.652
DE*	AHL DESERTWOOD FUND LIMITED C/O CITCO TRUSTEES (CAYMAN) LIMITED	0	22.017	22.017
DE*	AHL DIRECTIONAL EQUITIES MASTER LIMITED	0	21.995	21.995
DE*	AHL EVOLUTION LTD SHARPLINE, BERKELEY ARGONAUT LTD	0	360.968	360.968
DE*	AHL GENESIS 2 LIMITED C/O MAPLES CORPORATE SERVICES LIMITED	0	25.427	25.427
DE*	AHL GENESIS LIMITED	0	14.849	14.849
DE*	AHL GLOBAL INVESTMENTS SERIES 2 LTD	0	438	438
DE*	AHL INSTITUTIONAL SERIES 3 LTD	0	9.823	9.823
DE*	AI BALANCED LIFE FUND	0	11.927	11.927
DE*	AI BALANCED PENSION FUND	0	162.338	162.338
DE*	AI CAPTIOUS PENSION FUND	0	1.967	1.967
DE*	AI DISTRIBUTION LIFE FUND	0	50.540	50.540
DE*	AI GLOBAL EQUITY FUND	0	40.690	40.690
DE*	AI STRATEGIC GLOBAL EQUITY FUND	0	757.691	757.691
DE*	AI OR EQUITY INCOME FUND	0	107.634	107.634
DE*	ALL GL IN ASIA FD-ALLIANZ SEL EU EQY DIV	0	95.558	95.558
DE*	ALLIANZBERNST VAR PROD SER F INC.ALIANZES DYN ASSET ALL PTF	0	24.216	24.216
DE*	ALLIANZBERNSTEIN GLOBAL RISK ALLOCATION FUND INC	0	4.936	4.936
DE*	ALLIANZI FONDS ABE	0	12.320	12.320
DE*	ALLIANZ CGI SUBFONDS EQUITIES	0	40.000	40.000
DE*	ALLIANZ CHOICE BEST STYLES EUROPE FUND	0	70.030	70.030
DE*	ALLIANZ FAD EUROPE HIGH DIVIDEND	0	536.307	536.307
DE*	ALLIANZ EI FONDS RANF II	0	70.000	70.000
DE*	ALLIANZ GLOBAL INV GMBH FOR ALLIANZGI-FONDS SFT2	0	38.711	38.711
DE*	ALLIANZ GLOBAL INVESTORS FRANCE	0	7.378	7.378
DE*	ALLIANZ GLOBAL INVESTORS GMBH	0	2.268.707	2.268.707
DE*	ALLIANZ GLOBAL INVESTORS GMBH FOR ALLIANZGI-FONDS INDU	0	5.324	5.324
DE*	ALLIANZ GLOBAL INVESTORS GMBH FOR DBI-FONDS SFT 4	0	14.750	14.750
DE*	ALLIANZ GLR EM AGI EDR HIGH DIVIDEND	0	645.183	645.183
DE*	ALLIANZ INT INV EDS - ALLIANZ BEST STYLES GLOBAL AC EQUITY FUND	0	14.576	14.576
DE*	ALLIANZ PV-W5 RCM SYSPRO INDEXING EUROLAND	0	30.261	30.261
DE*	ALLIANZ PV-W5 RCM SYSPRO VALOE EUROPE	0	203.516	203.516
DE*	ALLIANZ UK+EUROPEAN INV FDS-ALLIANZ EUROPEAN EQUITY INCOME FD	0	83.220	83.220
DE*	ALLIANZGI FONDS AEFAN	0	57.070	57.070
DE*	ALLIANZGI FONDS AEFN	0	325.106	325.106
DE*	ALLIANZGI FONDS AFE	0	187.887	187.887
DE*	ALLIANZGI FONDS ALLRA	0	3.500	3.500
DE*	ALLIANZGI FONDS ALPEN	0	3.473	3.473
DE*	ALLIANZGI FONDS AMEV	0	39.770	39.770
DE*	ALLIANZGI FONDS APNIESA	0	132.105	132.105
DE*	ALLIANZGI FONDS AVP	0	2.068	2.068
DE*	ALLIANZGI FONDS BFKW	0	33.425	33.425

LISTA ESITO DELLE VOTAZIONE

Oggetto: Relazione sulla remunerazione (1 Sez.): politica in materia di remunerazione.

FAVOREVOLI

Badge	Ragione Sociale	Proprio	Delega	Totale
DE*	ALLIANZGI FONDS CAPSAR	0	9.420	9.420
DE*	ALLIANZGI FONDS COENZ	0	18.500	18.500
DE*	ALLIANZGI FONDS DEF DILLINGER PENSIONFPO	0	19.249	19.249
DE*	ALLIANZGI FONDS DEWS	0	6.859	6.859
DE*	ALLIANZGI FONDS DUNHILL	0	5.050	5.050
DE*	ALLIANZGI FONDS ESMT	0	86.351	86.351
DE*	ALLIANZGI FONDS FEV	0	4.230	4.230
DE*	ALLIANZGI FONDS FIB	0	4.916	4.916
DE*	ALLIANZGI FONDS GRANO	0	40.000	40.000
DE*	ALLIANZGI FONDS GRANO 2	0	1.257	1.257
DE*	ALLIANZGI FONDS GDF	0	6.110	6.110
DE*	ALLIANZGI FONDS HNE	0	10.000	10.000
DE*	ALLIANZGI FONDS KDCO	0	143.000	143.000
DE*	ALLIANZGI FONDS MAV	0	38.000	38.000
DE*	ALLIANZGI FONDS NICO	0	3.549	3.549
DE*	ALLIANZGI FONDS OB PENSION	0	1.323	1.323
DE*	ALLIANZGI FONDS PAK	0	21.223	21.223
DE*	ALLIANZGI FONDS PF1	0	2.873	2.873
DE*	ALLIANZGI FONDS PF2	0	318.144	318.144
DE*	ALLIANZGI FONDS PF3	0	178.290	178.290
DE*	ALLIANZGI FONDS PSD	0	2.458	2.458
DE*	ALLIANZGI FONDS PTV2	0	11.801	11.801
DE*	ALLIANZGI FONDS RES	0	283.725	283.725
DE*	ALLIANZGI FONDS REINVEST	0	65.521	65.521
DE*	ALLIANZGI FONDS SCHLUCCO	0	3.855	3.855
DE*	ALLIANZGI FONDS SIV	0	13.000	13.000
DE*	ALLIANZGI FONDS STIFTUNGSFONDS WISSENSCH	0	21.000	21.000
DE*	ALLIANZGI FONDS TOB	0	11.334	11.334
DE*	ALLIANZGI FONDS TOSCA	0	6.180	6.180
DE*	ALLIANZGI FONDS UDF	0	18.632	18.632
DE*	ALLIANZGI FONDS USES	0	7.000	7.000
DE*	ALLIANZGI FONDS VEMK	0	10.230	10.230
DE*	ALLIANZGI FONDS VGBW	0	6.990	6.990
DE*	ALLIANZGI FONDS VSF	0	37.050	37.050
DE*	ALLIANZGI FONDS WERT	0	2.421	2.421
DE*	ALLIANZGI SVKK	0	3.500	3.500
DE*	ALLIANZGI-FONDS R3PT	0	1.911	1.911
DE*	ALPHAMATICS MASTER FUND LIMITED C/O APPLERY TRUST (CAMPAI LTD)	0	100.065	100.065
DE*	ALPS INTERNATIONAL SECTOR DIVIDEND DOGS ETF	0	47.333	47.333
DE*	AM2DADIUM PAN EUROPEAN EQUITY FUND	0	322.193	322.193
DE*	AMEC-FOSTER WHEELER PENSION PLAN	0	71.243	71.243
DE*	AMERICAN AIRLINES INC., MASTER FIXED BENEFIT PENSION TRUST	0	164.549	164.549
DE*		0	495.120	495.120

003842/1353

*[Handwritten signature]*


*[Handwritten signature]*

Pagina 45

17  
3.038

3.046 Teste:  
8 Azionisti in delega:

Azionisti in proprio:



## LISTA ESITO DELLE VOTAZIONI

Oggetto: Relazione sulla remunerazione (1 Sez.): politica in materia di remunerazione.

FAVOREVOLI

Badge	Ragione Sociale	Proprio	Delega	Totale
DE*	AMERICAN BUREAU OF SHIPPING	0	2.256	2.256
DE*	AMERICAN CENT WORLD MOT FDS, INC-NY	0	696.721	696.721
DE*	AMERICAN CENTURY STY TRUST - AMERICAN	0	10.303	10.303
DE*	AMERICAN CENTURY QUANT EQ FDS INC- M	0	1.139	1.139
DE*	AMERICAN CENTURY QUANTITATIVE EQUITY	0	15.183	15.183
DE*	AMERICAN CENTURY RETIREMENT DATE TR	0	460.012	460.012
DE*	AMERICAN CENTURY STRAT ASSET ALL, I	0	110.616	110.616
DE*	AMERICAN CENTURY STRAT ASSET ALL, I	0	96.885	96.885
DE*	AMERICAN CENTURY STRATEGIC ASSET AL	0	36.387	36.387
DE*	AMERICAN CENTURY WORLD MUTUAL FONDS	0	661.073	661.073
DE*	AMONIS NV	0	34.053	34.053
DE*	AMP CAP UNHEGDED GL SHS MULTI MAN F	0	31.652	31.652
DE*	AMP CAPITAL SPEC INTERN SHARE FUND	0	69.249	69.249
DE*	AMP INTERNATIONAL EQUITY INDEX FUND	0	225.190	225.190
DS*	AMP LIFE INTERNATIONAL EQUITIES FUND	0	15.193	15.193
DE*	AMPLI MUTUELLE	0	70.465	70.465
DE*	AMUNDI ACTIONS EURO ISR	0	17.400	17.400
DE*	AMUNDI ACTIONS EUROPE ISR	0	209	209
DE*	AMUNDI ACTIONS RESOURCES	0	7.338	7.338
DE*	AMUNDI ACTIONS RESTRICTIONS	0	11	11
DE*	AMUNDI AFFOLINE ACTIONS EUROPE	0	34.973	34.973
DE*	AMUNDI ETF FISE ITALIA PIR UCIFIS	0	255.798	255.798
DE*	AMUNDI EURO STOXX 50	0	53.091	53.091
DE*	AMUNDI EUROPE MONDE	0	340.380	340.380
DE*	AMUNDI FUNDS EQUITY EURO RISK	0	6.649	6.649
DE*	AMUNDI FUNDS EQUITY EURO SELECT	0	2.020	2.020
DE*	AMUNDI FUNDS EQUITY EUROPE RISK	0	131.231	131.231
DE*	AMUNDI FUNDS EQUITY GLOBAL	0	53.575	53.575
DE*	AMUNDI FUNDS GLOBAL PERSPECTIVES	0	10	10
DE*	AMUNDI FUNDS MULTI ASSET	0	6.277	6.277
DE*	AMUNDI HK REE SER- AMU GREEN PLANET	0	10.298	10.298
DE*	AMUNDI HK PORT GROWTH FUND	0	29.140	29.140
DE*	AMUNDI HORIZON	0	5.075	5.075
DE*	AMUNDI INDEX EQUITY GLOBAL MULTI	0	36.937	36.937
DE*	AMUNDI INDEX MSCI EMU	0	17	17
DE*	AMUNDI INDEX MSCI EUROPE	0	47.284	47.284
DE*	AMUNDI INDEX MSCI JAPAN	0	609.385	609.385
DE*	AMUNDI INDEX MSCI WORLD	0	250.000	250.000
DE*	AMUNDI LABEL DYNAMIQUE	0	67.002	67.002
DE*	AMUNDI LABEL EQUILIBRE	0	63.508	63.508
DE*	AMUNDI LABEL PRUDENCE	0	84.050	84.050
DE*	AMUNDI MSCI EUROPE EX UK	0	48.596	48.596
DE*		0	3.137	3.137

Pagina 46

Azionisti: 3,046    Feste: 17  
 Azionisti in proprio: 8    Azionisti in delega: 3,038

## LISTA ESITO DELLE VOTAZIONI

Oggetto: Relazione sulla remunerazione (1 Sez.): politica in materia di remunerazione.

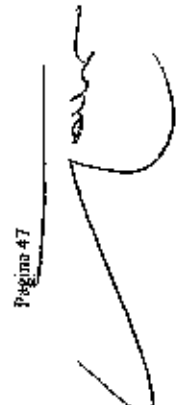

FAVOREVOLI

Badge	Ragione Sociale	Proprio	Delega	Totale
DE*	AMUNDI PATRIMOINE PERA	0	361.843	361.843
DE*	AMUNDI PATRIMOINE	0	7.981	7.981
DE*	AMUNDI RENDEMENT PLUS	0	19	19
DE*	AMUNDI RESA ACTIONS EURO	0	1.906	1.906
DE*	AMUNDI RESA ACTIONS EUROPE	0	10.750	10.750
DE*	AMUNDI RESA ACTIONS FRANCE	0	19.743	19.743
DE*	AMUNDI RESA ESG ACTIONS EURO	0	914.898	914.898
DE*	AMUNDI SGR SPA / AZIONARIO EUROPA	0	340.709	340.709
DE*	AMUNDI SIF GLOBAL ETHICAL EQUITIES	0	12.395	12.395
DE*	AMUNDI STRATEGIES ACTIONS EUROCE	0	16.744	16.744
DE*	ANTIPODES GLOBAL FUND	0	2.002.557	2.002.557
DE*	ANTIPODES GLOBAL FUND - LONG ONLY	0	554.775	554.775
DE*	ANTIPODES GLOBAL FUND - UCITS	0	135.506	135.506
DE*	ANTIPODES GLOBAL SHARES (QUOTED MANAGED	0	10.625	10.625
DE*	AMZ WHOLESALE INTERM. SHARE NO. 1 FUND	0	2.459	2.459
DE*	AQR FUNDS - AQR INTERNATIONAL CORE EQUIT	0	1.896.476	1.896.476
DE*	ARAB AUTHORITY FOR AGRICULTURAL INVESTMENT AND DEVELOPMENT	0	5.623	5.623
DE*	ARABELLE INVESTISSEMENTS	0	4.500	4.500
DE*	ARCHITAS MULTI-MANAGER GLOBAL FUNDS UNIT TRUST	0	118.357	118.357
DE*	ARIZONA STATE RETIREMENT SYSTEM	0	117.112	117.112
DE*	ARK LIFE ASSURANCE COMPANY LIMITED	0	332.508	332.508
DE*	ARKWRIGHT, LLC	0	6.426	6.426
DE*	ARSCO LONG TERME B NATIXIS INVEST	0	105.035	105.035
DE*	ARCO LONG TERME D ACTIONS	0	278.263	278.263
DE*	ARROWSTREET ACQI EX US ALPHA EXTENSION TRUST FUND U	0	32.697	32.697
DE*	ARROWSTREET ACWI ALPHA EXTENSION FUND III CAYMAN LIMITED	0	18.425	18.425
DE*	ARROWSTREET ACWI EX US ALPHA EXTENSION TRUST FUND D	0	4.959	4.959
DE*	ARROWSTREET CAPITAL GLOBAL ALL COUNTRY ALPHA EXTENSION FUND	0	509.611	509.611
DE*	ARROWSTREET SAFE ALPHA EXTENSION TRUST	0	221.968	221.968
DE*	ARROWSTREET GLOBAL EQUITY ACWI TRUST FUND	0	96.524	96.524
DE*	ARROWSTREET INTERNATIONAL EQUITY ACWI EX US TRUST FUND	0	1.430.164	1.430.164
DE*	ARROWSTREET INTERNATIONAL EQUITY EAFE TRUST FUND	0	165.605	165.605
DE*	ARROWSTREET INTL EQ ACWI EX US ALPHA EXTENSION TRUST FUND	0	92.251	92.251
DE*	ARTEMIS GLOBAL EQUITY INCOME FUND	0	87.548	87.548
DE*	ASPIRANT RISK MANAGED GLOBAL EQUITY FUND	0	161.646	161.646
DE*	ASSISTANCE PROTECTION JURIDIQUE (A)	0	28.995	28.995
DE*	ASSOCIATION BIENF RETR POL VILLE MONTREA	0	53.600	53.600
DE*	ASSURDIX	0	1.088	1.088
DE*	ATLAS QUANTITATIVE TRADING FUND LTD	0	146.705	146.705
DE*	ATOUT EUROLAND CORE +	0	24.441	24.441
DE*	ATOUT EUROLAND RESTRUCTURATION	0	50.578	50.578
DE*	ATOUT EUROPE HAUT RENDEMENT	0	8.806	8.806
DE*	ATOUT EUROPE SMART BETA	0	9.747	9.747

Pagina 47

17  
3.0383.046  
8 Azionisti in delega.Azionisti  
Azionisti in proprio:

83942/355

03942/1356

## LISTA ESITO DELLE VOTAZIONE

Oggetto: Relazione sulla remunerazione (I Sez.): politica in materia di remunerazione.

FAVOREVOLI

Badge	Regione Sociale	Proprio	Delega	Totale
DE*	AMOUT FRANCE CORE PLUS	0	5.254	5.254
DE*	AMOUT MODERATIONS	0	6.461	6.461
DE*	AMOUT PULSATIONS	0	10	10
DE*	AUDIENS ACTIONS INTERNATIONALES	0	50.000	50.000
DE*	AURION GLOBAL EQUITY FUND	0	9.393	9.393
DE*	AUSTRALIAN CATHOLIC SOPERAN RETIREM FOND	0	36.420	36.420
DE*	AUSTRALIAN NATIONAL UNIVERSITY	0	82.662	82.662
DE*	AUSTRALIANSUPER	0	171.411	171.411
DE*	AXA AA DIVERSELE INDICIEL 1	0	132.196	132.196
DE*	AXA ASSICURAZIONI SPA	0	75.000	75.000
DE*	AXA BELGIUM S A	0	2.537	2.537
DE*	AXA EQUITABLE LIFE INSURANCE CO	0	25.576	25.576
DE*	AXA EURO DIVIDEND D	0	6.400	6.400
DE*	AXA EURO DIVIDEND I	0	9.600	9.600
DE*	AXA EURO DIVIDEND S	0	56.300	56.300
DE*	AXA INDICE EURO	0	215.690	215.690
DE*	AXA INVESTMENT MANAGERS DEUTSCHLAND GMBH FOR AXA EUROPA	0	9.700	9.700
DE*	AXA INVESTMENT MANAGERS DEUTSCHLAND GMBH FOR AXA WELT	0	6.100	6.100
DE*	AXA LIFE INSURANCE SINGAPORE PTE LTD	0	9.600	9.600
DE*	AXA OR E NATIERES PREMIERES	0	61.841	61.841
DE*	AXA NOSENBERG EQUITY ALPHA TRUST	0	54.000	54.000
DE*	BANCO CENTRAL DE TIMOR-LESTE (BCTL)	0	318.422	318.422
DE*	BANK OF AMERICA NA	0	5.056	5.056
DE*	BANK OF MARIITIUS	0	296	296
DE*	BANQUE PICTET & CIF SA	0	10.847	10.847
DE*	BAPTIST HEALTH SOUTH FLORIDA INC	0	31.564	31.564
DE*	BARCLAYS WEALTH MANAGERS FRANCE	0	253.845	253.845
DE*	BARINGS ACTIVE PASSIVE EQUITY DIRECT EAFF LLC	0	32.600	32.600
DE*	BARYUM QUANT	0	1.224	1.224
DE*	BBM V-FLEX	0	51.200	51.200
DE*	BBP INEA	0	57.446	57.446
DE*	BOF-FONDS E ACT. EUROF.	0	25.134	25.134
DE*	BEAR CREEK INC.	0	48.718	48.718
DE*	BEAUMONT HEALTH MASTER RETIREMENT TRUST	0	9.123	9.123
DE*	BELFIUS EQUITIES B	0	5.521	5.521
DE*	BELFIUS PENSIONFUNDS	0	46.774	46.774
DE*	BENEFORD FUNDS PLC	0	189.420	189.420
DE*	BENEFORD FUNDS PLC - SETANTA INCOME OPPORTUNITIES FUND	0	591.223	591.223
DE*	BEST INVESTMENT CORPORATION	0	19.984	19.984
DE*	BET LCR ACTIONS BETA NEOTRE-POC	0	219.831	219.831
DE*	BHC MEMENTUM MASTER FUND LP C/O WALKERS CORPORATE LIMITED	0	67.305	67.305
DE*	BHC MULTI-FACTOR MASTER FUND LP	0	13.510	13.510
DE*		0	54.314	54.314

Pagina 48

Azionisti:  
Azionisti in proprio:3.046  
§Teste:  
Azionisti in delega:17  
3.038



LISTA ESITO DELLE VOTAZIONE

Oggetto: Relazione sulla remunerazione (1 Sez.): politica in materia di remunerazione.

FAVOREVOLI

Badge	Ragione Sociale	Proprio	Delega	Totale
DE*	BI FINNZFONDS	0	22.315	22.315
DE*	BLACKROCK AM DE AG FOR ISHARES EURO STOXX 50 UCITS ETF (DE)	0	6.703.149	6.703.149
DE*	BLACKROCK AM SCHWELZ AG OEO BIFS WORLD EX SWITZ EQ INDEX FUND	0	57.184	57.184
DE*	BLACKROCK CDM MSCI EAFE EQUITY INDEX FUND	0	1.043.838	1.043.838
DE*	BLACKROCK CDM MSCI EAFE INDEX PLUS FUND	0	19.162	19.162
DE*	BLACKROCK CDN WORLD INDEX FUND	0	83.447	83.447
DE*	BLACKROCK FLISSON INDEXED INTL EQUITY FD	0	94.981	94.981
DE*	BLACKROCK FUNDS I ICAV	0	1.150	1.150
DE*	BLACKROCK INDEX SELECTION FUND	0	2.014.519	2.014.519
DE*	BLACKROCK INSTITUTIONAL POOLED FUNDS PLC	0	385.930	385.930
DE*	BLACKROCK INSTITUTIONAL TRUST COMPANY N.A. INVESTMENT FUNDS FOR EMPLOYEE BENEFIT TRUSTS	0	20.957.890	20.957.890
DE*	BLACKROCK INTERNATIONAL TRUST V.I. FUND OF BLACKROCK VARIABLE SERIES FUNDS INC.	0	33.876	33.876
DE*	BLACKROCK MANAGED VOLATILITY V.I. FUND OF BLACKROCK VARIABLE SERIES FUNDS INC	0	4.843	4.843
DE*	BLACKROCK MSCI EAFE EQUITY INDEX NON-LENDABLE FUND	0	620.776	620.776
DE*	BLACKROCK TACTICAL OPPORTUNITIES FUND OF BLACKROCKFUNDS	0	22.041	22.041
DE*	BLACKROCK UCITS FUNDS	0	994	994
DE*	BLUE MOUNTAIN CREDIT ALTERNATIVES MASTER FUND LP CO M AMD C CORP SERVICES LTD	0	16.744	16.744
DE*	BLOEMOUNTAIN GUADALUPE PEAK FUND L.P.CO CORPORATION SERVICE COMPANY	0	3.220	3.220
DE*	BLOEMOUNTAIN KICKLING HORSE FUND Z.P. C/C MAPLES CORPORATE SVCS LTD	0	406	406
DE*	BLOEMOUNTAIN SYSTEMATIC MASTER FUND LP MAPLES CORP SERVICES LTD	0	11.557	11.557
DE*	BMW AG	0	40.371	40.371
DE*	BNP PARIBAS A FUND	0	78.193	78.193
DE*	BNP PARIBAS EASY	0	437.374	437.374
DE*	BNP PARIBAS LI	0	49.401	49.401
DE*	BOMBARDIER TRUST(CANADA) GLOBAL EQUIT FU	0	68.550	68.550
DE*	BPCB DPF ECCLESTON G	0	93.000	93.000
DE*	BPS FRANCHFORT /INTERNATIONALE KAG MBR F BI FINANZFONDS MINIMM	0	34.393	34.393
DE*	BPS LUXEMBOURG/JARNS HENDERSON HORIZON FUND TOTAL RETURN	0	71.190	71.190
DE*	BPS NEW YORK/JH GLOBAL SCITY IMC FD	0	9.378	9.378
DE*	BPTCJ DPF REVER CITIBK RH FD SERV JERSEY	0	4.972.427	4.972.427
DE*	BRANDES GLOBAL EQUITY FUND	0	2.091	2.091
DE*	BRANDES GLOBAL EQUITY INCOME FUND	0	48.572	48.572
DE*	BRANDES GLOBAL OPPORTUNITIES VALUE FUND	0	2.057	2.057
DE*	BRANDES INTERNATIONAL EQUITY FUND	0	6.616	6.616
DE*	BRANDES INVESTMENT FUNDS PLC	0	1.019.158	1.019.158
DE*	BRIGHTHOSE FUNDS TRUST II - MFS TOTAL RETURN PORTFOLIO	0	994.092	994.092
DE*	BRITISH COAL STAFF SUPERANNUATION SCHEME	0	100.690	100.690
DE*	BRUNEI INVESTMENT AGENCY	0	196.394	196.394
DE*	BRUNEI SHELL RETIREMENT BENEFIT FUND	0	2.576	2.576
DE*	BP WHOLESALE MULTI MANAG INTL SHRE FUND	0	7.214	7.214
DE*	BUREAU OF LABOR FUNDS - LABOR RETIREMENT FUND	0	80.848	80.848
DE*	BUREAU OF LABOR FUNDS - LABOR RETIREMENT FUND	0	2.267	2.267
DE*	BUREAU OF LABOR FUNDS - LABOR RETIREMENT FUND	0	11.506	11.506

83942/357

Pagina 49

17  
3.038

3.046 Teste:  
8 Azionisti in delega

3.046

Azioni in proprio



## LISTA ESITO DELLE VOTAZIONI

Oggetto: Relazione sulla remunerazione (1 Sez.): politica in materia di remunerazione.  
FAVOREVOLI

Badge	Ragione Sociale	Proprio	Delega	Totale
DE*	BUREAU OF LABOR FUNDS - LABOR RETIREMENT FUND	0	60.969	60.969
DE*	BUREAU OF LABOR FUNDS - LABOR RETIREMENT FUND	0	63.850	63.850
DE*	BUREAU OF LABOR FUNDS- LABOR RETIREMENT FUND	0	70.436	70.436
DE*	BUREAU OF LABOR FUNDS- LABOR PENSION FUND	0	30.522	30.522
DE*	BUREAU OF LABOR FUNDS- LABOR PENSION FUND	0	41.056	41.056
DE*	BUREAU OF LABOR FUNDS- LABOR PENSION FUND	0	124.542	124.542
DE*	BUREAU OF LABOR FUNDS- LABOR PENSION FUND	0	135.903	135.903
DE*	BUREAU OF LABOR FUNDS- LABOR PENSION FUND	0	267.411	267.411
DE*	BUREAU OF LABOR FUNDS-LABOR INSURANCE FUND	0	652.040	652.040
DE*	BUREAU OF LABOR FUNDS-LABOR PENSION FUND	0	17.409	17.409
DE*	C&J CLARK PENSION FUND	0	6.844	6.844
DE*	CALCIUM QUANT	0	34.594	34.594
DE*	CAM DESIGNATED CLT EUR TREATY	0	50.099	50.099
DE*	CAM DESIGNATED CLT GBP TREATY	0	160.700	160.700
DE*	CAMGESTION CONVERTIBLE EUROPE	0	700	700
DE*	CAMGESTION DEEP VALUE	0	13.250	13.250
DE*	CAMGESTION EXBERT PATRIMOINE	0	350.000	350.000
DE*	CANADA LIFE ASSURANCE EUROPE LIMITED	0	645.377	645.377
DE*	CANDRIAM EQUITIES I	0	10.000	10.000
DE*	CARDIF ASSURANCE RISQUES DIVERS	0	2.104.181	2.104.181
DE*	CARDIF ASSURANCE VIE	0	235.109	235.109
DE*	CARDIF LDX VIE	0	26.304	26.304
DE*	CARE SUPER	0	1.725.000	1.725.000
DE*	CARP - INDO	0	189.997	189.997
DE*	CARPINCO ACTIONS LO	0	289.036	289.036
DE*	CAVERHAM FUND	0	252.933	252.933
DE*	CBOSC AFF CW BK GRP SUP WGS508	0	130.000	130.000
DE*	CBOSC-CBGS-WGS507	0	4.219	4.219
DE*	CDN MSCI WORLD EX-CANADA MINIMUM VOLATILITY INDEX FUND	0	45.201	45.201
DE*	CENTRAL BANK OF IRELAND	0	49.740	49.740
DE*	CENTRAL FINANCE BOARD METHODIST CHURCH	0	27.511	27.511
DE*	CFEIL - COLONIAL FIRST STATE INVESTMENT FUND 10	0	17.791	17.791
DE*	CFEIL - COMMONWEALTH GLOBAL SHARE FUND	0	11.906	11.906
DE*	CFEIL AFF CMA INTERNATIONAL SHARE FUND	0	1.400	1.400
DE*	CFEIL RE COLONIAL FIRST STATE INVESTMENT FUND 10	0	762.890	762.890
DE*	CHANG HWA COMM BK AMCO NOMURA GLOBAL HIGH DIVIDEND FUND	0	36.761	36.761
DE*	CHINA LIFE INSURANCE COMPANY LIMITED	0	108.462	108.462
DE*	CHINATRUST COMMERCIAL BANK LTD. AS	0	17.972	17.972
DE*	CHUNGHWA POST CO LTD	0	226.202	226.202
DE*	CI CORPORATE CLASS LTD	0	6.672	6.672
DE*	CITIBANK INTERNATIONAL PLC AS TRUSTEE CITIBANK INT. PLC	0	134.675	134.675
DE*		0	80.000	80.000
DE*		0	4.550.057	4.550.057

Pagina 50

Azionisti: 3.046 Teste: 17  
 Azionisti in proprio: 8 Azionisti in delega: 3.038

LISTA ESITO DELLE VOTAZIONE

Oggetto: Relazione sulla remunerazione (1 Sez.): politica in materia di remunerazione.


FAVOREVOLI

Badge	Ragione sociale	Proprio	Delega	Totale
DE*	CITITRUST LIMITED AS TRUSTEE OF BLACKROCK PREMIER FUNDS-BLACKROCK WORLD EQUITY INDEX FUND	0	2.985	2.985
DE*	CITITRUST LTD	0	87.656	87.656
DE*	CL EPARGNE DYNAMIQUE	0	33.551	33.551
DE*	CLASS N ANL ALPHA 2.5 XL EUR TRADING LIMITED	0	11.396	11.396
DE*	CLOSE PRIVATE ASSET MANAGEMENT LIMITED	0	104.573	104.573
DE*	CNP ACP ACTIONS LT	0	87.816	87.816
DE*	CNP ASSUR EUROPE NEUFILIZE OBC	0	334.668	334.668
DE*	CNP ASSUR VALEURS	0	5.995	5.995
DE*	CNP ASSUR VALUE ET MOMENTUM	0	25.202	25.202
DE*	CNP DNCA VALUE EUROPE	0	318.803	318.803
DE*	COHEN & STEERS REAL ASSETS FUND, INC	0	17.352	17.352
DE*	COHEN & STEERS, INC	0	1.081	1.081
DE*	COHEN&STEERS REAL ASSETS MULTI STRAT FUN	0	143.783	143.783
DE*	COLOMBES 6	0	102.019	102.019
DE*	COLONIAL FIRST STATE INVESTMENT FUND.	0	30.909	30.909
DE*	COLUMBIA CAPITAL ALLOCAT MODER CONSERV FO	0	8.944	8.944
DE*	COLUMBIA CAPITAL ALLOCATION AGGRESSIVE P	0	7.222	7.222
DE*	COLUMBIA CAPITAL ALLOCATION CONSERVAT FO	0	5.847	5.847
DE*	COLUMBIA CAPITAL ALLOCATION MODER AGG P	0	6.095	6.095
DE*	COLUMBIA CAPITAL ALLOCATION MODERATE POR	0	8.741	8.741
DE*	COMMING PENS TR FU EU DYN HED EQ O JPM N	0	499.009	499.009
DE*	COMMINGLED PENSION TRUST FUND (INTERNATIONAL ADVANTAGE) OF JPMORGAN CHASE BANK	0	884.905	884.905
DE*	COMMINGLED PENSION TRUST FUND (INTEREP INTERNATIONAL) OF JPMORGAN CHASE BANK	0	702.994	702.994
DE*	COMMONFUND STRATEGIC SOLUTIONS GLOBAL EQUITY LLC	0	24.790	24.790
DE*	CONNECTICUT GENERAL LIFE INSURANCE COMPANY	0	6.380	6.380
DE*	CONNECTICUT GENERAL LIFE INSURANCE COMPANY	0	29.794	29.794
DE*	CONNECTICUT GENERAL LIFE INSURANCE COMPANY	0	30.800	30.800
DE*	CONSTRUCTION AND BUILDING UNIONS SUPERANNUATION FUND	0	51.118	51.118
DE*	CONSTRUCTION AND BUILDING UNIONS SUPERANNUATION FUND	0	259.651	259.651
DE*	CORTI DIVERSITE	0	60.000	60.000
DE*	CORECOMMODITY MANAGEMENT - FOUNDERS ABSOLUTE RETURN MASTER FUND LTD	0	1.784	1.784
DE*	CORNERSTONE ADVISORS GLOBAL PUBLIC EQUITY FUND	0	14.754	14.754
DE*	COVEA ACTIONS EURO	0	276.663	276.663
DE*	COVEA ACTIONS EUROPE OPPORTUNITES	0	527.429	527.429
DE*	COVEA FINANCE ACT. EUROPE	0	1.132.031	1.132.031
DE*	COVEA FINANCE ACTI EUROPE	0	418.858	418.858
DE*	COVEA FINANCE EUROPE	0	387.163	387.163
DE*	CPR CONSOMMATEUR ACTIONNAIRES	0	105.676	105.676
DE*	CPR EURO HIGH DIVIDEND	0	16.702	16.702
DE*	CPR EUROLAND	0	308.179	308.179
DE*	CPR EUROLAND PREMIUM	0	491.463	491.463
DE*	CPR EUROPE ESG	0	199.556	199.556
DE*		0	15	15

23942/359

*[Handwritten signature]*

*[Handwritten signature]*



83942/1360

## LISTA ESITO DELLE VOTAZIONE

Oggetto: Relazione sulla remunerazione (I Sez.): politica in materia di remunerazione.

FAVOREVOLI

Badge	Regione Sociale	Proprio	Delega	Totale
DE*	CPR EUROPE NOUVELLE	0	2.619	2.619
DE*	CPR INVEST - GEAR WORLD	0	100.000	100.000
DE*	CPR INVEST GLOBAL EQUITY ESG	0	8.900	8.900
DE*	CPR INVEST-EUROPE SPECIAL	0	35.527	35.527
DE*	CTIAP - LAZARD INTERNATIONAL EQUITY ADVANTAGE FUND	0	892.580	892.580
DE*	D. E. SHAW ALL COUNTRY GLOBAL ALPHA EXTENSION	0	819.568	819.568
DE*	D. E. SHAW VALUE ALL COUNTRY ALPHA EXTENSION	0	109.386	109.386
DE*	D. E. SHAW WORLD ALPHA EXTENSION PORTFOLIOS LLC	0	2.065.069	2.065.069
DE*	DANSKE BANK FULJER	0	250.582	250.582
DE*	DANSKE INVEST SICAV	0	151.623	151.623
DE*	DASSAULT SYSTEM DYNAMIQUE	0	47.862	47.862
DE*	DBI FONDS EBB	0	8.030	8.030
DE*	DEPARTMENT OF STATE LANDS	0	136.566	136.566
DE*	DEVELOPER INTERATION EQUITY SELECT ETF	0	2.859	2.859
DE*	DHL EMPLOYEE BENEFIT FUND OFF DE	0	263.295	263.295
DE*	DIGNITY HEALTH RETIREMENT PLAN TRUST	0	131.080	131.080
DE*	DIGNITY HEALTH	0	149.715	149.715
DE*	DNCA INVEST	0	1.844.022	1.844.022
DE*	DNCA MF VALDE EUROPE	0	173.334	173.334
DE*	DNCA VALUE EUROPE	0	989.522	989.522
DE*	DORVAL CONVICTIOMS	0	161.542	161.542
DE*	DORVAL CONVICTIOMS PEA	0	80.238	80.238
DE*	DRAM EQUITY L	0	220.000	220.000
DE*	DUPONT PENSION TRUST	0	135.420	135.420
DE*	DYNAMIQUE-ONS HENNESSY CO	0	12.651	12.651
DE*	EDMOND DE ROTHSCHILD ASSET	0	185.580	185.580
DE*	EDMOND DE ROTHSCHILD EQUITY EUROPE	0	240.006	240.006
DE*	EDMOND DE ROTHSCHILD FUND EQUITY	0	793.460	793.460
DE*	EDMOND DE ROTHSCHILD FUND II -	0	40.917	40.917
DE*	EDMOND DE ROTHSCHILD FUND INCOME	0	230.470	230.470
DE*	EDR FUND GLOBAL VALUE	0	160.470	160.470
DE*	EGEFAEGHE 2	0	26.242	26.242
DE*	ENBW ENERGIE BADEN-WUERTTEMBERG AG	0	200.829	200.829
DE*	ENHANCED INDEX INTERNATIONAL SHARE FUND	0	22.256	22.256
DE*	EPARGNE EQUILIBRE FCPE	0	34.554	34.554
DE*	EPARGNE PRUDENCE THALES	0	68.947	68.947
DE*	EPOQUE	0	85.464	85.464
DE*	EPS	0	67.838	67.838
DE*	EQ ADV DYNAMIC MODERATE GROWTH PORTFOLIO	0	99.859	99.859
DE*	EQ ADV TRUST EQ/INT. EQ. INDEX PORTFOLIO	0	579.193	579.193
DE*	EQ ADVISORS TRUST - 1290 VT SMARTETA EO	0	2.100	2.100
DE*	EQ ADVISORS TRUST - AFM INTERNATIONAL MANAGED VOLATILITY PORTFOLIO	0	278.264	278.264
DE*	EQ ADVISORS TRUST - AXA / AE DYNAMIC GROWTH PORTFOLIO	0	22.450	22.450

Azionisti:  
Azionisti in proprio:

3.046

Tese:

8

Azionisti in delega:

Pagina 52

17

3.038

LISTA ESITO DELLE VOTAZIONE

Oggetto: Relazione sulla remunerazione (1 Sez.): politica in materia di remunerazione.

FAVOREVOLI

badge	Ragione Sociale	Proprio	Delega	Totale
DE*	EQ ADVISORS TRUST - AXA INTERNATIONAL CORE MANAGED VOLATILITY PORTFOLIO	0	315.778	315.778
DE*	EQ ADVISORS TRUST - AXA INTERNATIONAL MANAGED VOLATILITY PORTFOLIO	0	372.726	372.726
DE*	EQ ADVISORS TRUST-AXA GLOBAL EQUITY MANAGED VOLATILITY PORTFOLIO	0	196.651	196.651
DE*	EQ ADVISORS TRUST-AXA GLOBAL EQUITY MANAGED VOLATILITY PORTFOLIO	0	111.546	111.546
DE*	EQ ADVISORS TRUST-AXA INTEL.VALUE MANAGED	0	219.362	219.362
DE*	ERISA ACTIONS EUROPE N2	0	21.088	21.088
DE*	ETFS EURO STOXX 50 ETF	0	137.264	137.264
DE*	EULER HERMES PATRIMONIA	0	39.206	39.206
DE*	EUROHER LIFE PENSION DAC	0	454.866	454.866
DE*	EUROPEAN EQUITY FUND OF KOKOSAI TRUST INTERTRUST TRUSTEES	0	10.828	10.828
DE*	EVIAN A EQUILIBRE	0	28.331	28.331
DE*	EVOLUTIS	0	13.519	13.519
DE*	FAM SERIES UCITS ICAV	0	344.905	344.905
DE*	FAMILY INVESTMENTS CHILO TRUST FUND	0	70.525	70.525
DE*	FAMILY INVESTMENTS GLOBAL ICVC FAMILY BALANCED INT FUND	0	74.290	74.290
DE*	FCP AGZR LA MONDIALE ACT EUROPE ISR	0	51.638	51.638
DE*	FCP ALM ACT ZONE EUR ISR	0	710.000	710.000
DE*	FCP ALM ACTIONS EURO	0	2.370.000	2.370.000
DE*	FCP BNP PARIBAS ACTIONS EUROPE	0	3.006.543	3.006.543
DE*	FCP CAMEST VALEURS EURO	0	9.915	9.915
DE*	FCP CARPINKO EUROPE	0	437.301	437.301
DE*	FCP EPARGNE EUR DYNAMIQUE	0	151.749	151.749
DE*	FCP FCE INVEST EURO	0	73.385	73.385
DE*	FCP FINAO	0	411.571	411.571
DE*	FCP FRANCE INVEST. INTER	0	240.040	240.040
DE*	FCP FRANCE PLACEMENT INTERNATIONAL	0	239.226	239.226
DE*	FCP GERISO	0	237.683	237.683
DE*	FCP HAMELIN DIVERSIFIE FLEX II	0	6.723	6.723
DE*	FCP INDEP ACTIONS ISR BAS	0	19.133	19.133
DE*	FCP R IPSA ACTIONS	0	23.000	23.000
DE*	FCP SAKABAR 6	0	34.500	34.500
DE*	FCP SYCOMORE L/S MARKET NEUTRAL	0	56.200	56.200
DE*	FCPE HORIZON EP. ACTION	0	80.000	80.000
DE*	FDC A2 POCHE TITRES	0	29.586	29.586
DE*	FDRN ANUNDI	0	54.028	54.028
DE*	FEDERAL ETHI-PATRIMOINE	0	85.065	85.065
DE*	FEDERAL OPTIMAL (PART P)	0	10.654	10.654
DE*	FEDERATED UNIT TRUST	0	71.600	71.600
DE*	FFG EUROPEAN EQUITIES SUSTAINABLE	0	366.442	366.442
DE*	FIDELIA ASSISTANCE	0	15.019	15.019
DE*	FIDELITY COMMON CONTRACTUAL FUND II	0	3.497	3.497
DE*	FIDELITY CONCORD STREET TRUST; FIDELITY SERIES INTERNATIONAL INDEX FUND	0	160.836	160.836
DE*		0	12.800	12.800

83942/361 ✓

Azionisti: 3.046 Teste: 17  
 Azionisti in proprio: 8 Azionisti in delega: 3.038

839 / 2/362

## LISTA ESITO DELLE VOTAZIONI

Oggetto: Relazione sulla remunerazione (I Sez.): politica in materia di remunerazione.

## FAVOREVOLI

Badge	Regione Sociale	Proprio	Delega	Totale
DE*	FIDELITY FUNDS SICAV	0	179.742	179.742
DE*	FIDELITY GROUP TRUST FOR EMPLOYEE BEN PL	0	1.081.030	1.081.030
DE*	FIDELITY INVESTMENT FUNDS - FIDELITY INDEX EUROPE EX OK FUND	0	118.160	118.160
DE*	FIDELITY INVESTMENT FUNDS - FIDELITY INDEX WORLD FUND	0	87.695	87.695
DE*	FIDELITY INVESTMENTS MONEY MANAGEMENT INC	0	1.800	1.800
DE*	FIDELITY PURIT TR FID SER INTRINSIC OPF	0	10.000	10.000
DE*	FIDELITY PURITAM TF LOW PRICE STOCK FUND	0	7.245.003	7.245.003
DE*	FIDELITY RUTLAND SQUARETRUST II: STRATEGIC ADVISERS INT F	0	2.157.462	2.157.462
DE*	FIDELITY SAL SP FIDELITY GLOBAL EX US IN	0	655.152	655.152
DE*	FIDELITY SALEM STR T FID TOTAL INT IND F	0	241.564	241.564
DE*	FIDELITY SALEM STREET TRUST: FIDELITY ZERO INTERNATIONAL INDEX FUND	0	110.734	110.734
DE*	FIDELITY WEIYS II ICAV	0	7.249	7.249
DE*	FIDUCIARY TRUST COMPANY INTERNATIONAL AS AGENT FORUS CLIENTS	0	337	337
DE*	FIRST TRUST DYNAMIC EUROPE EQUITY INCOME	0	502.955	502.955
DE*	FIRST TRUST EUROPE ALPHADEX FUND	0	170.374	170.374
DE*	FIRST TRUST EUROZONE ALPHADEX ETF	0	26.332	26.332
DE*	FIRST TRUST HORIZON MANAGED VOLATILITY D	0	19.838	19.838
DE*	FIRST TRUST RIVERFRONT DYX DEV INT ETF	0	151.460	151.460
DE*	FIRST TRUST RIVERFRONT DYNAMIC EUROPE FT	0	45.650	45.650
DE*	FISHER INVEST ALL WORLD EQ COLLECTIVE FD	0	165.796	165.796
DE*	FISHER INVESTMENTS ALL FOREIGN EQ COL FD	0	9.697	9.697
DE*	FISHER INVESTMENTS FOREIGN EQUITY COLL F	0	147.671	147.671
DE*	FLEXSHARES INTERNATIONAL QUALITY DIVIDEND DEFENSIVE INDEX FUND	0	29.584	29.584
DE*	FLEXSHARES INTERNATIONAL QUALITY DIVIDEND INDEX FUND	0	534.711	534.711
DE*	FLEXSHARES INTL QUALITY DIVIDEND DYNAMIC	0	13.806	13.806
DE*	FLEXSHARES MORNINGSTAR DEVELOPED MARKETS EX-US FACTOR TILT INDEX FUND	0	139.357	139.357
DE*	FLEXSHARES MORNINGSTAR GLOBAL UPSTREAM N	0	2.561.864	2.561.864
DE*	FLEXSHARES STOXX GLOBAL ESG IMPACT INDEX	0	7.590	7.590
DE*	FLORISSIME DYNAMISME	0	3.235	3.235
DE*	FLORISSIME EQUILIBRE	0	2.051	2.051
DE*	FONDAZIONE ROMA SIF	0	14.194	14.194
DE*	FONDS DE RESERVE POUR LES RETRAITES	0	311.818	311.818
DE*	FOREIGN STOCK INDEX MOTHER FUND	0	70.000	70.000
DE*	FP RUSSELL INVESTMENTS ICVC-FF ROSSELL INV INT GROWTH ASSETS FD	0	8.974	8.974
DE*	FP RUSSELL INVESTMENTS ICVC-FF ROSSELL INV UK GROWTH ASSETS FD	0	17.006	17.006
DE*	FRANCE INVESTISSEMENT CAPITALISATIONS MOYENNES	0	157.049	157.049
DE*	FRANCE PLACEMENT EURO	0	1.453.222	1.453.222
DE*	FRANKLIN T.VARIABLE INS.PROD.FOREIGN VIP	0	674.349	674.349
DE*	FRANKLIN TEMPLETON INVESTMENT FUNDS	0	11.351.033	11.351.033
DE*	FRANKLIN TEMPLETON SHARLAH FUNDS SA	0	119.514	119.514
DE*	FRANKLIN TEMPLETON VARJAB. INSURANCE	0	1.507.144	1.507.144
DE*	FRIENDS LIFE AND PENSIONS LIMITED PIXHAM END	0	28.100	28.100
DE*	FRIENDS LIFE FUNDS LIMITED	0	36.941	36.941

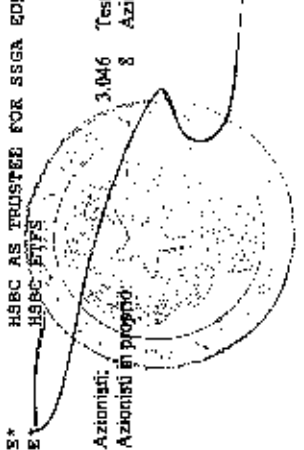
LISTA ESITO DELLE VOTAZIONE

Oggetto: Relazione sulla remunerazione (1 Sez.): politica in materia di remunerazione.

FAVOREVOLI

sedgs	Ragione Sociale	Proprio	Delega	Totale
DE*	FTSE ALL WORLD INDEX FUND	0	140.846	140.846
DE*	FULL FIELDS INDUSTRIELLE ALLIANCE	0	42.035	42.035
DE*	FUNDACAO CALOUSTE GULBENKIAN	0	58.301	58.301
DE*	GA FUND I	0	8.923	8.923
DE*	GAM INVESTMENT MANAGEMENT (SWI)	0	3.800	3.800
DE*	GAM INVESTMENT MANAGEMENT (SWITZERLAND) AG ON BEHALF OF INST	0	3.412	3.412
DE*	GENERAL CONFERENCE CORPORATION (SWITZERLAND) AG ON BEHALF OF INST BVG/LPP FLEXIBLE FUND	0	100.917	100.917
DE*	GIVI GLOBAL EQUITY FUND A SERIES TRUST OF GLOBAL MULTI STRATEGY	0	76.532	76.532
DE*	GLOBAL INTREPID - CANADA FUND	0	28.070	28.070
DE*	GLOBAL X SCIENTIFIC BETA EUROPE ETF	0	33.879	33.879
DE*	GRAM GROUP PENSION TRUST II	0	1.793	1.793
DE*	GRAM GROUP PENSION TRUST III	0	125.830	125.830
DE*	GME ASSURANCES (A) EUROPE	0	394.083	394.083
DE*	GME-VIE CANTON D (A) EUROPE	0	233.928	233.928
DE*	GOLDMAN SACHS INTER EQUITY INSIGHTS FUND	0	805.931	805.931
DE*	GOLDMAN SACHS TRST II-GOLDMAN SACHS MULTI-MGR GLOBAL EQU FUND	0	1.182.475	1.182.475
DE*	GOLDMAN SACHS TRST - GOLDMAN SACHS ABSOLUTE RETURN TRACKER FUND	0	4.950	4.950
DE*	GOLDMAN SACHS TRST - GOLDMAN SACHS INTERNATIONAL EQUITY DIVIDEND AND PREMIUM FUND	0	24.200	24.200
DE*	GOLDMAN SACHS TRST II - MULTI-MANAGER INTERNAL EQUITY FUND	0	88.622	88.622
DE*	GOLDMAN SACHS TRST- GOLDMAN SACHS GLOBAL MANAGED BETA FUND	0	167.322	167.322
DE*	GOLDMAN SACHS VARIABLE INS TRUST - G SACHS STRATEGIC INTER EQUITY FUND	0	20.551	20.551
DE*	GOTHAM CAPITAL V LLC	0	51.917	51.917
DE*	GOVERNMENT OF NORWAY	0	692	692
DE*	GRD 20 ACTIONS	0	57.122.062	57.122.062
DE*	GRD ACTIONS ZONE EURO - POEHE	0	409.432	409.432
DE*	GUINNESS ATKINSON GLOBAL ENERGY FUND	0	114.004	114.004
DE*	H.E.S.T. AUSTRALIA LIMITED	0	46.860	46.860
OS*	HAMELIN DIVERSIFIE FLEX I	0	223.898	223.898
DE*	HANG SENG INSURANCE COMPANY LIMITED	0	27.000	27.000
DE*	HBO3 INTERNATIONAL INV FUNDS ICVC- EUROPEAN FUND	0	120.469	120.469
DE*	HBO3 INTERNATIONAL INV FUNDS ICVC- INTERNATIONAL GROWTH FUND	0	171.187	171.187
DE*	HC CAPITAL TRUST - THE SSG GROWTH PORTFOLIO	0	284.775	284.775
DE*	HC CAPITAL TRUST - THE INTERNATIONAL EQUITY PORTFOLIO	0	85.108	85.108
DE*	HC CAPITAL TRUST THE COMMODITY RETURNS STRATEGY PORTFOLIO	0	171.060	171.060
DE*	HC CAPITAL TRUST- THE CATHOLIC SRI GROWTH PORTFOLIO	0	74.181	74.181
DE*	HC CAPITAL TRUST- THE INSTITUTIONAL INTERNATIONAL EQUITY ETF	0	5.545	5.545
DE*	HIFZ CORONDS	0	539.762	539.762
DE*	HGIF GLOB EQ VOLATILITY FO	0	18.000	18.000
DE*	HOFSTADT POOLED SUPERANNUATION TRUST	0	170.765	170.765
DE*	HSBC ACTIONS MONDE	0	51.574	51.574
DE*	HSBC AS TRUSTEE FOR SSGA EUROPE EX UK EQUITY TRACKER FUND	0	41.127	41.127
DE*	HSBC-EFFS	0	2.184.470	2.184.470
		0	76.238	76.238

33942/3639



83942/1369

LISTA ESITO DELLE VOTAZIONE

Oggetto: Relazione sulla remunerazione (1 Sez.): politica in materia di remunerazione.  
FAVOREVOLI!

Badge	Ragione Sociale	Proprio	Delega	Totale
DE*	HSBC ETFs PLC	0	90.406	90.406
DE*	HSBC ETFs PLC 1 28 NORTH WALL QUAY	0	146.791	146.791
DE*	HSBC EURO EQUITY VOL FDCUSED	0	40.000	40.000
DE*	HSBC EURO MULTI-ASSET INCOME FUND	0	24.030	24.030
DE*	HSBC EUROPEAN INDEX FUND	0	640.851	640.851
DE*	HSBC GLOBAL ASSET MANAGEMENT LTD	0	2.434	2.434
DE*	HSBC GLOBAL FUND ICAY	0	1.814	1.814
DE*	HSBC GLOBAL INVESTMENT FUNDS	0	112.741	112.741
DE*	HSBC GLOBAL POWER RESOURCES EQUITY FUND	0	60.699	60.699
DE*	HSBC GLOBAL RESOURCES ENERGY MOTHER FUND	0	68.066	68.066
DE*	HSBC INKA INVESTMENT AG FGV FOR TGV LH STRATEGY	0	77.690	77.690
DE*	HSBC LIFE (INTERNATIONAL) LIMITED	0	225.695	225.695
DE*	HSBC MANAGED BALANCED FUND	0	9.275	9.275
DS*	HSBC MANAGED GROWTH FUND	0	15.628	15.628
DE*	HSBC MANAGED STABLE FUND	0	979	979
DE*	HSBC MANAGED STABLE GROWTH FUND	0	1.204	1.204
DE*	HSBC MSCI EUROPE UCITS ETF	0	88.025	88.025
DE*	HSBC MULTI-ASSET DYNAMIC EURO	0	192.876	192.876
DE*	HSBC 9 IN F HSBC POOLED GLOBAL EQUITY FD	0	32.853	32.853
DE*	HSBC SUSTAINABLE GLOBAL EQUITY	0	41.585	41.585
DE*	HUTCHISON PROVIDENT AND RETIREMENT PLAN	0	12.895	12.895
DE*	HUTCHISON PROVIDENT FUND	0	20.846	20.846
DE*	IA CLARINGTON GLOBAL VALUE FUND	0	135.018	135.018
DE*	IAC INTERNATIONAL EQUITY FD	0	34.900	34.900
DE*	IAG ERGA SUPERANNUATION PLAN	0	102.676	102.676
DE*	IBBOTSON INTERNATIONAL SHARES (UNHEDGED)	0	364.791	364.791
DE*	IBM 401K PLUS PLAN	0	466.704	466.704
DS*	IBM FRANCE	0	48.000	48.000
DE*	IBM H	0	6.300	6.300
DE*	IBM PERSONAL PENSION PLAN TRUST	0	15.477	15.477
DE*	IBM PERSONAL PENSION PLAN TRUST	0	34.430	34.430
DE*	IBM PERSONAL PENSION PLAN TRUST	0	146.777	146.777
DE*	IBM RETIREMENT PLAN	0	16.326	16.326
DE*	ICARE	0	18	18
DE*	INDOP ACTIONS CROISSANCE	0	169.000	169.000
DE*	INDOSUEZ ALLOCATION BEA	0	181.660	181.660
DE*	INDOSUEZ EUROPE PATRIMOINE	0	109.290	109.290
DE*	INDOSUEZ EUROPE REDEMPTION	0	45.600	45.600
DE*	INDUSTRIAL ALLIANCE INSURANCE E FINANZIA	0	354.828	354.828
DE*	ING DIRECT	0	208.067	208.067
DE*	ING REDEMPTION EUROPE	0	110.000	110.000
DE*	INKA PROCURA	0	11.610	11.610
DE*	INSTITUTIONAL RETIREMENT TRUST	0	25.509	25.509



LISTA ESITO DELLE VOTAZIONI

Oggetto: Relazione sulla remunerazione (1 Sez.): politica in materia di remunerazione.

FAVOREVOLI

Badge	Ragione Sociale	Proprio	Delega	Totale
DE*	INTERNATIONAL EQUITIES FUND	0	19.913	19.913
DE*	INTERNATIONAL MONETARY FUND	0	75.909	75.909
DE*	INTERNATIONAL RESEARCH EQUITY EXTENDED MASTER FUND (CAYMAN) L.P. C/O INTERTRUST CORP SVCS (CAYMAN) LTD	0	106.255	106.255
DE*	INTERNATIONALE K2G MBH FOR 189600 LIPPENCO	0	11.000	11.000
DE*	INTERNATIONALE KAPITAL MBH FOR LR-PRIVATRENTE-AKTIE	0	150.000	150.000
DE*	INTERNATIONALE KAPITALANLAGESELLSCHAFT MBH	0	1.660.898	1.660.898
DE*	INTERNATIONALE KAPITALANLAGESELLSCHAFT MBH FOR AMP INKA	0	6.611	6.611
DE*	INTERNATIONALE KAPITALANLAGESELLSCHAFT	0	16.346	16.346
DE*	INVESTCO POOLED INVESTMENT FUND-EUROPE FUND	0	357.616	357.616
DE*	INVEST DANKE INV EUROPA HOJT UDBYTTE	0	370.676	370.676
DE*	INVESTEK FUNDS SERIES I - ENHANCED NATURAL RESOURCES FUND	0	85.763	85.763
DE*	INVESTEK FUNDS SERIES II GLOBAL ENERGY FUND	0	143.063	143.063
DE*	INVESTIMO	0	112.038	112.038
DE*	IPA CORPORATE ACTIONS AND INCOME	0	118.840	118.840
DE*	IPAC SPEC INV STR INT SHARE STR NO 9	0	118.840	118.840
DE*	IPAC SPECIALIST INVESTMENT STRATEGIES - INTERNATIONAL SHAKE STRATEGY NO.1	0	118.141	118.141
DE*	IRISH LIFE ASSURANCE PLC	0	839	839
DE*	IRISH LIFE ASSURANCE.	0	1.644.925	1.644.925
DE*	IRISH LIFE ASSURANCE.	0	3.617	3.617
DE*	IRISH LIFE ASSURANCE.	0	12.852	12.852
DE*	IRISH LIFE ASSURANCE.	0	53.233	53.233
DE*	IRISH LIFE ASSURANCE.	0	968.982	968.982
DE*	ISHARIS ALLCOUNTRY EQUITY INDEX FUND	0	11.252	11.252
DE*	ISHARES CORE MSCI EAFE ETF	0	9.710.631	9.710.631
DE*	ISHARES CORE MSCI EAFE IMI INDEX ETF	0	298.873	298.873
DE*	ISHARES CORE MSCI EUROPE ETF	0	851.527	851.527
DE*	ISHARES CORE MSCI INTERNATIONAL DEVELOPED MARKETS ETF	0	186.245	186.245
DE*	ISHARES CORE MSCI TOTAL INTERNATIONAL STOCK ETF	0	1.509.870	1.509.870
DE*	ISHARES EDGE MSCI INTL SIZE FACTOR ETF	0	51.792	51.792
DE*	ISHARES EDGE MSCI INTL VALUE FACTOR ETF	0	286	286
DE*	ISHARES EDGE MSCI WORLD MINIMUM VOLATILI	0	82.106	82.106
DE*	ISHARES ESG MSCI EAFE ETF	0	1.253	1.253
DE*	ISHARES ESG MSCI EAFE INDEX ETF	0	131.912	131.912
DE*	ISHARES EURO STOXX 50 INDSX ETF	0	793	793
DE*	ISHARES EUROPE ETF	0	3.723	3.723
DE*	ISHARES GLOBAL ENERGY ETF	0	532.576	532.576
DE*	ISHARES GLOBAL MONTHLY DIVIDEND INDEX ETF (CAD-HEGDED)	0	948.210	948.210
DE*	ISHARES INTERNATIONAL FUNDAMENTAL INDEX ETF	0	52.434	52.434
DE*	ISHARES INTERNATIONAL SELECT DIVIDEND ETF	0	42.027	42.027
DE*	ISHARES MSCI ACWI ETF	0	5.106.617	5.106.617
DE*	ISHARES MSCI ACWI EX US ETF	0	515.989	515.989
DE*	ISHARES MSCI-EAFE ETF	0	428.472	428.472
DE*	ISHARES MSCI-EAFE	0	11.435.554	11.435.554

83 33 49 4 2/1365

Pagina 57

Azionisti in proprio: 3.046 Teste: 17  
 Azionisti in delega: 8 Azionisti in delega: 1.038

83042/1366

LISTA ESITO DELLE VOTAZIONI

Oggetto: Relazione sulla remunerazione (I Sez.): politica in materia di remunerazione.

FAVOREVOLI

Badge*	Ragione Sociale	Proprio	Delega	Totale
DE*	ISHARES MSCI SAFE VALUE ETF	0	2.241.413	2.241.413
DE*	ISHARES MSCI EUROPE IMI INDEX ETF	0	55.338	55.338
DE*	ISHARES MSCI EUROZONE ETF	0	3.956.158	3.956.158
DE*	ISHARES MSCI GLOBAL ENERGY PRODUCERS ETF	0	53.880	53.880
DE*	ISHARES MSCI ITALY ETF	0	2.194.353	2.194.353
DE*	ISHARES MSCI KOSUAI ETF	0	9.702	9.702
DE*	ISHARES MSCI WORLD ETF	0	36.595	36.595
DE*	ISHARES WHOLESALE INTERN EQ INDEX FUND	0	176.231	176.231
DE*	ISHARES WHOLESALE SCREENED INTERNATIONAL EQUITY INDEX FUND	0	19.852	19.852
DE*	JANUS HENDER GLOBAL NATURAL RESOURCES FD	0	60.457	60.457
DE*	JANUS HENDERSON CAPITAL FUNDS PLC	0	39.152	39.152
DE*	JANUS HENDERSON INSTITUTIONAL EUROPEAN INDEX OPPORTUNITIES FUND	0	202.932	202.932
DE*	JAPAN TRUSTEE SERVICES BANK LTD	0	2.635	2.635
DE*	JAPAN TRUSTEE SERVICES BANK LTD	0	5.525	5.525
DE*	JAPAN TRUSTEE SERVICES BANK LTD	0	10.370	10.370
DE*	JAPAN TRUSTEE SERVICES BANK LTD	0	14.849	14.849
DE*	JAPAN TRUSTEE SERVICES BANK LTD	0	23.280	23.280
DE*	JAPAN TRUSTEE SERVICES BANK LTD	0	24.898	24.898
DE*	JAPAN TRUSTEE SERVICES BANK LTD	0	78.090	78.090
DE*	JAPAN TRUSTEE SERVICES BANK LTD. AS TRUSTEE FOR SMTB KOSUAI QUAN TITRATIVE EQUITY MOTHER FUND	0	124.009	124.009
DE*	JAPAN TRUSTEE SERVICES BANK LTD. AS TRUSTEE FOR STB GS GLOBAL (EX JAPAN) QUANT EQUITY MOTHER FUND	0	87.931	87.931
DE*	JEFFREY LLC	0	91.997	91.997
DE*	JNL/BLACKROCK GLOBAL ALLOCATION FUND	0	6.206	6.206
DE*	JNL/BLACKROCK NATURAL RESOURCES FUND	0	17.631	17.631
DE*	JNL/FRANKLIN TEMPLETON GLOBAL GROWTH FUN	0	450.750	450.750
DE*	JNL/MELLON CAPITAL INTNL INDEX FUND	0	744.137	744.137
DE*	JOHN HANCOCK FUNDS II GLOBAL ABSOLUTE RETURN STRATEGIES FUND	0	315.070	315.070
DE*	JOHN HANCOCK FUNDS II INTERNATIONAL STRATEGIC EQUITY ALLOCATION FUND	0	507.932	507.932
DE*	JOHN HANCOCK FUNDS II INTERNATIONAL VALUE FUND	0	132.715	132.715
DE*	JOHN HANCOCK FUNDS II STRATEGIC EQUITY ALLOCATION FUND	0	326.904	326.904
DE*	JOHN HANCOCK HEDGED EQUITY AND INCOME FOND	0	239.425	239.425
DE*	JOHN HANCOCK LIFE AND HEALTH INSURANCE COMPANY	0	26.379	26.379
DE*	JOHN HANCOCK VAR INS TRUST STRATEGIC EQUITY ALLOCATION TRUST	0	127.926	127.926
DE*	JOHN HANCOCK VARIABLE INSURANCE TRUST GLOBAL TRUST	0	573.739	573.739
DE*	JOHN HANCOCK VARIABLE INSURANCE TRUST INTERNATIONAL EQUITY INDEX TRUST	0	170.472	170.472
DE*	JOHN HANCOCK VARIABLE INSURANCE TRUST INTERNATIONAL VALUE TRUST	0	90.809	90.809
DE*	JP TR SERV BR LTD RFP MATE MSCI KOSUAI INDEX MOTHER F	0	408.878	408.878
DE*	JPM EUROPE DYNAMIC (EX UK) FUND	0	129.619	129.619
DE*	JPM FUND ICVC-JPM MULTI-ASSET INCOME FD	0	13.103	13.103
DE*	JPMORGAN BETABUILDERS EUROPE ETF	0	1.397.894	1.397.894
DE*	JPMORGAN CHASE BANK - P6 - CANADA PARTNERSHIPS	0	18.478	18.478
DE*		0	1.189.347	1.189.347
DE*		0	32.755	32.755

LISTA ESITO DELLE VOTAZIONE

Oggetto: Relazione sulla remunerazione (1 Sez.): politica in materia di remunerazione.

FAVOREVOLI

Badge	Ragione Sociale	Proprio	Delega	Totale
DE*	JPMORGAN CHASE BANK - FB - UNITED STATES INDIVIDUALS	0	5.419	5.419
DE*	JPMORGAN CHASE BANK - FB - UNITED STATES PARTNERSHIP	0	6.261	6.261
DE*	JPMORGAN CHASE BANK - FB - UNITED STATES TRUSTS	0	3.188	3.188
DE*	JPMORGAN DIVERSIFIED FUND	0	43.072	43.072
DE*	JPMORGAN DIVERSIFIED RETURN EUROPE EQUITY ETF	0	3.833	3.833
DE*	JPMORGAN DIVERSIFIED RETURN GLOB EQ ETF	0	21.645	21.645
DE*	JPMORGAN DIVERSIFIED RETURN INTERNATIONAL EQUITY ETF	0	236.536	236.536
DE*	JPMORGAN EUROPE STRATEGIC DIVIDEND FUND	0	32.780	32.780
DE*	JPMORGAN EUROPEAN INVESTMENT TRUST PLC	0	194.412	194.412
DE*	JPMORGAN FUND ICVC - JPM EUROPE FUND	0	45.798	45.798
DE*	JPMORGAN FUNDS (IRELAND) ICAV	0	5.555.792	5.555.792
DE*	JPMORGAN GLOBAL ALLOCATION FUND	0	1.533	1.533
DE*	JPMORGAN INCOME BUILDER FUND	0	244.626	244.626
DE*	JPMORGAN INCOME TRUST INCOME BUILDER	0	236.394	236.394
DE*	JPMORGAN INTERNATIONAL ADVANTAGE FUND	0	1.305	1.305
DE*	JPMORGAN INTERNATIONAL ADVANTAGE FUND	0	2.145.679	2.145.679
DE*	JPMORGAN INTERNATIONAL VALIDE FUND	0	218.672	218.672
DE*	JPMORGAN INTREPID EUROPEAN FUND	0	694.849	694.849
DE*	JPMORGAN INVESTMENT FUNDS	0	2.137.324	2.137.324
DE*	JPMORGAN LIFE LIMITED	0	6.242	6.242
DE*	JPMORGAN MULTI BALANCED FUND	0	3.179	3.178
DE*	JPMORGAN MULTI INCOME FUND	0	100.289	100.289
DE*	JPMORGAN SAR EUROPEAN FUND 50/F	0	484.935	484.935
DE*	JPMON ACTIONS OBLIGATIONS	0	77.121	77.121
DE*	KAISER FOUNDATION HOSPITALS	0	229.540	229.540
DE*	KATHERINE C. MOORE CHARITABLE LEAD ANNUITY TRUST II	0	1.795.352	1.795.352
DE*	KL EUROSTORX50 DB	0	2.180	2.180
DE*	KREBSHILFE 2 FONDS	0	47.431	47.431
DE*	L.S. DYNAMIQUE ET SOLIDAIRE	0	5.900	5.900
DE*	LA MONDIALE	0	8.461	8.461
DE*	LA SAUVEGARDE (A) EUROPE	0	1.170.000	1.170.000
DE*	LATICOERE A	0	12.942	12.942
DE*	LAUDDS INTERNATIONAL MARKETMASTERS FUND	0	5.764	5.764
DE*	LAUSANNE N 6	0	11.075	11.075
DE*	LAZARD ASSET MANAGEMENT LLC	0	16.285	16.285
DE*	LAZARD GLOBAL DYNAMIC MULTI ASSET PORTFOLIO	0	21.660	21.660
DE*	LAZARD INTERNATIONAL EQUITY ADVANTAGE PORTFOLIO	0	3.318	3.318
DE*	LAZARD MANAGED EQUITY VOLATILITY PORTFOLIO	0	1.562	1.562
DE*	LAZARD RETIREMENT GLOBAL DYNAMIC MULTI ASSET PORTFOLIO	0	360	360
DE*	LCDM GLOBAL EQUITY FUNDS	0	3.314	3.314
DE*	ICF PRAVDA INTERNATIONAL	0	13.410	13.410
DE*		0	38.922	38.922
DE*		0	68.260	68.260

83942/302

Azionisti: 1.046 Tesse: 17  
 Azionisti in proprio: 8 Azionisti in delega: 3.038

03 04 21 1268

LISTA ESITO DELLE VOTAZIONE

Oggetto: Relazione sulla remunerazione (I Sez.): politica in materia di remunerazione.

FAVOREVOLI

Badge	Ragione sociale	Proprio	Delega	Totale
DE*	ECL ACTIONS EURO CORE*	0	13.308	13.308
DE*	ECL ACTIONS EURO RESTRUCTURATION	0	23.996	23.996
DE*	ECL ACTIONS EUROPE	0	5.591	5.591
DE*	ECL ACTIONS EUROPE CORE + EURO	0	6.139	6.139
DE*	ECL ACTIONS FRANCE CORE PLUS	0	117	117
DE*	ECL ACTIONS MONDE HORS EUROPE EURO	0	133.208	133.208
DE*	LEGAL AND GENERAL ASSURANCE PENSIONS MANAGEMENT LIMITED	0	10.720.394	10.720.394
DE*	LEGAL AND GENERAL ASSURANCE SOCIETY LIMITED	0	179.114	179.114
DE*	LEGAL AND GENERAL COLLECTIVE INVESTMENT TRUST.	0	372.412	372.412
DE*	LEGAL AND GENERAL COLLECTIVE INVESTMENT TRUST..	0	823	823
DE*	LEGAL AND GENERAL INVESTMENT MANAGEMENT	0	6.081	6.081
DE*	LEGG MASON INC.	0	535	535
DE*	LEGG MASON QS INVESTORS GLOBAL EQUITY FU	0	1.034	1.034
DE*	LEMBAGA TABUNG AMARAH PEKERJA	0	11.462	11.462
DE*	LG7 SELECT FUNDS	0	31.518	31.518
DS*	LOF EUROPE ALL CAP LEADERS.	0	97.591	97.591
DE*	LOMBARD ODIER ASSET MANAGEMENT (SWITZERLAND) SA	0	1.500	1.500
DE*	LOS ANGELES CAPITAL GLOBAL FUND FIC	0	439	439
DE*	LUCRIF PTY LTD FOR THE LABOUR UNION CO-OPERATIVE RETIREMENT FUND	0	44.819	44.819
DE*	LV CHALLENGE	0	47.181	47.181
DE*	MAAF SANTE	0	75.589	75.589
DE*	MAAF VIE ACTIF GENERAL	0	30.873	30.873
DE*	MAEF VIE WINNEO PERP	0	407.196	407.196
DE*	MACQUARIE INVESTMENT MANAGEMENT LIMITED	0	1.443	1.443
DE*	MACQUARIE MULTI FACTOR FUND	0	1.291.620	1.291.620
DE*	MAINFIRST SICAV	0	46.063	46.063
DE*	MAN AHL DIVERSIFIED MARKETS EU BEHA- WORLD TRADE CENTER	0	68.000	68.000
DE*	MAN FUNDS VIII ICAV-MAN AHL DIVERSIFIED.	0	320	320
DE*	MAN MONERIC INTERNATIONAL ALPHA (US) LP	0	3.324	3.324
DE*	MANAGED PENSION FUNDS LIMITED	0	89.740	89.740
DE*	MANAGEMENT BOARD PUBLIC SERVICE PENSION	0	392.316	392.316
DE*	MANNING AND NAPJER	0	7.001	7.001
DE*	MANULIFE GLOBAL FUND.	0	28.145	28.145
DE*	MANULIFE INTERNATIONAL EQUITY FUND UT	0	127.452	127.452
DE*	MASTER TRUST FOR SIEMENS PENSION PLANS	0	790.206	790.206
DE*	MASTER TRUST FOR SIEMENS SAVINGS PLANS	0	38.618	38.618
DE*	MAODSLEY CHARITY	0	152.981	152.981
DE*	MCKINLEY NOW US DEVELOPED 130 30 GROWTH ONSHORE FOND LP C O MCKINLEY C.MGMT.LLCC	0	25.422	25.422
DE*	MERCER UNHEPGE OVENSEAS SHARES TRUST	0	19.339	19.339
DE*	MERRILL LYNCH PROFESSIONAL CLEARING CORP	0	142.609	142.609
DE*	MFS BLENDED RESEARCH INTERNATIONAL EQUITY FUND	0	62.430	62.430
DE*	MFS DEVELOPMENT FUNDS, LLC	0	231.448	231.448
DE*		0	1.059	1.059

LISTA ESITO DELLE VOTAZIONE

Oggetto: Relazione sulla remunerazione (I Sez.): politica in materia di remunerazione.

FAVOREVOLI

Badge	Ragione Sociale	Proprio	Delega	Totale
DE*	MFS DIVERSIFIED INCOME FUND	0	683.065	683.065
DE*	MFS EQUITY INCOME FUND	0	132.263	132.263
DE*	MFS GLOBAL ALTERNATIVE STRATEGY FUND	0	3.587	3.587
DE*	MFS GLOBAL TOTAL RETURN FUND	0	1.347.128	1.347.128
DE*	MFS HERITAGE TRUST COMPANY COLLECTIVE INVESTMENT TRUST	0	224.130	224.130
DE*	MFS INSTITUTIONAL INTERNATIONAL EQUITY F	0	5.087.060	5.087.060
DE*	MFS INTERNATIONAL RESEARCH EQUITY LLC	0	22.975	22.975
DE*	MFS RESEARCH INTERNATIONAL FUND	0	4.329.478	4.329.478
DE*	MFS VAR INSURANCE TRUST II-MFS GLOBAL TACTICAL ALLOCATION PTF	0	78.190	78.190
DE*	MFS VARIABLE INSURANCE TRUST - MFS TOTAL RETURN SPRIES	0	319.198	319.198
DE*	MFS VARIABLE INSURANCE TRUST II - MFS RESEARCH INT PORTFOLIO	0	210.721	210.721
DE*	MINIWORKERS PENSION SCHEMS	0	629.818	629.818
DE*	MINISTRY OF ECONOMY AND FINANCE	0	313.849	313.849
DE*	MISSOURI EDUCATION PENSION TRUST	0	2.083.279	1.083.279
DE*	MLC INVESTMENTS, LLC LIMITED	0	965.582	965.582
DE*	MMA IARO SA (A) EUROPE	0	345.180	345.180
DE*	MONDRIAN ALL COUNTRIES WORLD EX-U.S	0	453.428	453.428
DE*	MONDRIAN INT.EQ.COLLECTIVE.INV.TRUST	0	750.275	750.275
DE*	MONDRIAN INTERNATIONAL EQUITY FUND	0	1.004.106	1.004.106
DE*	MONGELAS	0	35.433	35.433
DE*	MORGAN STANLEY INVESTMENT FUNDS	0	831.885	831.885
DE*	MSCI EUROPE EQUITY ESG SCREENED INDEX FU	0	3.394	3.394
DE*	MTR GOVERNMENT PENSION INVESTMENT FUND 4	0	7.431.856	7.431.856
DE*	MTRJ DAIDO LIFE FOREIGN EQUITY MOTHER FD	0	3.210	3.210
DE*	MULTI-MANAGER DIRECTIONAL ALTERNATIVE STRATEGIES FUND	0	53.235	53.235
DE*	MULTI-MANAGER INTERNATIONAL EQUITY STRATEGISS FUND	0	331.862	331.862
DE*	N I REMEDMENT USIMOR	0	17.268	17.268
DE*	NATEXIS PERFORMANCE 9	0	42.694	42.694
DE*	NATIONAL COUNCIL FOR SOCIAL SEC FUND	0	22.615	22.615
DE*	NATIONAL FARMERS UNION MUTUAL INSURANCE	0	289.855	289.855
DE*	NATIONAL GRID UK PENSION SCHEME	0	169.792	169.792
DE*	NATIONWIDE BAILLARD INTERNATIONAL EQUIT F	0	60.000	60.000
DE*	NATIONWIDE INTERNATIONAL INDEX FUND	0	244.261	244.261
DE*	NATIXIS IONIS	0	7.546	7.546
DE*	NATIXIS LCR ACTIONS EURO	0	59.681	59.681
DE*	NATWEST TR+DEP SERV LTD ATO ST. JAMES'S PL MULTI ASS CM TR	0	134.900	134.900
DE*	NATWEST TR+DEP SERV LTD ATO ST. JAMES'S PL STRAT INC UN TR	0	137.913	137.913
DE*	NATWEST TRU+DEP SERV LTD ATO ST. JAMES'S PL GL EQ UN TR	0	202.862	202.862
DE*	NBMC CAFÉ EQUITY INDEX FUND - CLASS N	0	58.456	58.456
DE*	NEUBERGER BERMAN ALTERNATIVE FUNDS - NB MULTI-STYLE PREMIA FO	0	5.803	5.803
DE*	NEUBERGER BERMAN ALTERNATIVE FUNDS NB MULTI-ASSET INCOME FUND	0	1.246	1.246
DE*	NEUBERGER BERMAN GLOBAL ALLOCATION FUND	0	1.767	1.767
DE*	NEUBERGER BERMAN INVESTM FUNDS PLC	0	18.195	18.195

83042/268 d

*[Handwritten signature]*

Pagina 61

17  
3.038

3.046 Tesic.  
8 Azionisti in delega.

Azionisti in proprio.

*[Large handwritten signature]*

83942/370

## LISTA ESITO DELLE VOTAZIONE

Oggetto: Relazione sulla remunerazione (1 Sez.): politica in materia di remunerazione.

## FAVOREVOLI

Badge	Ragione Sociale	Proprio	Delega	Totale
DE*	NEUFIZE VIE OPPORTUNITES	0	45.000	45.000
DE*	NEW ENGLANDTERRMSTERS AND SMOCKING INDUSTRY PENSION PLAN	0	32.760	32.760
DE*	NEW MEXICO STATE INVESTMENT COUNCIL	0	361.975	361.975
DE*	NEW YORK STATE COMMON RETIREMENT FUND	0	63.300	63.300
DE*	NEW YORK STATE COMMON RETIREMENT FUND	0	463.842	463.842
DE*	NEUBURG MCNEINEZ LIMITED INVESTORS WHOLESALR GLOBAL EQUITY (INDEX) TRUST	0	110.164	110.164
DE*	NFS LIMITED TRAFALGAR COURT ADMIRAL	0	304.411	304.411
DE*	NH-AMUNDI PRIVATE SECURITISS INVESTMENT TRUST 51;EQUITY BALANCED-DERIVATIVES)	0	8.061	8.061
DE*	NIRAKO AM WORLD FUS--AN INTSECH GLOBAL CORE FUND	0	112	112
DE*	NN (L)	0	877.074	877.074
DE*	NORGES BANK	0	615.022	615.022
DE*	NRGE TRADING LTD	0	840.228	840.228
DE*	KUMERIC SOCIALLY AWARE MULTI-STRATEGY FUNG LTD	0	25.000	25.000
DE*	NVIT INTERNATIONAL INDEX FUND	0	22	22
DE*	NVIT MULTI-MANAGER INTERNATIONAL VALUE F	0	359.512	359.512
DE*	OB 2	0	322.380	322.380
DE*	OCIRP ACTIONS P	0	83.809	83.809
DE*	OLD MUTUAL GLOBAL EQUITY FUND A SUB FUND OF OLD MUTUAL INVESTMENT FUND S SERIES II	0	107.000	107.000
DE*	OLD MUTUAL GLOBAL INVESTORS	0	197.168	197.168
DE*	OLD MORTH STATE HEDGED EQUITY MWT LLC	0	58.916	58.916
DE*	OMEPATH GLOBAL SHARES - LARGE CAP (UNHEGDED) INDEX POOL	0	110.230	110.230
DE*	OMEPATH LOW VOLATILITY GLOBAL EQ IN POOL	0	251.495	251.495
DE*	OREGON PUBLIC EMPLOYEES RETIREMENT SYSTEM	0	28.041	28.041
DE*	OSSHARES FTSE EUROPE QUALITY DIVIDEND STP	0	2.778.471	2.778.471
DE*	PALATINE ENTREPRISES FAMILIALES IS	0	16.973	16.973
DE*	PANAGORA RISK PARITY M.A.C.FD	0	10.000	10.000
DE*	PARTNERS HEALTHCARE SYSTEM LMC	0	1.255	1.255
DE*	PARVEST	0	184.970	184.970
DE*	PAVLION INTERNAT FOCUSED EQUITY POOL	0	457.498	457.498
DE*	PENSION BEREFIT GUARANTY CORPORATION	0	13.000	13.000
DE*	PEOPLE'S BANK OF CHINA	0	620.546	620.546
DE*	PERPETUAL ECONOMIC DIVERSIF. GLOB EQUI F	0	5.882.850	5.882.850
DE*	PEYREDOX	0	37.002	37.002
DE*	PHOENIX LIFE LIMITED	0	8.000	8.000
DE*	PICTET TR	0	416.957	416.957
DE*	PICTET-EUROLAND INDEX	0	525.236	525.236
DE*	PICTET-EUROPE INDEX	0	131.695	131.695
DE*	PICTON MAHONEY FORTIFIED EQUITY FUND	0	475.652	475.652
DE*	PINCO VARIABLE INSUR TR-DIMCO GLO MULTI-ASSET MANAGED ALLO PTF	0	20.000	20.000
DE*	PINERIDGE DYNAMIC ASSET ALLOCATION FUND	0	32.999	32.999
DE*	PINERIDGE FUND SERIES PINERIDGE EUROPE EQUITY FUND	0	9.847	9.847
DE*	PIONEER FLEXIBLE OPPORTUNITIES FUND	0	184.012	184.012
DE*		0	235.650	235.650

Azionisti:

3.046

Azionisti in proprio:

17

Teste:

3.038

Pagina 62

LISTA ESITO DELLE VOTAZIONE

Oggetto: Relazione sulla remunerazione (1 Sez.): politica in materia di remunerazione.

FAVOREVOLI

Redds	Ragione Sociale	Proprio	Delega	Totale
DE*	P40	0	7.500	7.500
DE*	PLYMOUTH COUNTY RETIREMENT ASSOCIATION	0	6.674	6.674
DE*	FM MANAGER FUND SFC-SEGREGATED PORT FOLIO 31 C/O INTERTRUST CORPORATE SERVICES (CAYMAN) LIMITED	0	30.380	30.380
DE*	PORTFOLIO LCR ACTIONS	0	4.398	4.398
DE*	POWER CORPORATION SUPERANNUATION PLAN	0	92.508	92.508
DE*	PREDICA ISR EUROPE - ACTIONS	0	30.362	30.362
DE*	PREDIQUANT A2 ACTIONS EUROPE	0	49.270	49.270
DE*	FREDIQUANT EUROCOISSANCS A2	0	70.874	70.874
DE*	PRINCE GEORGES COUNTY SUPPLEMENTAL PENSION PLAN	0	13.900	13.900
DE*	PRIVILEGE - JP MORGAN PAN EUROPEAN	0	7.426	7.426
DE*	PROXY TEAM PARAMETRIC PORTFOLIO ASSOCIATES	0	982	982
DE*	PRUDENTIAL LEGACY INSURANCE COMPANY NJ	0	51.092	51.092
DE*	PUBLIC EMPLOYERS RETIREMENT SYSTEM OF OHIO	0	1.825.278	1.825.278
DE*	PUM ACS EUROPEAN EX UK FUND	0	87.696	87.696
DE*	PUM BOTHWELL EUROPE FUND	0	510.487	510.487
DE*	PUM EUROPEAN UNIT TRUST	0	27.196	27.196
DE*	PUTNAM DYNAMIC ASSET ALLOCATION BALANCED FUND	0	376.444	376.444
DE*	PUTNAM DYNAMIC ASSET ALLOCATION CONSERVATIVE FUND	0	57.882	57.882
DE*	PUTNAM DYNAMIC ASSET ALLOCATION EQUITY FUND	0	8.959	8.959
DE*	PUTNAM DYNAMIC ASSET ALLOCATION GROWTH FUND	0	262.564	262.564
DE*	PUTNAM DYNAMIC RISK ALLOCATION FUND	0	6.191	6.191
DE*	PUTNAM RETIREMENT ADVANTAGE GAA BALANCE PORTFOLIO	0	88.335	88.335
DE*	PUTNAM RETIREMENT ADVANTAGE GAA CONSERVATIVE PORTFOLIO	0	23.854	23.854
DE*	PUTNAM RETIREMENT ADVANTAGE GAA EQUITY PORTFOLIO	0	45.158	45.158
DE*	PUTNAM RETIREMENT ADVANTAGE GAA GROWTH PORTFOLIO	0	150.974	150.974
DE*	PUTNAM RETIREMENT ADVANTAGE GAA INCOME STRATEGIES PORTFOLIO	0	23.604	23.604
DE*	PUTNAM TOTAL RETURN FUND, LLC	0	8.936	8.936
DE*	PUTNAM TOTAL RETURN TRUST	0	17.049	17.049
DE*	PUTNAM VARIABLE TRUST - PUTNAM VT GLOBAL ASSET ALLOCATION F	0	8.392	8.392
DE*	QUANSTIC CAPITAL FUND	0	241.198	241.198
DE*	QUERCUS	0	415.417	415.417
DE*	QUILLTER INVESTORS	0	101.153	101.153
DE*	R MONTJOLY INVESTISSEMENTS POOL AX	0	6.639	6.639
DE*	R PHARMA DVSP	0	70.000	70.000
DE*	RAIFFEISEN INDEX FONDS EURO STOXX 50	0	54.102	54.102
DE*	RBC ISB - COVRA ACT EUROPE INSTIT III	0	191.753	191.753
DE*	RBC ISB - MMS VIE SA	0	839.520	839.520
DE*	RBC O SHAUGHNESSY GLOBAL EQUITY FUND	0	11.911	11.911
DE*	RBC O SHAUGHNESSY INTL EQUITY FUND	0	334.094	334.094
DE*	RBC PRIVATE OVERSEAS EQUITY POOL	0	243.087	243.087
DE*	RBC QUANT SAFE EQUITY LEADERS ETF	0	5.481	5.481
DE*	REBESDEE LIMITED	0	705.527	705.527
DE*	REGIME DE RETRAITS DU PERSONNEL DES CPE	0	136.246	136.246

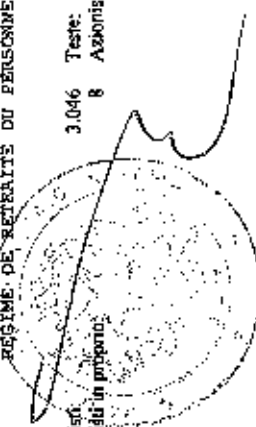
03042/1374

Pagina 63

17  
3.038

Azionisti  
Azionisti in proprio: 3.046  
Azionisti in delega: 8

Teste:



83042/1372

## LISTA ESITO DELLE VOTAZIONE

Oggetto: Relazione sulla remunerazione (1 Sez.): politica in materia di remunerazione, FAVOREVOLI

Badge	Ragione Sociale	Proprio	Delega	Totale
DE*	RETIREMENT INCOME PLAN OF SAUDI ARABIAN OIL COMPANY	0	10.093	10.093
DE*	RETIREMENT PLAN FOR EMPLOYEES OF AETNA INC	0	75.932	75.932
DE*	REYNOLDS AMERICAN DEFINED BENEFIT MASTER	0	243.218	243.218
DE*	ROBERT I. MCNEIL COMPLEX TRUST	0	53.960	53.960
DE*	ROCKEFELLER & CO., INC	0	166.452	166.452
DE*	ROPS EURO P	0	677.591	677.591
DE*	ROPS-SMART INDEX EURO	0	441.823	441.823
DE*	ROTHSCHILD AND CO ASSET MANAGEMENT	0	25.500	25.500
DE*	ROUNDE	0	45.000	45.000
DE*	ROUNDTABLE SVERKEY GLOBAL FUND C/O WELLS CAPITAL MANAGEMENT INCORPORATED	0	32.685	32.685
DE*	ROYAL LONDON GROUP PENSION SCHEME	0	61.877	61.877
DE*	RSI ACTIONS EUROPEENNES 2	0	220.000	220.000
DE*	RUSSELL INVESTMENT COMPANY II PLC	0	154.443	154.443
DE*	RUSSELL INVESTMENTS GLOBAL OPPORTUNITIES FOND	0	202.128	202.128
DE*	RUSSELL INVESTMENTS INTERNATIONAL SHARES FOND	0	77.403	77.403
DE*	RUSSELL INVESTMENTS LOW CARBON GLOBAL SHARES FOND	0	19.740	19.740
DE*	RUSSELL TRUST CO COMMINGLED EMPLOYEE BENEFIT FUNDS TRUST	0	352.956	352.956
DE*	S&W MAGNON TRUST	0	108.168	108.168
DE*	SAEV MASTERFONDS INKA	0	118.341	118.341
DE*	SAPRA DYNAMIQUE	0	23.710	23.710
DE*	SAPRA MIXTE SOLIDAIRE	0	4.669	4.669
DE*	SAN DIEGO CITY EMPLOYEES RETIREMENT SYSTEM	0	342.534	342.534
DE*	SANLAM GLOBAL FUNDS PLC	0	77.450	77.450
DE*	SAS TRUSTEE CORPORATION	0	42.978	42.978
DE*	SAS TRUSTEE CORPORATION	0	79.444	79.444
DE*	SAS TRUSTER CORPORATION	0	91.063	91.063
DE*	SBC MASTER PENSION TRUST	0	113.196	113.196
DE*	SBC MASTER PENSION TRUST	0	307.453	307.453
DE*	SBC MASTER PENSION TRUST 208	0	60.755	60.755
DE*	SCHRODER ADVANCED BETA GLOBAL EQUITY SMA	0	13.384	13.384
DE*	SCHRODER DIVERSIFIED GROWTH FUND	0	256.231	256.231
DE*	SCHRODER DIVERSIFIED GROWTH PORTFOLIO, L	0	10.365	10.365
DE*	SCHRODER DIVERSIFIED GROWTH TRUST	0	13.987	13.987
DE*	SCHRODER EUROPEAN ALPHA PLUS FUND	0	546.902	546.902
DE*	SCHRODER EUROPEAN RECOVERY FUND	0	1.267.862	1.267.862
DE*	SCHRODER GAIA	0	19.029	19.029
DE*	SCHRODER GLOBAL ALLOCATOR FUND	0	1.597	1.597
DE*	SCHRODER GLOBAL EQUITY INCOME FUND	0	1.209.576	1.209.576
DE*	SCHRODER GLOBAL MULTI-FACTOR EQUITY FUND	0	227.469	227.469
DE*	SCHRODER GLOBAL RECOVERY FUND	0	334.449	334.449
DE*	SCHRODER IN.P.F.ADV.GL.EQUITY.FU	0	28.375	28.375
DE*	SCHRODER INCOME MAXIMSR	0	1.861.647	1.861.647
DE*	SCHRODER INCOME_FUND	0	3.411.155	3.411.155

Azionisti:

3.046

Teste:

17

Pagina 64

Azionisti in propria:

B

Azionisti in delega:

3.038



LISTA ESITO DELLE VOTAZIONE

Oggetto: Relazione sulla remunerazione (I Sez.): politica in materia di remunerazione.

FAVOREVOLI

Badge	Ragione Sociale	Proprio	Delega	Totale
DE*	SCHRODER INTERNATIONAL SELECTION FUND	0	10.976.117	10.976.117
DE*	SCHRODER MOORGATE 1 FUND	0	129.588	129.588
DE*	SCHRODER PENSION MANAGEMENT LTD	0	107.165	107.165
DE*	SCHRODER RESPONSIBLE VALUE UK EQUITY FUN	0	104.967	104.967
DE*	SCHRODER SUSTAINABLE MULTI FACTOR EOP FD	0	154.136	154.136
DE*	SCHWAB FUNDAMENTAL INTERNATIONAL LARGE COMPAN	0	1.705.006	1.705.006
DE*	SCHWAB INTERNATIONAL CORE EQUITY FUND	0	568.335	568.335
DE*	SCHWAB INTERNATIONAL EQUITY ETF	0	295.189	295.189
DE*	SCHWAB INTERNATIONAL INDEX FUND	0	2.597.444	2.597.444
DE*	SDA INTL EQUITY INDEX FO-WORLD	0	902.621	902.621
DE*	SDX K3 FONDS	0	67.918	67.918
DE*	SEBYOND ACTIONS EUROPEENNES	0	4.080	4.080
DE*	SEBYOND EQTY FACTOR INV EUR	0	173.876	173.876
DE*	SEBYOND EQUITY FACTOR INVESTING	0	14.069	14.069
DE*	SEBYOND EUROPE MINVARIANCE	0	5.587	5.587
DE*	SEI INST INV TRU SCREENED WOR EQ EX US F	0	566.970	566.970
DE*	SEI INST INVEST TRUST WORLD EQ EX-US FUN	0	15.450	15.450
DE*	SEI INSTITUT INTE TRUST INTERNAT EQTY FU	0	1.385.362	1.385.362
DE*	SEI INSTITUT MANAGED TRUS MULTI AS ACC F	0	51.489	51.489
DE*	SEI INSTITUT INV TRUST WORLD SEL.EQY.FUN	0	26.389	26.389
DE*	SENTOSA DEVELOPMENT CORPORATION	0	6.388	6.388
DE*	SHELL PENSIONS TRUST LIMITED AS TRUSTEE OF SHELL CONTRIBUTORY PENSION FUND	0	8.768	8.768
DE*	SHELL TRUST (BERMUDA) LIMITED AS TRUSTEE OF THE SHELL INTERNATIONAL PENSION FUND	0	159.578	159.578
DE*	SHELL TRUST (BERMUDA) LTD AS TRUSTEE OF THE SHELL OVERSEAS CONTRIBUTORY PENSION FUND	0	35.621	35.621
DE*	SHELL TRUST BERMUDA LTD AS TRUSTEE OF THE SHELL OVERSEAS CONTRIBUTORY PENSION FUND	0	88.202	88.202
DE*	SHINKO GLOBAL EQUITY INDEX MOTHER FUND	0	50.811	50.811
DE*	SINGLE SELECT PLATFORM	0	2.829	2.829
DE*	SIVE	0	339.490	339.490
DE*	SIX CIRCLES INTERNAT UNCONSTRAIN EQ FUND	0	44.819	44.819
DE*	SIX CIRCLES INTERNATIONAL	0	1.278.610	1.278.610
DE*	SIX CIRCLES MANAGED EQUITY POR	0	2.861.912	2.861.912
DE*	SIX CIRCLES MANAGED EQUITY PORTFOLIO INTERNATIONAL UNCONSTRAINED FUND	0	64.382	64.382
DE*	SMITH & WILLIAMSON EUROPEAN EQUITY FUND	0	250.980	250.980
DE*	SMITH & WILLIAMSON UK RESIDENTS 474	0	30.000	30.000
DE*	SMITH & WILLIAMSON OVERSEAS	0	12.040	12.040
DE*	SMITH E WILLIAMSON INVESTMENT FUNDS PLC	0	650	650
DE*	SONDERVERMOEGEN ALLIANZ VGI 1 FONDS	0	354.633	354.633
DE*	SONDERVERMOEGEN ALLIANZ VKA FONDS	0	98.159	98.159
DE*	SONDERVERMOEGEN BAM	0	814.590	814.590
DE*	SONDERVERMOEGEN DIN-MAGDEBURG-FONDS	0	12.643	12.643
DE*	SONDERVERMOEGEN ALLIANZET-FONDS DEW-CO	0	13.895	13.895
DE*	SONDERVERMOEGEN ALLIANZET-FONDS DNCO	0	31.567	31.567
DE*		0	10.968	10.968

039421313

Pagina 65

17

3.008

3.046 Teste:

8 Azionisti in delega:

Azienda in deposito  
 Azienda in deposito

## LISTA ESITO DELLE VOTAZIONE

Oggetto: Relazione sulla remunerazione (1 Sez.): politica in materia di remunerazione.

FAVOREVOLI

Badge	Ragione Sociale	Proprio	Delega	Totale
DE*	SONDERVERMOGEN ALLIANZGI-FONDS DSM-CO	0	19.235	19.235
DE*	SONDERVERMOGEN ALLIANZGI-FONDS DSM-ORFONDS	0	10.164	10.164
DE*	SONDERVERMOGEN AM 4	0	50.231	50.231
DE*	SONDERVERMOGEN INKA LUCK FONDS	0	35.536	35.536
DE*	SONDERVERMOGEN INKA TERTIUS	0	9.756	9.756
DE*	SONDERVERMOGEN FRAP INKA	0	48.954	48.954
DE*	SONDERVERMOGEN TOSCA XI	0	25.246	25.246
DE*	SONOMA COUNTY EMPLOYEES RETIREMENT ASSOCIATION	0	204.794	204.794
DE*	SOUTHERN COMPANY SYSTEM MASTER RETIREMEN	0	807.160	807.160
DE*	SEPR S+P WORLD EX AUSTRALIA FUND	0	9.156	9.156
DE*	SPP AKTIEFOND EUROPA	0	224.349	224.349
DE*	SPP AKTIEFOND GLOBAL	0	145.612	145.612
DE*	SPP GENERATION 40 TAL	0	3.932	3.932
DE*	SPP GENERATION 50 TAL	0	32.435	32.435
DE*	SPP GENERATION 60-TAL	0	111.765	111.765
DE*	SPP GENERATIONSFOND 70 TAL	0	70.145	70.145
DE*	SPP GENERATIONSFOND 80-TAL	0	12.871	12.871
DE*	SSGA INTERNATIONAL STOCK SELECTION FUND	0	230.420	230.420
DE*	STANDARD INVESTMENT RESEARCH HEDGED EQUITY MASTER FUND LTD	0	616.398	616.398
DE*	STANDARD LIFE WEALTH INTERNATIONAL LTD	0	1.500	1.500
DE*	STATE OF ALASKA RETIREMENT AND BENEFITS PLANS	0	2.020.686	2.020.686
DE*	STATE OF CALIFORNIA MASTER TRUST	0	13.470	13.470
DE*	STATE OF CALIFORNIA SAVINGS PLUS PROGRAM MASTER TRUST	0	270.743	270.743
DE*	STATE OF WYOMING	0	373.369	373.369
DE*	STATE STREET GLOBAL ADVISORS LUXEMBOURG SICAV	0	821.267	821.267
DE*	STATE STREET GLOBAL INDEX PLUS TRUST	0	58.017	58.017
DE*	STICHT BEDRIJFST FONDS VOOR DE MEDIA PNO	0	209.628	209.628
DE*	STICHTING AHOLD DELTAIZE PENSIOEN	0	162.176	162.176
DE*	STICHTING ALGEMEEN PENSIOENFONDS	0	101.029	101.029
DE*	STICHTING BEDRIJFS PENSIOENFONDS VOOR NET BAKKERSBEDRIJF	0	87.277	87.277
DE*	STICHTING DEPOSITARY APG DEVELOPED MARKE	0	1.486.943	1.486.943
DE*	STICHTING PENSIOENFONDS BROXTMILJ	0	10.611	10.611
DE*	STICHTING PENSIOENFONDS VOOR VERLOSKUNDIGEN	0	340.744	340.744
DE*	STICHTING SHELL PENSIOENFONDS	0	346.101	346.101
DE*	STOREBRAND LIVSFORSIKRING	0	97.489	97.489
DE*	SUCCESSOR COEUR D'ALENE CUSTODIAL AND WORK TRUST	0	2.641	2.641
DE*	SUREME COFONDS	0	25.000	25.000
DE*	SUN LIFE MFS DIVIDEND INCOME FUND	0	32.846	32.846
DE*	SUN LIFE MFS GLOBAL TOTAL RETURN FUND	0	106.302	106.302
DE*	SUN LIFE MFS LOW VOLATILITY INTERNATIONAL	0	1.920	1.920
DE*	SUN LIFE MFS MONTHLY INCOME FUND	0	8.084	8.084
DE*	SUPER FUNDS MAMAG CORP SOUTH AUSTRALIA	0	24.816	24.816
DE*	SURAVENIR ACTIONS PROTECT	0	383.000	383.000

Pagina 66

Azionisti: 3.046 Tesi: 17  
 Azionisti in proprio: 8 Azionisti in delega: 3.038

LISTA ESITO DELLE VOTAZIONE

Oggetto: Relazione sulla remunerazione (3 Sez.): politica in materia di remunerazione.

FAVOREVOLI


Badge	Ragione Sociale	Proprio	Delega	Totale
DE*	SUST. GLOBAL EQUITY EX CN CONCEPT	0	37.000	37.000
DE*	SUZDKA INKA	0	66.537	66.537
DE*	SWISS LIFE LUXEMBOURG SA	0	50.029	50.029
DE*	SWISS LIFE LUXEMBOURG SA	0	90.361	90.361
DE*	SWISS NATIONAL BANK	0	201.594	201.594
DE*	SWISSCANTO (LU) EQUITY FUND	0	11.377.063	11.377.063
DE*	SWISSCANTO FONDSLEITUNG AG	0	10.146	10.146
DE*	SYLVAN PARTNERS, LLC	0	1.101.897	1.101.897
DE*	T ROWE CONCENTRATED INTERNAT EQUITY FUND	0	5.406	5.406
DE*	T ROWE PRICE GLOBAL ALLOCATION FUND INC	0	277.577	277.577
DE*	T ROWE PRICE INTERNATIONAL EQUITY INDEX FUND	0	41.801	41.801
DS*	T. ROWE PRICE FUNDS SICAV	0	112.118	112.118
DE*	T. ROWE PRICE FUNDS SICAV	0	1.818	1.818
DE*	T. ROWE PRICE FUNDS SICAV	0	16.872	16.872
DE*	T. ROWE PRICE FUNDS SICAV	0	99.183	99.183
DE*	T. ROWE PRICE INF INC. EUROPEAN STOCK FU	0	219.440	219.440
DE*	T. ROWE PRICE INTERNATIONAL CONCENTRATED	0	1.350.831	1.350.831
ES*	T. ROWE PRICE FUNDS OEIC - CONTINENTAL EU	0	118.306	118.306
DE*	TCORPIM INDEXED INTERNATIONAL SHARE (UNHEGED) FUND	0	2.246	2.246
DE*	TEACHER RETIREMENT SYSTEM OF TEXAS	0	28.642	28.642
DE*	TEACHERS' RETIREMENT SYSTEM OF THE STATE OF ILLINOIS	0	100.787	100.787
DE*	TECHNIP DYNAMIQUE	0	1.543.935	1.543.935
DE*	TECHNIP EQUILIBRE	0	29.465	29.465
DE*	TEMPLETON EAFE DEVELOPED MARKETS FUND	0	32.696	32.696
DE*	TEMPLETON EUROPEAN EQUITY MASTER FUND	0	289.718	289.718
DE*	TEMPLETON EX-JAPAN GLOBAL EQUITY FUND LT	0	4.955	4.955
DE*	TEMPLETON FOREIGN FUND	0	14.784	14.784
DE*	TEMPLETON GLOBAL EQUITY MASTER FUND	0	6.975.084	6.975.084
DE*	TEMPLETON GLOBAL EQUITY TRUST	0	12.250	12.250
DE*	TEMPLETON GLOBAL GROWTH FUND LIMITED	0	859.751	859.751
DS*	TEMPLETON GLOBAL STOCK TRUST	0	164.223	164.223
DE*	TEMPLETON GLOBAL TRUST FUND	0	450.036	450.036
DE*	TEMPLETON GROWTH FUND INC	0	81.668	81.668
DE*	TEMPLETON GROWTH FUND, LTD.	0	10.332.692	10.332.692
DE*	TEMPLETON INSTIT. FUNDS-INTL. EQUITY SERIE	0	390.220	390.220
DE*	TEMPLETON INSTITUTIONAL FUNDS - GLOBAL E	0	3.679.109	3.679.109
DE*	TEMPLETON INTERNATIONAL EQUITY TRUST	0	224.410	224.410
DE*	TEMPLETON INTERNATIONAL EQUITY TRUST	0	413.446	413.446
DE*	TEMPLETON INTERNATIONAL STOCK TRUST	0	519.001	519.001
DE*	TEMPLETON INTERNATIONAL STOCK TRUST	0	292.218	292.218
DE*	TEMPLETON MASTER TRUST - SERIES 1	0	352.685	352.685
DE*	TEMPLETON NVIT INTERNATIONAL VALUE FUND	0	265.947	265.947
DE*	TEMPLETON SELECT GLOBAL EQUITY FUND	0	6.909	6.909

83942 1375

Pagina 67

17  
3.038

Azionisti in proprio 3.046 Teste:  
Azionisti in delega 8 Azionisti in delega.



83942/1346

## LISTA ESITO DELLE VOTAZIONE

Oggetto: Relazione sulla remunerazione (1 Sez); politica in materia di remunerazione.

FAVOREVOLI

Badge	Ragione Sociale	Proprio	Delega	Totale
DE*	TELEFON WORLD FUND	0	3.201.494	3.201.494
DE*	TESLA FOCHE ACTIONS	0	39.900	39.900
DE*	TFL PENSION FUND	0	28.754	28.754
DE*	THE ARROWSTREET COMMON CONTRACTUAL FUND	0	98.164	98.164
DE*	THE BARCLAYS BANK UK RETIREMENT FUND	0	39.735	39.735
DE*	THE BOMBARDIER TRUST (UK)	0	50.050	50.050
DE*	THE HSBC GROUP HONG KONG LOCAL STAFF RETIREMENT BENEFIT SCHEME	0	11.733	11.733
DE*	THE KATHERINE MOORE REVOCABLE TRUST	0	1.441	1.441
DE*	THE KOMIGON MOTOR BUS COMPANY (1933) LIMITED DAILY RATED EMPLOYEES RETIREMENT FUND SCHEME	0	16.343	16.343
DE*	THE MAS TR BK OF JAPAN, LTD. ATF GL BL BK CON FD K1(SOR Q1 ONLY)	0	10.313	10.313
DE*	THE MASTER TRUST BANK OF JAPAN LTD	0	597	597
DE*	THE MASTER TRUST BANK OF JAPAN LTD	0	972	972
DE*	THE MASTER TRUST BANK OF JAPAN LTD	0	1.880	1.880
DE*	THE MASTER TRUST BANK OF JAPAN LTD	0	2.186	2.186
DE*	THE MASTER TRUST BANK OF JAPAN LTD	0	4.525	4.525
DE*	THE MASTER TRUST BANK OF JAPAN LTD	0	4.563	4.563
DE*	THE MASTER TRUST BANK OF JAPAN LTD	0	10.539	10.539
DE*	THE MASTER TRUST BANK OF JAPAN LTD	0	11.400	11.400
DE*	THE MASTER TRUST BANK OF JAPAN LTD	0	14.363	14.363
DE*	THE MASTER TRUST BANK OF JAPAN LTD	0	30.000	30.000
DE*	THE MASTER TRUST BANK OF JAPAN LTD	0	30.638	30.638
DE*	THE MASTER TRUST BANK OF JAPAN LTD	0	35.485	35.485
DE*	THE MASTER TRUST BANK OF JAPAN LTD	0	46.105	46.105
DE*	THE MASTER TRUST BANK OF JAPAN LTD	0	80.778	80.778
DE*	THE MASTER TRUST BANK OF JAPAN LTD	0	156.600	156.600
DE*	THE MASTER TRUST BANK OF JAPAN LTD	0	221.279	221.279
DE*	THE MASTER TRUST BANK OF JAPAN LTD	0	312.144	312.144
DE*	THE MASTER TRUST BANK OF JAPAN LTD	0	561.884	561.884
DE*	THE MASTER TRUST BANK OF JAPAN LTD	0	1.098.191	1.098.191
DE*	THE MASTER TRUST BANK OF JAPAN LTD	0	4.846.934	4.846.934
DE*	THE MASTER TRUST BANK OF JAPAN, LTD. AS TRUSTEE FOR GOVERNMENT PENSION INVESTMENT FUND 400045628	0	140.041	140.041
DE*	THE MASTER TRUST BANK OF JAPAN, LTD. AS TRUSTEE FOR MUMU400045792	0	568.539	568.539
DE*	THE MASTER TRUST BK OF JP LTD: HIYACHI FOREIGN EQ INDEX MF	0	59.067	59.067
DE*	THE MASTER TRUST BK OF JP SE F RUSSELL INV (JP) INTEL EQUITY F	0	44.310	44.310
DE*	THE NOMURA TRUST AND BANKING CO LTD	0	4.526	4.526
DE*	THE NOMURA TRUST AND BANKING CO., LTD. AS THE TRUSTEE OF NIKKO GLOBAL WRAP (DEVELOPED EUROPE EQUITY MOTHER FUND)	0	69.176	69.176
DE*	THE NOMURA TRUST AND BANKING CO. , LTD.	0	0	0
DE*	THE NOVA SCOTIA HEALTH EMPLOYEES PENSION PLAN	0	1.360	1.360
DE*	THE RETIREMENT INV PL FOR ENEL OF THE ARMYAIR FORCE EX SERV	0	209.200	209.200
DE*	THE STATE OF NEVADA	0	17.773	17.773
DE*	THE THALIDOMIDE CHILDRENS TRUST	0	27.929	27.929
DE*	THE TRUSTEES OF BP PENSION FUND	0	390.200	390.200

Azionisti:

3,046

Teste:

17

Azionisti in proprio:

8

Azionisti in delega:

3.038

Pagina 68

LISTA ESITO DELLE VOTAZIONE

Oggetto: Relazione sulla remunerazione (1 Sez.): politica in materia di remunerazione.

FAVOREVOLI

Badge	Ragione Sociale	Proprio	Delega	Totale
DE*	THE TRUSTEES OF COMCOPHILLIPS PENSION PLAN	0	38.751	38.751
DE*	THE TRUSTEES OF THE GE UK PENSION COMMON INVESTMENT FUND	0	418.480	418.480
DE*	THE TRUSTEES OF THE STANDARD LIFE SCHEME ATTN DOUGLAS WILSON	0	615.244	615.244
DE*	THE WALT DISNEY COMPANY RETIREMENT PLAN MASTER TRUST	0	64.309	64.309
DE*	THORNBERG GLOBAL INVESTMENT PLC	0	25.956	25.956
DE*	THORNBERG INVESTMENT INCOME BUILDER FUND	0	15.259.852	15.259.852
DE*	THREE BRIDGES CAPITAL LP	0	360.295	360.295
DE*	THREE BRIDGES EUROPE LONG ONLY MASTER FUND LTD	0	97.869	97.869
DE*	THREE BRIDGES EUROPE MASTER FUND LTD.	0	131.212	131.212
DE*	THRIFT SAVINGS PLAN	0	4.805	4.805
DE*	TRANSAMERICA LIFE INSURANCE COMPANY	0	8.768.905	8.768.905
DE*	TRUST & CUSTODY SERVICES BANK LTD AS TRUSTEE FOR PENSION INVESTMENT FUND TRUST NUMBER 21	0	51.212	51.212
DE*	TRUST AND CUSTODY SERVICES BANK LIMITED	0	44.328	44.328
DE*	TRUST AND CUSTODY SERVICES BANK LTD AS TRUSTEE FOR FEDERATION OF NATIONAL PUBLIC SERVICE PERSONNEL MUTUAL AID ASSOCIATION	0	222.305	222.305
	124.073	124.073	0	0
DE*	TRUST E CUSTODY SERVICES BANK LTD	0	339.734	339.734
DE*	TROST FOR RETIR MED, DENT & LIFE INS ARMYCRAI FORCE EXCH	0	92.756	92.756
DE*	TWO SIGMA EQUITY PORTFOLIO, LLC	0	1.250	1.250
DE*	UBI SICAV	0	257.559	257.559
DE*	UBP ACTION'S EURO RENDEMENT	0	50.688	50.688
DE*	UBS (LUX) EQUITY SICAV	0	191.330	191.330
DE*	UBS (LUX) EQUITY SICAV EURO COUNTRIES INCOME	0	749.790	749.790
DE*	UBS (LUX) SICAV 1	0	1.535	1.535
DE*	UBS (LUX) SICAV 1 EMU EQUITIES ENHANCED (EUR)	0	52.616	52.616
DE*	UBS (LUX) STRATEGY SICAV SAP DEFENSIVE (USD)	0	29.124	29.124
DE*	UBS (LUX) STRATEGY SICAV SAP DYNAMIC (USD)	0	29.755	29.755
DE*	UBS (LUX) STRATEGY SICAV SAP MEDIUM (USD)	0	81.869	81.869
DE*	UBS (LUX) STRATEGY XTRA SICAV	0	6.835	6.835
DE*	UBS ASSET MANAGEMENT (AUSTRALIA) LTD	0	3.998	3.998
DE*	UBS ASSET MANAGEMENT LIFE LTD	0	1.497.798	1.497.798
DE*	UBS FTSE RAFI DEVELOPED 1000 INDEX FUND	0	52.967	52.967
DE*	UBS FUND MANAGEMENT (SWITZERLAND) AG	0	342	342
DE*	UBS FUND MANAGEMENT (SWITZERLAND) AG	0	415	415
DE*	UBS FUND MANAGEMENT (SWITZERLAND) AG	0	526	526
DE*	UBS FUND MANAGEMENT (SWITZERLAND) AG	0	557	557
DE*	UBS FUND MANAGEMENT (SWITZERLAND) AG	0	1.564	1.564
DE*	UBS FUND MANAGEMENT (SWITZERLAND) AG	0	1.848	1.848
DE*	UBS FUND MANAGEMENT (SWITZERLAND) AG	0	26.617	26.617
DE*	UBS FUND MANAGEMENT (SWITZERLAND) AG	0	73.859	73.859
DE*	UBS FUND MANAGEMENT (SWITZERLAND) AG	0	695.934	695.934
DE*	UBS FUND MANAGEMENT (SWITZERLAND) AG	0	1.294.901	1.294.901
DE*	UBS FUND MANAGEMENT (LUXEMBOURG) SA	0	657	657

83842/1377

Pagina 69

17  
3.038

Azionisti in proprio: 3.046  
Azionisti in delega: 8

Tester:



83942/1378

LISTA ESITO DELLE VOTAZIONI

Oggetto: Relazione sulla remunerazione (1 Sez.): politica in materia di remunerazione.

FAVOREVOLI

Badge	Ragione Sociale	Proprio	Delega	Totale
DE*	UBS FUND MANAGEMENT (LUXEMBOURG) SA	0	815	815
DE*	UBS FOND MANAGEMENT (LUXEMBOURG) SA	0	1.560	1.560
DE*	UBS FUND MANAGEMENT (LUXEMBOURG) SA	0	1.794	1.794
DE*	UBS FOND MANAGEMENT (LUXEMBOURG) SA	0	2.451	2.451
DE*	UBS FUND MANAGEMENT (LUXEMBOURG) SA	0	2.539	2.539
DE*	UBS FUND MANAGEMENT (LUXEMBOURG) SA	0	2.567	2.567
DE*	UBS FUND MANAGEMENT (LUXEMBOURG) SA	0	3.513	3.513
DE*	UBS FUND MANAGEMENT (LUXEMBOURG) SA	0	3.899	3.899
DE*	UBS FUND MANAGEMENT (LUXEMBOURG) SA	0	4.193	4.193
DE*	UBS FUND MANAGEMENT (LUXEMBOURG) SA	0	4.625	4.625
DE*	UBS FOND MANAGEMENT (LUXEMBOURG) SA	0	7.060	7.060
DE*	UBS FUND MANAGEMENT (LUXEMBOURG) SA	0	8.207	8.207
DE*	UBS FUND MANAGEMENT (LUXEMBOURG) SA	0	9.025	9.025
DE*	UBS FOND MANAGEMENT (LUXEMBOURG) SA	0	9.299	9.299
DE*	UBS FUND MANAGEMENT (LUXEMBOURG) SA	0	10.795	10.795
DE*	UBS FOND MANAGEMENT (LUXEMBOURG) SA	0	19.716	19.716
DE*	UBS FUND MANAGEMENT (LUXEMBOURG) SA	0	20.000	20.000
DE*	UBS FOND MANAGEMENT (LUXEMBOURG) SA	0	24.712	24.712
DE*	UBS FUND MANAGEMENT (LUXEMBOURG) SA	0	25.206	25.206
DE*	UBS FOND MANAGEMENT (LUXEMBOURG) SA	0	30.636	30.636
DE*	UBS FUND MANAGEMENT (LUXEMBOURG) SA	0	49.739	49.739
DE*	UBS FUND MANAGEMENT (LUXEMBOURG) SA	0	231.375	231.375
DE*	UBS FUND MGT (CH) AG CH0467/UBSCHITZ-EQ GLOB	0	574.986	574.986
DE*	UBS FUND MGT (CH) AG CH0538 UBSCHITZ EQXS II	0	1.025	1.025
DE*	UNIBESTION	0	4.292	4.292
DE*	UNISUPER	0	26.000	26.000
DE*	UNISUPER	0	22.135	22.135
DE*	UNITED STATES STEEL CORPORATION REPRESENTED RETIERS BENEFIT TRUST	0	256.324	256.324
DE*	UNITED TECHNOLOGIES CORPORATION EMPLOYEE SAVINGS PLAN	0	2.694	2.694
DE*	UNIVERSA CNP 1	0	268.272	268.272
DE*	UNIVERSAL-OCO	0	77.725	77.725
DE*	UNIVERSE THE CMI GLOBAL NETWORK FUND	0	80.000	80.000
DE*	USAA INTERNATIONAL FUND	0	322.994	322.994
DE*	USAA MSCI INTERNATIONAL VALUE MOMENTUM BLEND INDEX ETF	0	2.205.246	2.205.246
DE*	USAA MUTUAL FUNDS TRUST - USAA CAPITAL GROWTH FUND	0	122.652	122.652
DE*	VALIANT AKTIEV EUROF	0	366.036	366.036
DE*	VANGUARD FIDUCIARY TRUST COMPANY EUROPEAN STOCK INDEX TRUST	0	981	981
DE*	VANGUARD FIDUCIARY TRUST COMPANY INSTITUTIONAL TOTAL INTERNATIONAL STOCK MARKET INDEX TRUST	0	135.485	135.485
DE*	VANGUARD FUNDS PLC	0	1.032.094	1.032.094
DE*	VANGUARD GLOBAL MINIMUM VOLATILITY FUND	0	1.294.505	1.294.505
DE*	VANGUARD GLOBAL MULTI-FACTOR FUND	0	7.389	7.389
DE*	VANGUARD GLOBAL QUANTITATIVE EQUITY FUND	0	721	721
DE*		0	1.752	1.752

LISTA ESITO DELLE VOTAZIONE

Oggetto: Relazione sulla remunerazione (1 Sez.): politica in materia di remunerazione.

FAVOREVOLI


badge	Ragione Sociale	Proprio	Delega	Totale
DE*	VANGUARD INTERNATIONAL SHARE INDEX FUND	0	57.087	57.087
DE*	VANGUARD INTERNATIONAL SHARE INDEX FUND	0	720.785	720.785
DE*	VANGUARD INTERNATIONAL VALUE FUND 1	0	5.571.248	5.571.248
DE*	VANGUARD INVESTMENT SERIES PLC	0	46.010	46.010
DE*	VANGUARD INVESTMENT SERIES PLC	0	77.174	77.174
DE*	VANGUARD INVESTMENT SERIES PLC	0	213.186	213.186
DE*	VANGUARD INVESTMENT SERIES PLC	0	679.012	679.012
DE*	VANGUARD INVESTMENT SERIES PLC	0	990.626	990.626
DE*	VANGUARD INVESTMENT SERIES PLC	0	1.261.368	1.261.368
DE*	VANGUARD TOTAL INTERNATIONAL STOCK INDEX	0	38.202.869	38.202.869
DE*	VANTAGETRUST III MASTER COLLECTIVE INVESTMENT FUNDS TRUST	0	237.536	237.536
DE*	VARIABLE PORTFOLIO - DFA INTERNATIONAL INDEX PORTFOLIO	0	8.918	8.918
DE*	VARIABLE PORTFOLIO - DFA INTERNATIONAL VALUE FUND	0	43.838	43.838
DE*	VERDIPAPIRFONDET STOREBRAND GLOBAL ESG	0	541.981	541.981
DE*	VERDIPAPIRFONDET STOREBRAND GLOBAL ESG P	0	38.323	38.323
DE*	VERDIPAPIRFONDET STOREBRAND INDRYS-NORGE	0	19.486	19.486
DE*	VERMONT PENSION INVESTMENT COMMITTEE	0	251.202	251.202
DE*	VIA RAIL CANADA INC MASTER TRUST	0	43.000	43.000
DE*	VICTORIAN SUPERANNUATION FUND	0	86.524	86.524
DE*	VICTORY MARKET NEUTRAL YNCCME FUND	0	9.210	9.210
DE*	VICTORYSHARES DEVELOPED ENHANCED VOLATILITY WTD INDEX ETF	0	19.515	19.515
DE*	VICTORYSHARES INTERNATIONAL HIGHDIV VOLATILITY WTD INDEX ZTF	0	27.766	27.766
DE*	VICTORYSHARES INTERNATIONAL VOLATILITY WTD INDEX ETF	0	6.208	6.208
DE*	VILLIERS ALLEGRO	0	402.795	402.795
DE*	VILLIERS ALTO	0	68.809	68.809
DE*	VILLIERS DIAPASON	0	24.756	24.756
DE*	VIRGINIA RETIREMENT SYSTEM	0	824	824
DE*	VITAGSY INTERNATIONAL HOLDINGS LIMITED DEFINED BENEFIT SCHEME	0	2.455	2.455
DE*	VOCATION MARCHE ARIANESPACE CONSEIL	0	5.676	5.676
DE*	VONTOBEL FUND CH SUSTAINABLE BALANCED AL	0	9.300	9.300
DE*	WARREN INVESTMENTS PTY LIMITED	0	20.062	20.062
DE*	WASHINGTON STATE INVESTMENT BOARD	0	127.571	127.571
DE*	WELL TC NAK CONTRARIAN VALUE PORTFOLIO	0	649.207	649.207
DE*	WELLINGTON MANAGEMENT COMPANY LLP	0	1.460	1.460
DE*	WELLS FARGO GLOBAL DIVIDEND OPPORTUNITY FUND	0	50.000	50.000
DE*	WHOLESALE UNIT TRU MSCI GLOB IND SHAR FU	0	15.295	15.295
DE*	WHOLESALE UNIT TRUST GLOBAL SHARES F 4	0	162.349	162.349
DE*	WIF- EUROPE OPPORTUNITIES	0	66.000	66.000
DE*	WIF-EUROPE DISCOVERY FUND	0	77.282	77.282
DE*	WORLD ALPHA FILTS NON-LENDABLE FUND B	0	989	989
DE*	WSP INTERNATIONAL EQUITIES TRUST	0	238.002	238.002
DE*	WTC-CFF INTERNATIONAL HORIZONS	0	46.824	46.824
DE*	ZURICH INSURANCE COMPANY LTD	0	34.182	34.182

33042/1319

Pagina 71

17  
3.038

Azionisti: 1046 Testi: 17  
Azionisti in proprio: 8 Azionisti in delega: 3.038



83942/280

LISTA ESITO DELLE VOTAZIONE

Oggetto: Relazione sulla remunerazione (1 Sez.): politica in materia di remunerazione.  
FAVOREVOLI

Badge	Ragione Sociale	Proprio	Delega	Totale
DE*	ZURICH INSURANCE PLC	0	72.084	72.084
DE*	ZURICH INVESTMENTS LIFE S.P.A.	0	1.151.720	1.151.720
DE*	ZURICH LIFE ASSURANCE PLC	0	698.097	698.097
DE*	ZURICH VIDA COMP DE SEGUROS Y REASEG SA	0	14.932	14.932
7207	DZZAU ROBERTO	0	0	0
DE*	CASSA NAZIONALE DI PREVIDENZA ED ASSISTENZA FIORENSE	0	15.309.000	15.309.000
7333	ADR IN PERSONA DI ROSICA MASSIMO	0	0	0
**D	CITIBANK NEW YORK A.D.N. DRPT	0	57.895.866	57.895.866
Totale voti				
Percentuale votanti %	2.265.448.971			
Percentuale Capitale %	96,783248			
	62,337189			

Azionisti: 3.046 Voti: 17  
 Azionisti in proprio: 8 Azionisti in delega: 3.038



## LISTA ESITO DELLE VOTAZIONE

Oggetto: Relazione sulla remunerazione (1 Sez.): politica in materia di remunerazione.

CONTRARI

Badge	Ragione Sociale	Proprio	Delega	Totale
6148	DI BELLO GIUSEPPE	0	2	2
6541	MEGGIOLARO MAURO	0	0	0
DE*	FONDAZIONE FININZA ETICA	0	80	80
6652	ARWOT ILHAM	0	5	5
6677	ROSICA MASSIMO	0	0	0
**D	UNION INVESTMENT INSTITUTIONAL GMBH	0	161.714	161.714
**D	UNION INVESTMENT PRIVATEFONDS GMBH	0	14.266	14.266
**D	BAYERINVEST KAPITALVERWALTUNGSGESSELLSCH	0	60.814	60.814
**D	DKB EUROPA FONDS BAYERNINVEST LUXEMBOURG	0	41.139	41.139
**D	FIDELITY FUNDS SICAV	0	2.281.455	2.281.455
**D	FIDELITY FOC VALUE UNCONSTRAINED	0	206	206
**D	BAYK G2 FONDS	0	305.756	305.756
**D	DEKA MASTER HAER I	0	189.498	189.498
**D	DEKA-RAB	0	17.953	17.953
**D	BAYK R4 FONDS	0	42.296	42.296
**D	FCP AFER ACTIONS EURO	0	3.299.332	3.299.332
**D	FCP AVIVA INVESTONS RESERVE EUROPE	0	1.089.280	1.089.280
**D	FCP AFER ACTIONS MONDE	0	136.088	136.088
**D	CAISSE DES DEPOTS ET CONSIGNATIONS	0	11.404.476	11.404.476
**D	CAISSE DES DEPOTS ET CONSIGNATIONS	0	7.301.331	7.301.331
**D	FONDS DE RESERVE POUR LES RETRAITES	0	6.457	6.457
**D	FCP VILLERS ACTIONS EUROPE SYST AGI	0	233.230	233.230
**D	VILLERS ACTIONS EUROPE SYST BFT QUONIAM	0	30.676	30.676
**D	FCP VILLERS ACTIONS EUROPE SYST	0	29.467	29.467
**D	FCP RRAFP ACTIONS EUROSA EDRAM	0	3.818.300	3.818.300
**D	CPR AM	0	535.599	535.599
**D	CAPACITY FONDS INSTITUTIONEL-ACTIONS ETRANGERES PIB	0	22.096	22.096
**D	CAPACITY FONDS INSTITUTIONNEL ACTIONS ETRANGERS	0	53.072	53.072
**D	MOMENTUM INVESTMENT FUNDS SICAV-SIF	0	91.710	91.770
**D	BVK PERSONALVORSORGE DES KANTONS ZURICH	0	345.974	345.974
**D	NFS LIMITED TRAFALGAR COURT ADMIRAL	0	31.301	31.301
**D	WESTPAC WHOLESALÉ UNHEGGED INTERNATIONAL SHARE TRUST	0	72.217	72.217
**D	ROBECO GLOBAL DM CONSERVATIVE EQUITIES F	0	16.348	16.348
**D	BT WHOLESALÉ MULTI MANAG INTL SHARE FUND	0	28.969	28.969
**D	WSP INTERNATIONAL EQUITIES TRUST	0	99.670	99.670
**D	MANAGED PORTFOLIO SERIES INTERNATIONAL SHARES FUND1	0	11.280	11.280
**D	AVIVA LIFE & PENSIONS UK LIMITED	0	224.201	224.201
**D	UNIVERSITIES SUPERANNOUATION SCHEME	0	335.845	335.845
**D	VGW FOLDFONDS PAI	0	90.000	90.000
**D	STICHTING PENSIOENFONDS VOOR HUISARTSEN	0	113.720	113.720
**D	AVIVA INVESTORS INVESTMENT FUNDS ICVC AVIVA INVESTORS INTERNATIONAL INDEX TRACK	0	63.894	63.894
**D	GENUS DIVIDEND EQUITY FUND	0	119.100	119.100
**D	BAYERNINVEST KAPITALVERWALTUNGSGESSELLSCHAFT MBH	0	1.545.244	1.545.244

83042/1328

Pagina 73


9  
177

Azionisti: 179 Teste: 9  
Azionisti in delega: 2 Azionisti in delega: 177



## LISTA ESITO DELLE VOTAZIONI

Oggetto: Relazione sulla remunerazione (1 Sez.): politica in materia di remunerazione.

## CONTRARI

Badge	Ragione sociale	Proprio	Delega	Totale
**D	BERNISCHE PENSIONSKASSE	0	338.452	338.452
**D	FCP LBPM AVENIR EURO	0	9.155	9.155
**D	FCP LBPM ACTIONS VALUE EURO	0	976.371	976.371
**D	FCP LBPM ACTIONS EURO LARGE CAP	0	191.560	191.560
**D	FCP FEDERIS IRC ACTIONS	0	198.788	198.788
**D	FCP LBPM DIVERSIFIE FOCUS OSLIG 3 5	0	16.113	16.113
**D	FCP CAP SERENITE	0	480	480
**D	HUMARIS GESTION D'ACTIFS ATTM: OLIV	0	11.946	11.946
**D	SCPE HENKEL DVSE INT EXP	0	763	763
**D	KLESIA LF ACTIONS EURO	0	100	100
**D	FCP LBPM IRC ACTIONS EURO MIN VAR	0	37.575	37.575
**D	FCP TOCQUEVILLE OLYSSE	0	132.981	132.981
**D	KAPITALFORENINGEN INSTITUTIONEL INVESTOR GLOBALE AKTIER	0	24.764	24.764
**D	ROBECO CAPITAL GROWTH FUND	0	796.770	796.770
**D	ROBECO UMBRELLA FUND I N.V.	0	188.131	188.131
**D	UNIVERSITE DE GENEVE	0	25.824	25.824
**D	LOMBARD ODIER FUNDS (SWITZERLAND) SA I3D	0	307.881	307.881
**D	CAISSE INTER ENTREP DE PREV PROFES CIEPP	0	168.663	168.663
**D	BEST INVESTMENT CORPORATION	0	55.305	55.305
**D	THE PRUDENTIAL ASSURANCE COMPANY LTD	0	5.330.585	5.330.585
**D	PRUDENTIAL PENSIONS LIMITED	0	137.502	137.502
**D	ACTIAM RESPONSIBLE INDEX FUND EQUITY EUR	0	657.054	657.054
**D	MAYERH INVEST LIBI-FONDS B. KAPITALVERWALTUNGSGESSELLSCHAFT	0	33.206	33.206
**D	BAYERNINVEST VECO-FONDS B. KAPITALVERWALTUNGSGESSELLSCHAFT	0	22.142	22.142
**D	FCP MAM OPTIMA 25 125	0	41.300	41.300
**D	FCP MAM EUROPA SELECT	0	41.600	41.600
**D	THE GOVERNMENT EMPLOYEES PENSION FUND GEPF	0	94.527	94.527
**D	AMERICAN ELECTRIC POWER MASTER RETIREMENT TRUST	0	46.500	46.500
**D	AMERICAN ELECTRIC POWER SYSTEM RETIREE MEDICAL TRUST FOR CERTAIN UNION EMPLOYEES	0	12.329	12.329
**D	RAILWAYS PENSION TRUSTEE COMPANY LIMITED	0	266.766	266.766
**D	CEMEX UK PENSION FUND PENSIONS DEPARTMENT	0	25.679	25.679
**D	ALLIANCE TRUST PLC	0	650.000	650.000
**D	MI FONDS K10 SPK	0	126.067	126.067
**D	MI FONDS K11 SPK	0	48.434	48.434
**D	MI FONDS K12 SPK	0	59.490	59.490
**D	MGOLF GLOBEFLEX INTL AC	0	29.189	29.189
**D	CE RANDELEN SSGA	0	23.962	23.962
**D	BNYMTD RAMAM WORLD RECOVERY FUND	0	114.176	114.176
**D	NATIONAL ELEVATOR INDUSTRY PENSION PLAN	0	109.100	109.100
**D	SRP AQR	0	2.922	2.922
**D	STICHTING RABOBANK PENSIOENFONDS	0	208.670	208.670
**D	BNYMTD RM GLOBAL HIGH ALPHA FUND	0	36.300	36.300
**D	ELECTRICAL WORKERS LOCAL NO 26 PENSION TRUST FUND	0	53.684	53.684

LISTA ESITO DELLE VOTAZIONE

Oggetto: Relazione sulla remunerazione (1 Sez.): politica in materia di remunerazione.

CONTRARI

Badge	Ragione Sociale	Proprio	Delega	Totale
**D	SEI GLOBAL MASTER FUND	0	6.827	6.827
**D	SEI GLOBAL MASTER FUND PLC	0	47.256	47.256
**D	BROWN BROTHERS HARRIMAN	0	10.907	10.907
**D	LA BANQUE POSTALE ASSET MANA	0	43.000	43.000
**D	HALEY & ALBERT	0	167.000	167.000
**D	ASSURDIX VIAGER	0	303.726	303.726
**D	POSTE Avenir	0	5.216.000	5.216.000
**B	CNP-TRESOR EN EUROS	0	624.817	624.817
**B	PEP TRESOR	0	41.755	41.755
**D	RAPE	0	34.617	34.617
**D	PERP EUR. EN EUROS	0	62.753	62.753
**D	ONDEO	0	11.600	11.600
**D	CNP MANDAT NAM	0	1.175.997	1.175.997
**D	FV3 PEP	0	205.300	205.300
**D	CAPPOSTE PROROGE	0	140.350	140.350
**D	IT2 COMETA? PROROGE	0	27.360	27.360
**B	LA BANQUE POSTALE PREVOYANCE	0	116.601	116.601
**D	CKPN-F FONDS PROPRES	0	1.980	1.980
**D	TOMI ACTIONS 100	0	144.264	144.264
**D	VIVACCIO ACTIONS	0	524.356	524.356
**D	LEPAM ACTIONS MONDE	0	409.701	409.701
**D	LEPAM ACTIONS INDICE EURO	0	456.741	456.741
**D	LEPAM ACTIONS 80	0	122.536	122.536
**D	LEPAM ACTIONS EUROPE MONDE	0	74.141	74.141
**D	LEPAM ACTIONS DIVIENDES EUROPE	0	113.066	113.066
**D	CAVEC GROUPAMA DIVERSIYE	0	48.450	48.450
**B	PORT ROYAL EQUILIBRE	0	29.249	29.249
**D	FRGDS	0	113.279	113.279
**D	AAE MG	0	33.000	33.000
**D	LEPAM ACTIONS EUROPE 50	0	133.903	133.903
**D	LEPAM ACTIONS OPTI INDICE EURO	0	70.001	70.001
**D	ALLOE INDIANA	0	55.790	55.790
**D	AGRICA TACTIQUE G	0	24.372	24.372
**D	LEPAM STRATEGIE PEA 1	0	80.533	80.533
**B	ECOP1 ACTIONS SCR	0	17.874	17.874
**D	GROUPAMA ASSET MANAGEMENT	0	82.930	82.930
**D	UNION INVESTMENT LUXEMBOURG SA	0	1.623.850	1.623.850
**D	CARE SUPER	0	24.810	24.810
**D	PENSIONSKASSE BASEL-STADT	0	92.646	92.646
**D	PENSIONSKASSE POST	0	561.289	561.289
**D	UBS ARTIEN IN HEDGED CHF PASSIV	0	41.820	41.820
**D	UBS FUNDMANAGEMENT	0	69.502	69.502
**D	STICHTING MN-SERVICES ANDELENFONDS EUROPA.	0	243.422	243.422

Azionisti in proprio: 179 Teste: 2 Azionisti in delega: 9 (77)

Pagina: 75

00942/2383



## LISTA ESITO DELLE VOTAZIONE

Oggetto: Relazione sulla remunerazione (1 Sez.): politica in materia di remunerazione.

## CONTRARI

Badge	Regione Sociale	Proprio	Delega	Totale
**D	STICHTING PENSIOENFONDS METAAL	0	1.845.272	1.845.272
**D	STICHTING PENSIOENFONDS METAAL EN TECHNIEK MN SERVICES	0	542.450	542.450
**D	STICHTING PEGM DEPOSITARY	0	314.149	314.149
**D	STICHTING PEGM DEPOSITARY	0	1.792.855	1.792.855
**D	STICHTING PEGM DEPOSITARY	0	1.319.901	1.319.901
**D	ALASKA ELECTRICAL PENSION PLAN	0	546.552	546.552
**D	BMO MSCI EAFE INDEX ETF	0	66.774	66.774
**D	BMO MSCI EAFE VALUE INDEX ETF	0	395.526	395.526
**D	BMO UCITS ETF ICAV	0	702	702
**D	COUNTY OF LOS ANGELES SAVINGS PLAN	0	78.027	78.027
**D	STICHTING PENSIOENFONDS WERK EN (RES) INTEGRATIE	0	118.527	118.527
**D	BANK OF KOREA	0	4.400	4.400
**D	BMO CORPORATE CLASS INC.	0	13.520	13.520
**D	BMO MONTHLY INCOME FUND	0	136.819	136.819
**D	BMO GLOBAL EQUITY FUND	0	130.818	130.818
**D	BMO DIVERSIFIED INCOME PORTFOLIO	0	63.722	63.722
**D	NORFOLK COUNTY RETIREMENT SYSTEM	0	48.107	48.107
**D	PRW WEST+REP SERV LTD BK PLC AS TRUSTEE O LF PRUL EURO QIS FD	0	48.074	48.074
**D	THE TRUSTEES OF ELECTRONIC DATA SYSTEMS 1994 PENSION SCHEME	0	436.869	436.869
**D	THE TRUSTEES OF ELECTRONIC DATA SYSTEMS LTD RETIREMENT PLAN	0	13.821	13.821
**D	BMO INVESTMENT FUNDS (UK) ICVC IV BMO GLOBAL EQUITY FUND	0	41.895	41.895
**D	M+G INVESTMENT FUNDS (I) - M+G EUROPEAN INDEX TRACKER FUND	0	180.038	180.038
**D	M+G INVESTMENT FUNDS (I) - M+G GLOBAL CONVERTIBLES FUND	0	38.432	38.432
**D	BATTELLE MEMORIAL INSTITUTE	0	142.032	142.032
**D	CHURCH OF ENGLAND INVESTMENT FUND FOR PENSIONS	0	14.100	14.100
**D	ERIKA GLAZER	0	47.282	47.282
**D	PUBLIC PENSION AGENCY	0	11.200	11.200
**D	STICHTING BLUE SKY LIQUID ASSET FUNDS	0	81.275	81.275
**D	RIVER AND MERCANTILE GLOBAL HIGH ALPHA FUND	0	289.162	289.162
**D	THE HEALTH FOUNDATION	0	19.667	19.667
**D	THE TRUSTEES OF THE LEVERHULME TRUST	0	36.386	36.386
**D	STICHTING PENSIOENFONDS APF	0	100.100	100.100
**D	STICHTING PENSIOENFONDS VBM OZ METALEKTRO (PME)	0	208.346	208.346
**D	GAARD UNIT TRUST	0	500.920	500.920
**D	BRITISH COLUMBIA INVESTMENT MANAGEMENT CORPORATION	0	10.184	10.184
**D	BORDER TO COAST AUTHORIZED CONTRACTUAL SCHEME	0	665.326	665.326
**D	THE EUROPEAN ORGANIZATION FOR NUCLEAR RESEARCH	0	897.000	897.000
**D	STICHTING BEDLUFSTAKPENSIOENFONDS ZORGVERZEKERAARS	0	190.451	190.451
**D	STICHTING DELA DEPOSITARY AND MANAGEMENT	0	131.311	131.311
**D	BOBECC INSTITUTIONAL UMBRELLA FUND	0	430.379	430.379
**D	STICHTING BEDLUFSTAKPENSIOEN FONDS VOOR DE DETAILHANDEL	0	236.360	236.360
**D	STICHTING PENSIOENFONDS FGB UBS- MSCI EUROPE EQUITY PASSIVE	0	315.737	315.737
**D		0	1.233.005	1.233.005

LISTA ESITO DELLE VOTAZIONE.

Oggetto: Relazione sulla remunerazione (1 Sez.): politica in materia di remunerazione.  
**CONTRARI**

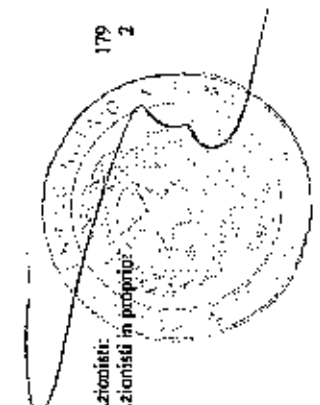
Badge	Ragione Sociale	Proprio	Delega	Totale
**0	STICHTING PENSIOENFONDS FOR OBS - GLOBAL EQUAL WEIGHTED EQUITY	0	64.497	64.497
**0	M&G (LUX) INVESTMENT FUNDS 1	0	401.636	401.636
6768	DORI CARLO	1.265	4.380	5.645
7267	GOVONI ALESSANDRO	0	2	2
7333	ADR IN PERSONA DI ROSICA MASSIMO	0	0	0
**0	CITIBANK NEW YORK A.D.R. DEPT	0	199.684	199.684
7524	ROSANTA ELKAN	2	0	2
7651	TRICARICO ANTONIO	0	0	0
DE*	EE:COMMON	0	5	5
Totale voti				
Percentuale votanti %				
Percentuale Capitale %				

83942/1385

Pagina 77

9  
177

179 Teste  
2 Azionisti in delega:



Azionisti:  
Azionisti in proprio:

88 33 50 4 2/1286

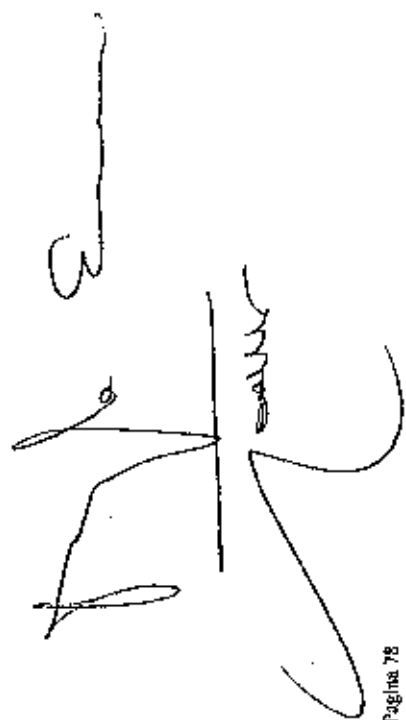
LISTA ESITO DELLE VOTAZIONE

Oggetto: Relazione sulla remunerazione (1 Sez.): politica in materia di remunerazione.

ASTENUTI

Badge	Ragione Sociale	Proprio	Delega	Totale
6490	DEL GIUDICE MATTEO	1	0	1
DS*	HC RENTE	0	22.875	22.875
DE*	PANL EQUITY FUND AHEAD WEALTH SOLUTIONS AG	0	2.850	2.850
DE*	SIEMENS SSAY BALANCED	0	4.373	4.373
DE*	SIEMENS EC BALANCED	0	7.721	7.721
DE*	SIEMENS-FONDS SIEMENS-RENTE	0	474.982	474.982
DE*	SIEMENS-FONDS SFT MK	0	11.940	11.940
6677	EGSICA MASSIMO	0	0	0
**J	WEST YORKSHIRE PENSION FUND	0	0	0
**D	OHIO NATIONAL FUND, INC. - ON FOREIGN PORTFOLIO	0	491.378	491.378
**D	MERGESIDE PENSION FUND	0	73.041	73.041
7296	BELLINO ROCI MAURO	0	338.428	338.428
7333	ADR IN PERSONA DI ROSICA MASSIMO	0	100	100
**D	CITIBANK NEW YORK A.D.R. DEPT	0	0	0
7497	GROTTI ALBERTO	0	77.136	77.136
		100		100

Totale voti 1.504.925  
 Percentuale votanti % 0,064293  
 Percentuale Capitale % 0,041410



Pagina 78

Azionisti: 13 Teste: 5  
 Azionisti in proprio: 2 Azionisti in delega: 11


83942/1387

.....Copia conforme all'originale, munito delle firme dalla legge prescritte,  
col quale collazionata concorda.....

SEMPRE LIBERA PER SUO CONSENSO

.....La presente copia consta di milletrecentottantasette pagine.....

Roma, 11 GIUGNO 2008



A handwritten signature in black ink is written over a circular official seal. The seal features the coat of arms of the Italian Republic, with the words "REPUBBLICA ITALIANA" and "SEMPRE LIBERA PER SUO CONSENSO" around the perimeter. The signature is a stylized, cursive script.