



2005 Eni Field Trip to Algeria and Libya

September 22nd - 23rd, 2005



E&P 2005 Focus on North Africa

Stefano Cao

Chief Operating Officer
Exploration & Production Division

September 22nd, 2005



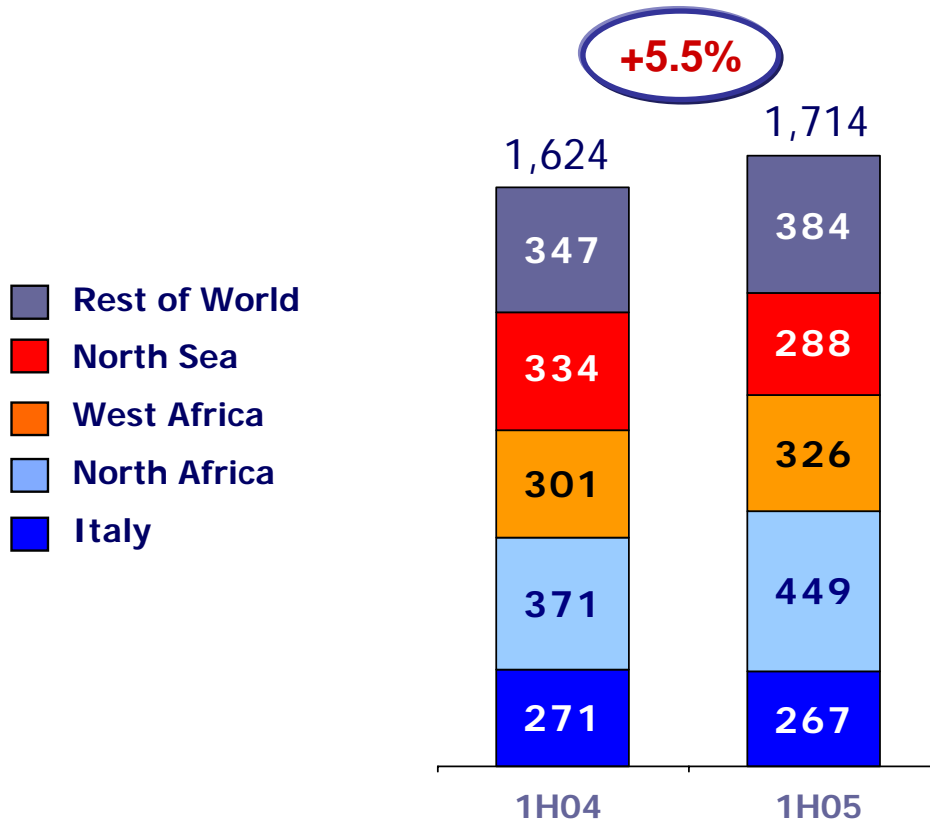
Disclaimer

This presentation contains forward-looking statements regarding future events and the future results of Eni that are based on current expectations, estimates, forecasts, and projections about the industries in which Eni operates and the beliefs and assumptions of the management of Eni. In particular, among other statements, certain statements with regard to management objectives, trends in results of operations, margins, costs, return on equity, risk management and competition are forward-looking in nature. Words such as 'expects', 'anticipates', 'targets', 'goals', 'projects', 'intends', 'plans', 'believes', 'seeks', 'estimates', variations of such words, and similar expressions are intended to identify such forward-looking statements. These forward-looking statements are only predictions and are subject to risks, uncertainties, and assumptions that are difficult to predict because they relate to events and depend on circumstances that will occur in the future. Therefore, Eni's actual results may differ materially and adversely from those expressed or implied in any forward-looking statements. Factors that might cause or contribute to such differences include, but are not limited to, economic conditions globally, the impact of competition, political and economic developments in the countries in which Eni operates, regulatory developments in Italy and internationally and changes in oil prices and in the margins for Eni products. Any forward-looking statements made by or on behalf of Eni speak only as of the date they are made. Eni does not undertake to update forward-looking statements to reflect any changes in Eni's expectations with regard thereto or any changes in events, conditions or circumstances on which any such statement is based. The reader should, however, consult any further disclosures Eni may make in documents it files with the US Securities and Exchange Commission.



Production Growth by Geographical Area

kboe/d



Strong organic growth

Robust contribution from legacy areas

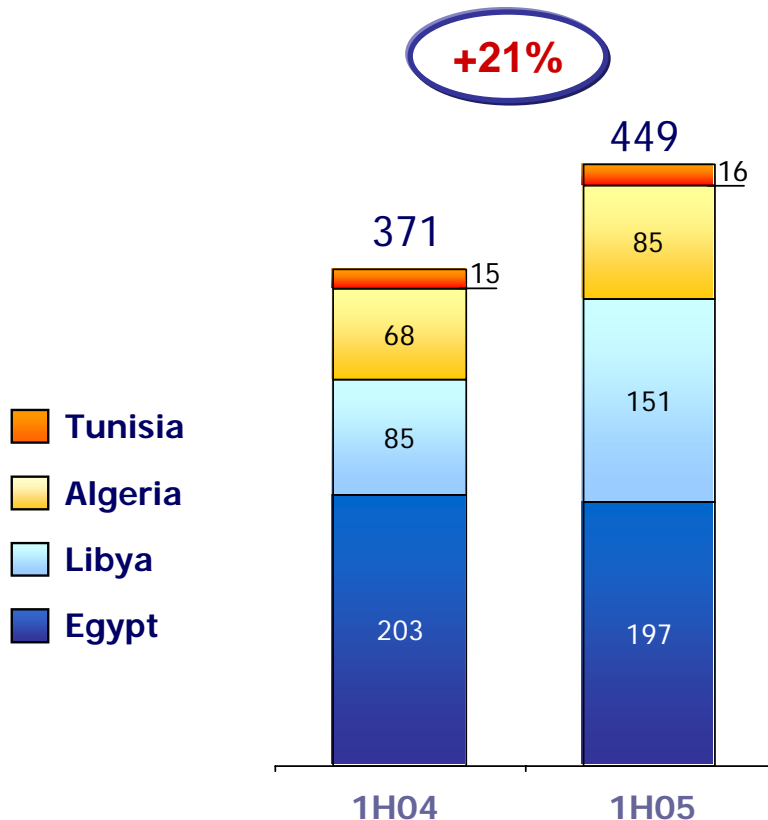
Managing decline in mature areas

Portfolio rationalization impact of 25 kboe/d, mainly in the U.K.



North Africa: strong production growth

kboe/d

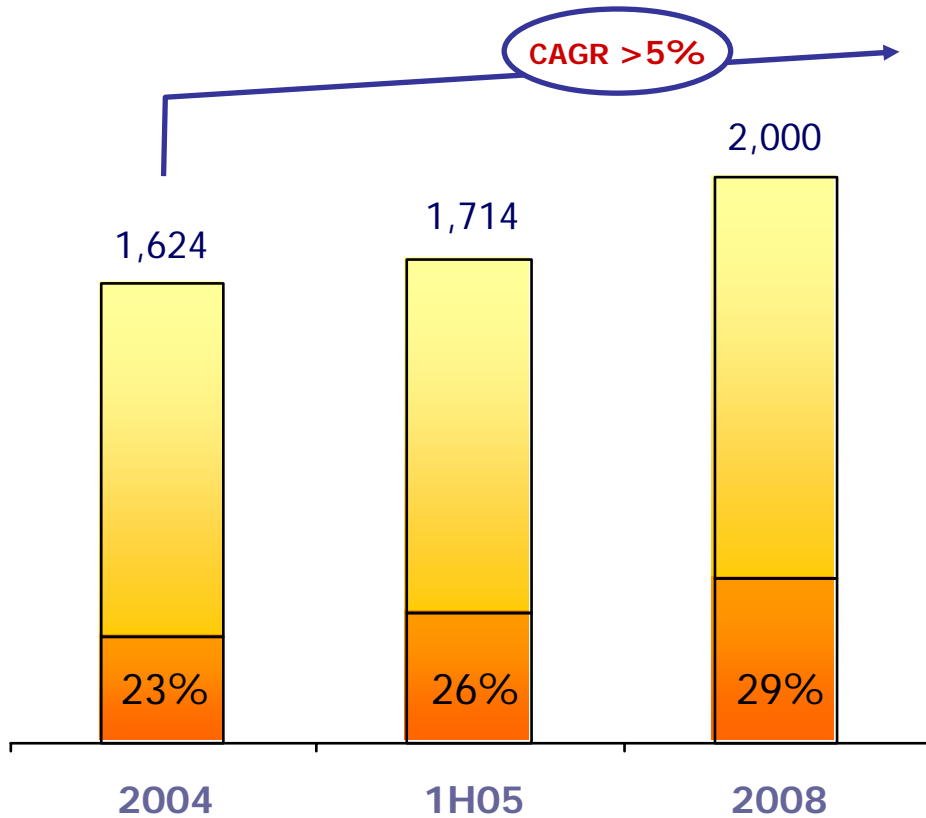


- **1H05 vs 1H04 Growth**
Driven by projects build up and new start-ups
- July – August avg
> 480 kboe/d of which
Egypt > 220 kboe/d



2004-2008 Production: Focus on North Africa

kboe/d



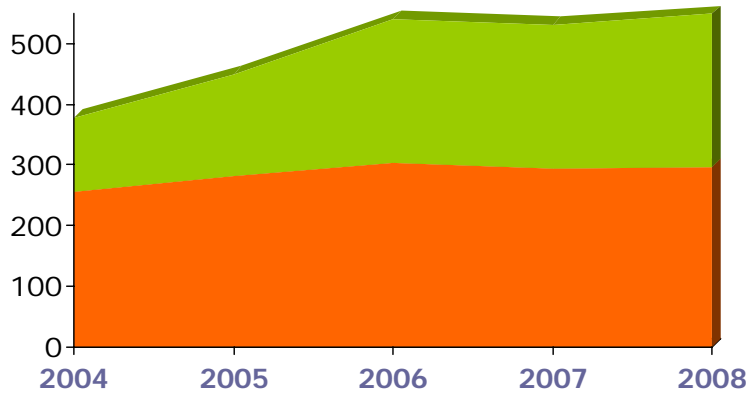
North Africa
CAGR > 14%
2004-2008

 North Africa
(Egypt, Libya, Algeria, Tunisia)



Eni North Africa Production

kboe/d

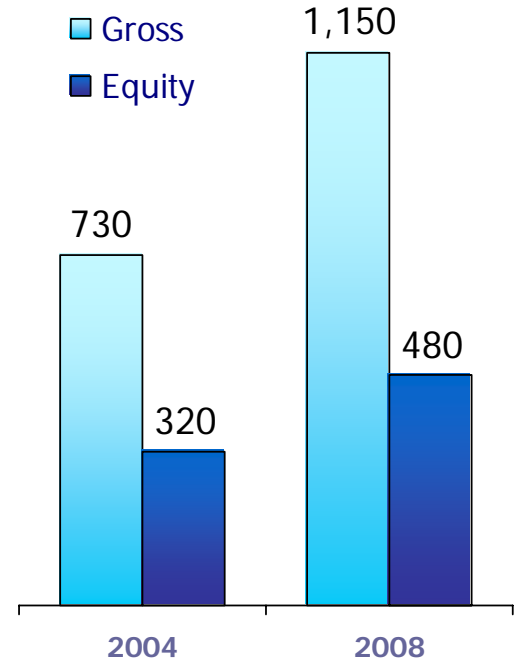


■ Gas
■ Liquids

- CAGR 2004-08
 - Gas +26%
 - Liquids +8%

Operated production

(kboe/d)

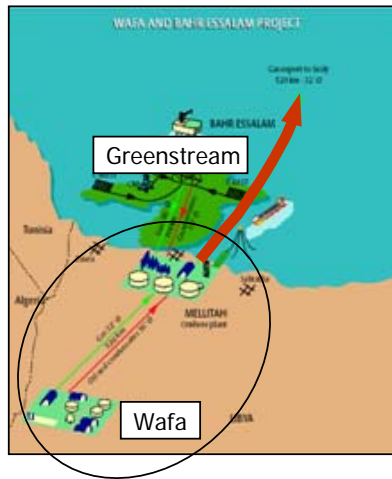




North Africa: projects start-ups

Start-up Oct 04

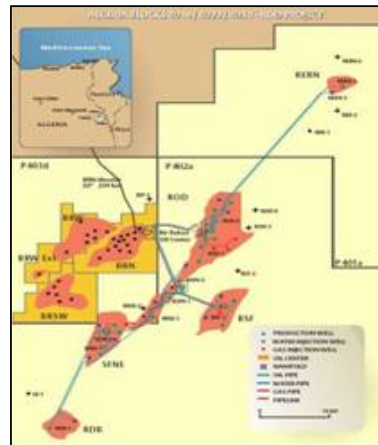
Wafa & Greenstream (Libya)



- Investment* \$ 3.6 bn
 - Reserves 0.65 bn boe
 - Eni share 50% (upstream)
- * Including Greenstream

Oct 04

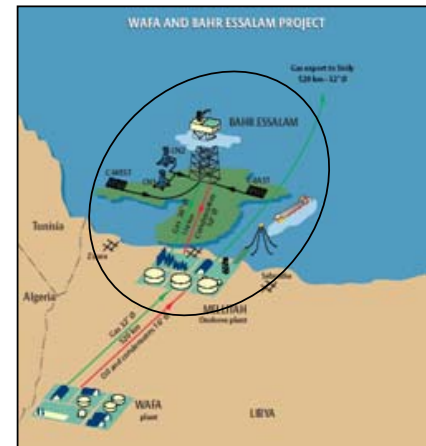
ROD & Satellites (Algeria)



- Investment \$ 0.6 bn
- Reserves 0.3 bn boe
- Eni share 64%

Aug 05

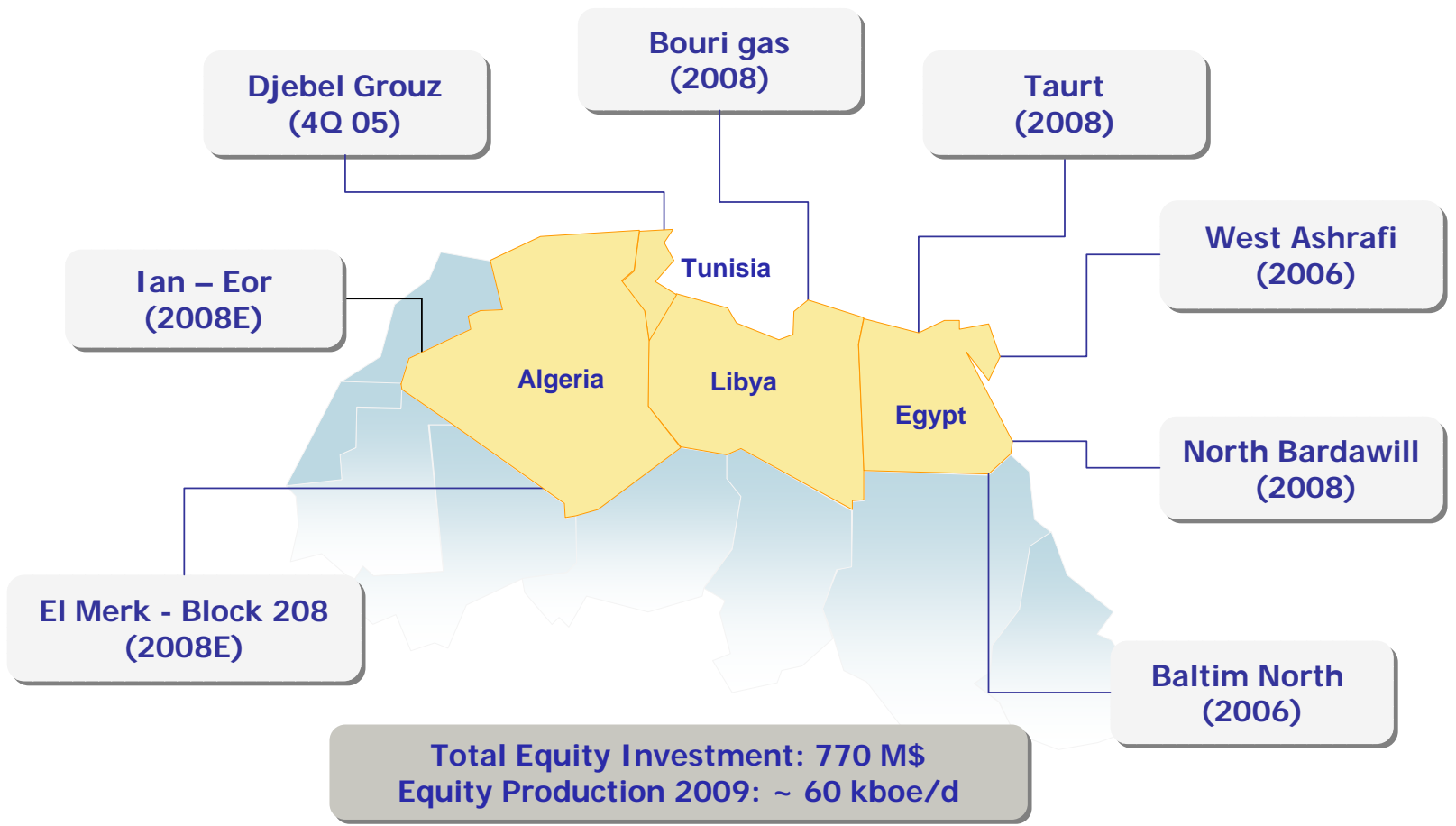
Bahr Essalam (Libya)



- Investment \$ 3.5 bn
- Reserves 1.1 bn boe
- Eni share 50%



North Africa: new projects





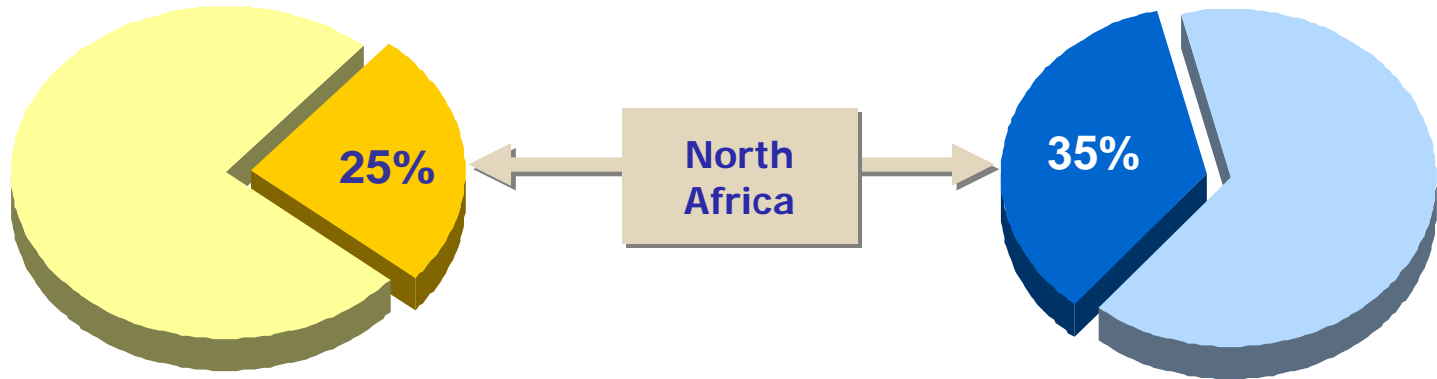
Proved Reserves

December 31, 2004

Total: 7.2 bn boe

Liquids: 4.0 bn bls

Gas: 3.2 bn boe

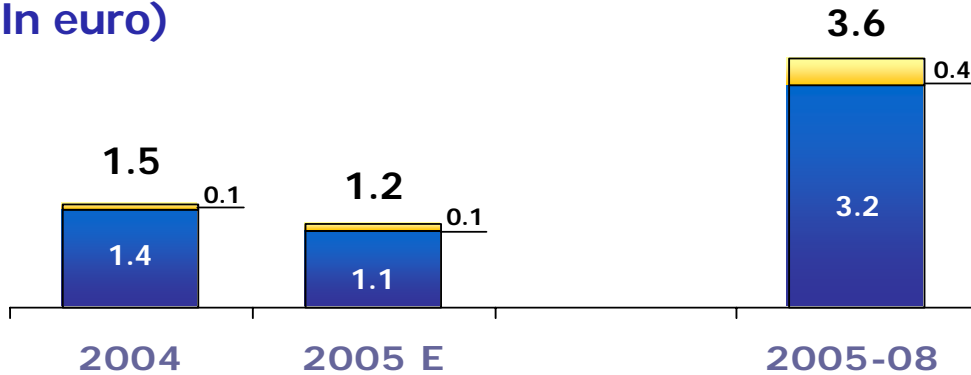


North Africa - 2004 Reserves replacement ratio 169%



Eni North Africa Capex

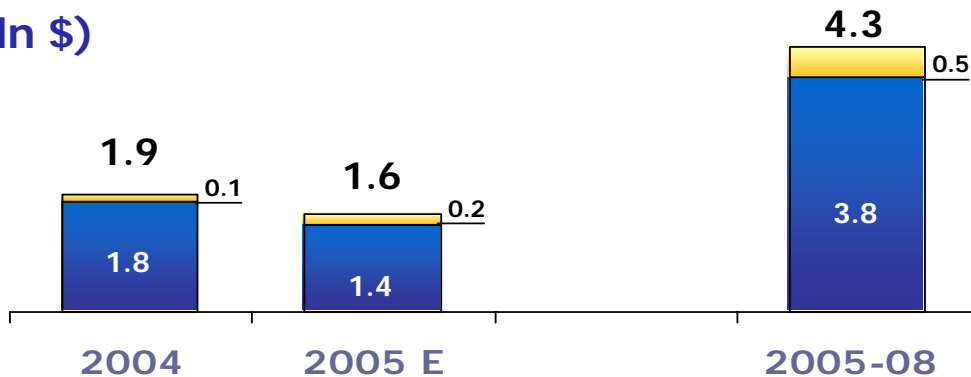
(Bln euro)



North Africa: 21% of 2005-08 E&P Capex

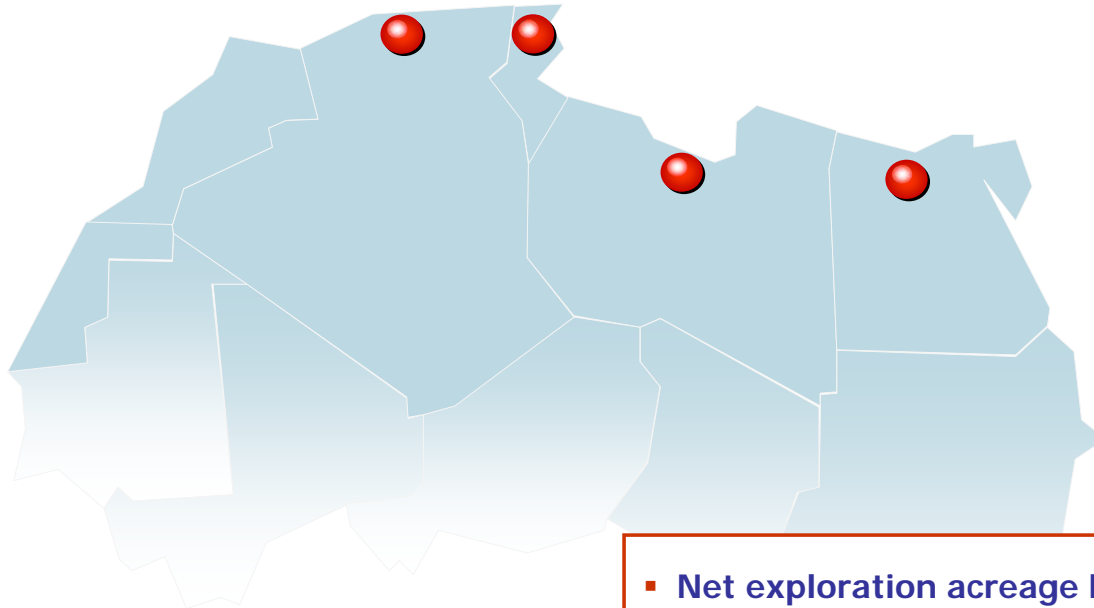
Exploration Development

(Bln \$)





2005 - North Africa Exploration



 Countries with exploration drilling in 2005

	1H 05	1H 04
▪ Net exploration acreage km ²	34,247	33,708
• Operated %	54%	56%
▪ Wells completed/ongoing	8	14
▪ 2D Seismic km	350	110
▪ 3D Seismic km ²	1,300	650



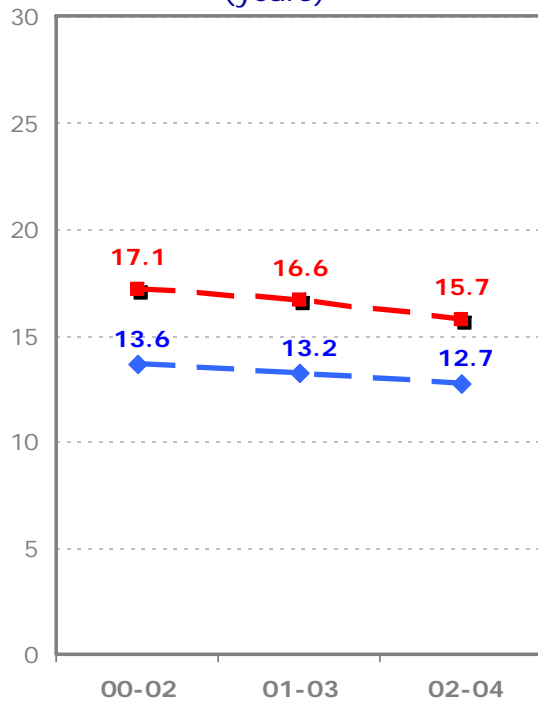
North Africa

—◆— Eni E&P

—◆— Eni North Africa

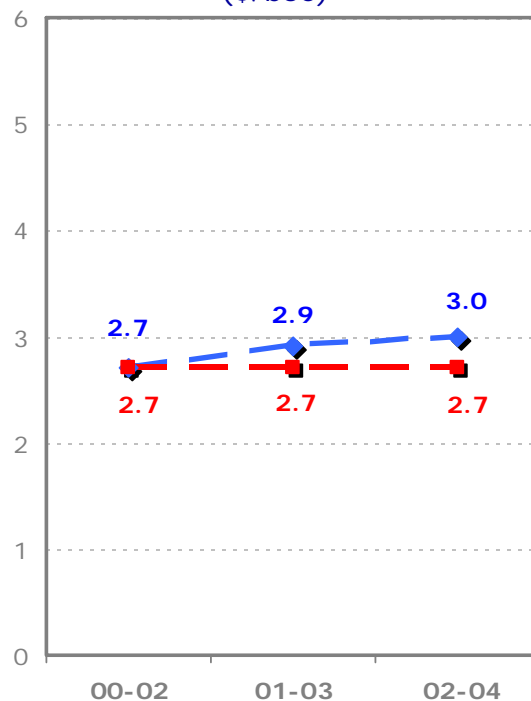
Life index

(years)



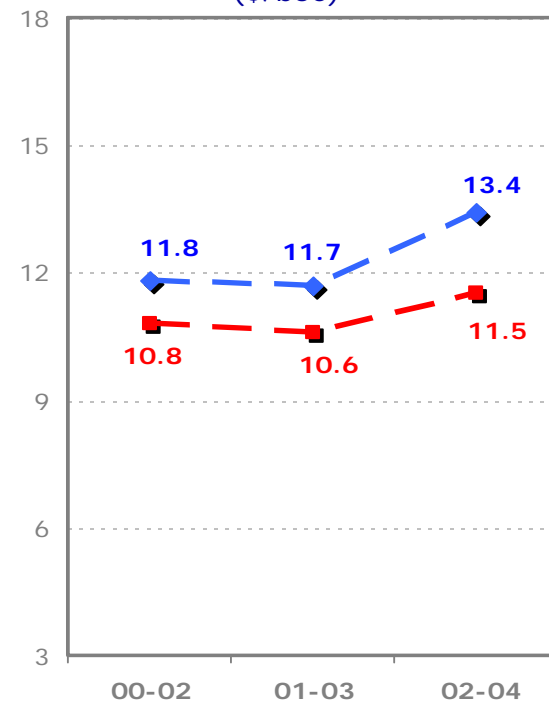
Opex

(\$/boe)



Cash Flow

(\$/boe)

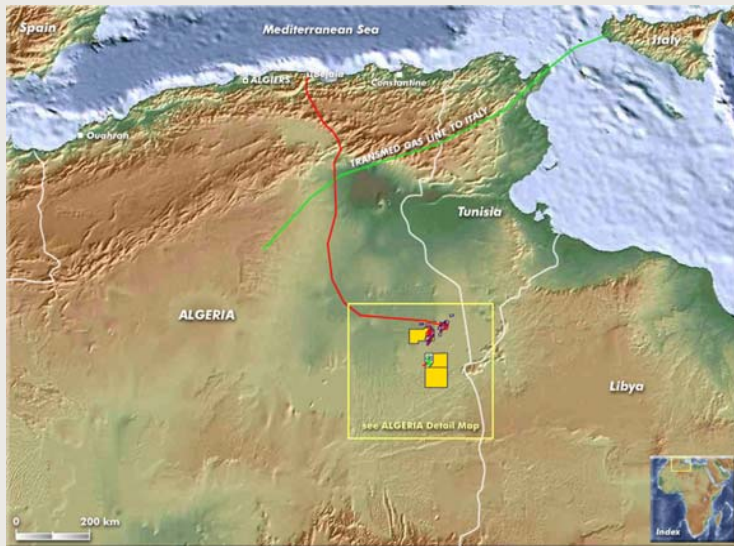


Cash Flow = Net Income + Exploration expenses + DD&A



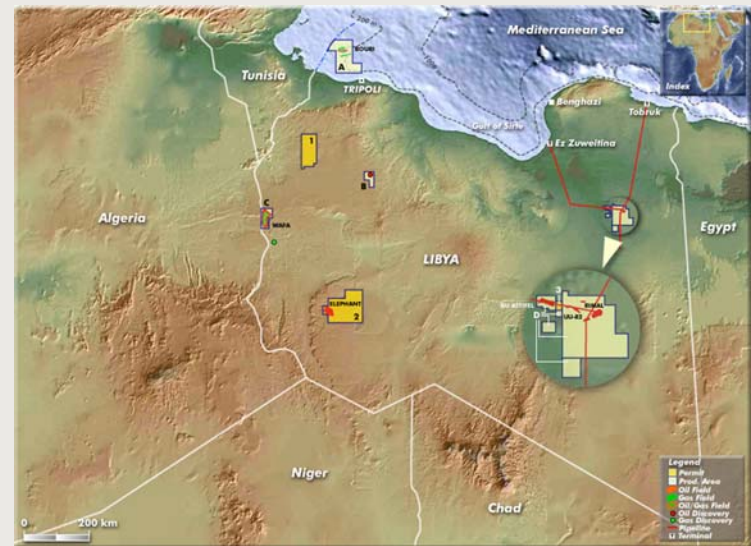
Eni in North Africa - Libya and Algeria

Algeria



- Net acreage : 3,225 sqkm
- Reserves 2P (31.12.04) : 0.3 Bln bls
- Jan-June 05 production : 85,000 boepd

Libya



- Net acreage : 21,268 sqkm
- Reserves 2P (31.12.04) : 1.8 Bln boe
- Jan-June 05 production : 151,000 boepd