October 2026

Corporate Presentation

2026 – 2030

plenitude

LEGAL DISCLAIMER

This document contains forward-looking statements regarding future events and the future results of Plenitude that are based on current expectations, estimates, forecasts, and projections about the industries in which Plenitude operates and the beliefs and assumptions of the management of Plenitude. In addition, Plenitude's management may make forward-looking statements orally to analysts, investors, representatives of the media and others. In particular, among other statements, certain statements with regard to management objectives, trends in results of operations, margins, costs, return on capital, risk management and competition are forward looking in nature. Words such as 'expects', 'anticipates', 'targets', 'goals', 'projects', 'intends', 'plans', 'believes', 'seeks', 'estimates', variations of such words, and similar expressions are intended to identify such forward-looking statements. These forward-looking statements are not guarantees of future performance and are subject to risks, uncertainties, and assumptions that are difficult to predict because they relate to events and depend on circumstances that will occur in the future. Therefore, Plenitude's actual results may differ materially and adversely from those expressed or implied in any forward-looking statements. Factors that might cause or contribute to such differences include, but are not limited to, those discussed in Eni's Annual Reports on Form 20-F filed with the U.S. Securities and Exchange Commission (the "SEC") under the section entitled "Risk factors" and in other sections. These factors include but are not limited to:

- Strong competition worldwide to supply energy to the industrial, commercial and residential energy markets;
- Safety, security, environmental and other operational risks, and the costs and risks associated with the requirement to comply with related regulation, including regulation on GHG emissions;
- Material disruptions arising from political, social and economic instability, particularly in light of the areas in which Plenitude operates;
- Risks associated with the trading environment, competition, and demand and supply dynamics in the natural gas market;
- Laws and regulations related to climate change;
- Risks related to legal proceedings and compliance with anti-corruption legislation;
- Risks arising from potential future acquisitions; and
- Exposure to exchange rate, interest rate and credit risks.

Any forward-looking statements made by or on behalf of Plenitude speak only as of the date they are made. Plenitude does not undertake to update forward-looking statements to reflect any changes in Plenitude's expectations with regard thereto or any changes in events, conditions or circumstances on which any such statement is based. The reader should, however, consult any further disclosures Eni or Plenitude may make in documents it files with or furnishes to the SEC and Consob.

plenitude

INVESTMENT CASE

A GROWING PLAYER IN THE ENERGY TRANSITION

INTEGRATED
Multi-asset ecosystem
Synergies and natural hedging

GROWING
Steady performance
Resilient financial structure

GLOBAL
Mature organization
Operations in >15 countries

plenitude

EBITDA PERFORMANCE

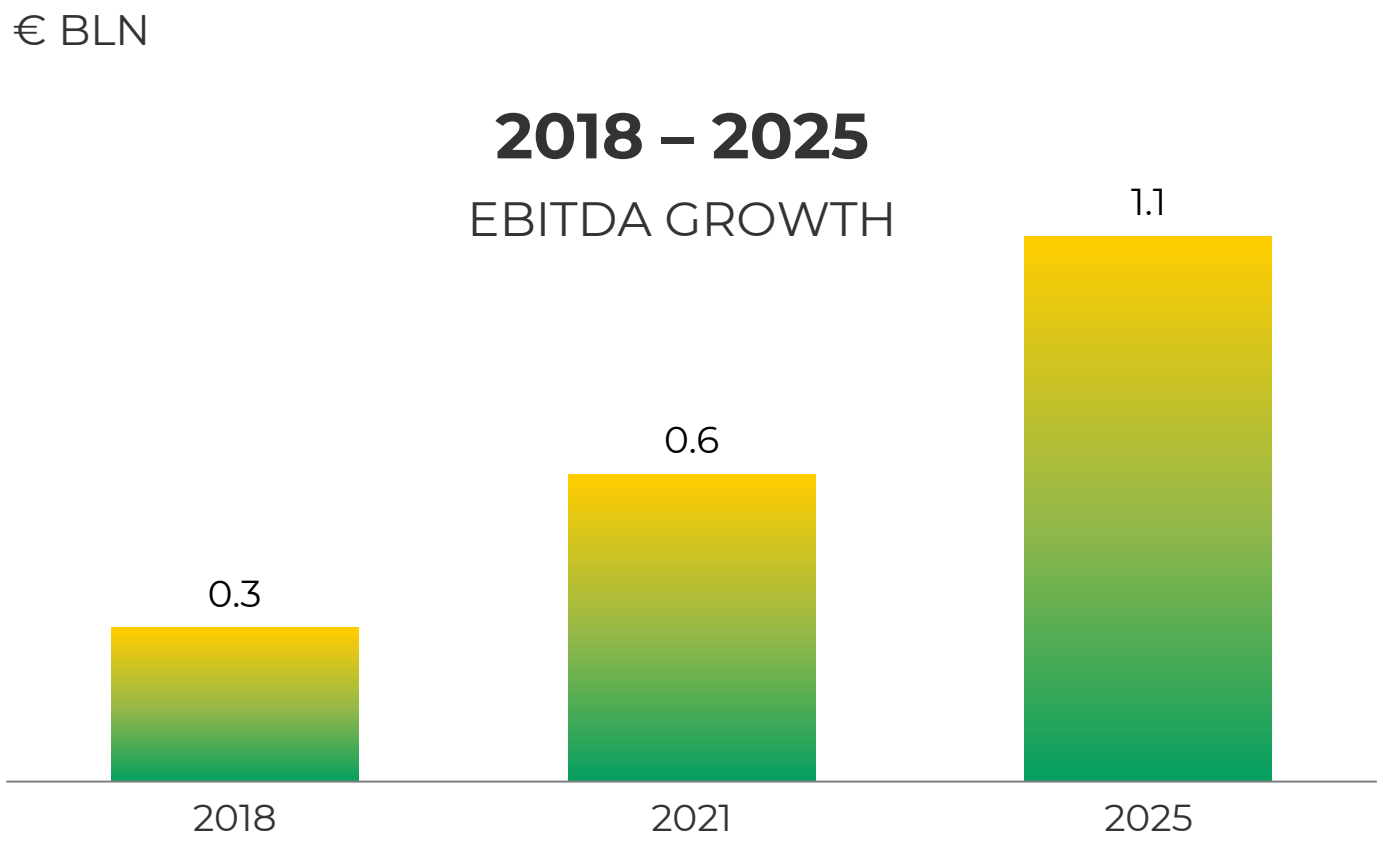

ENTERPRISE VALUE > €13 bln

>3x EBITDA DELIVERED

from 2018 to 2025

GUIDANCE MET

with public targets achieved

ADAPTIVE MODEL

which responded effectively to different cycles

EBITDA is adjusted and includes 100% of the consolidated companies and the pro-quota of the non-consolidated companies.
Enterprise value at the end of September 2026

GROWTH TO 2030

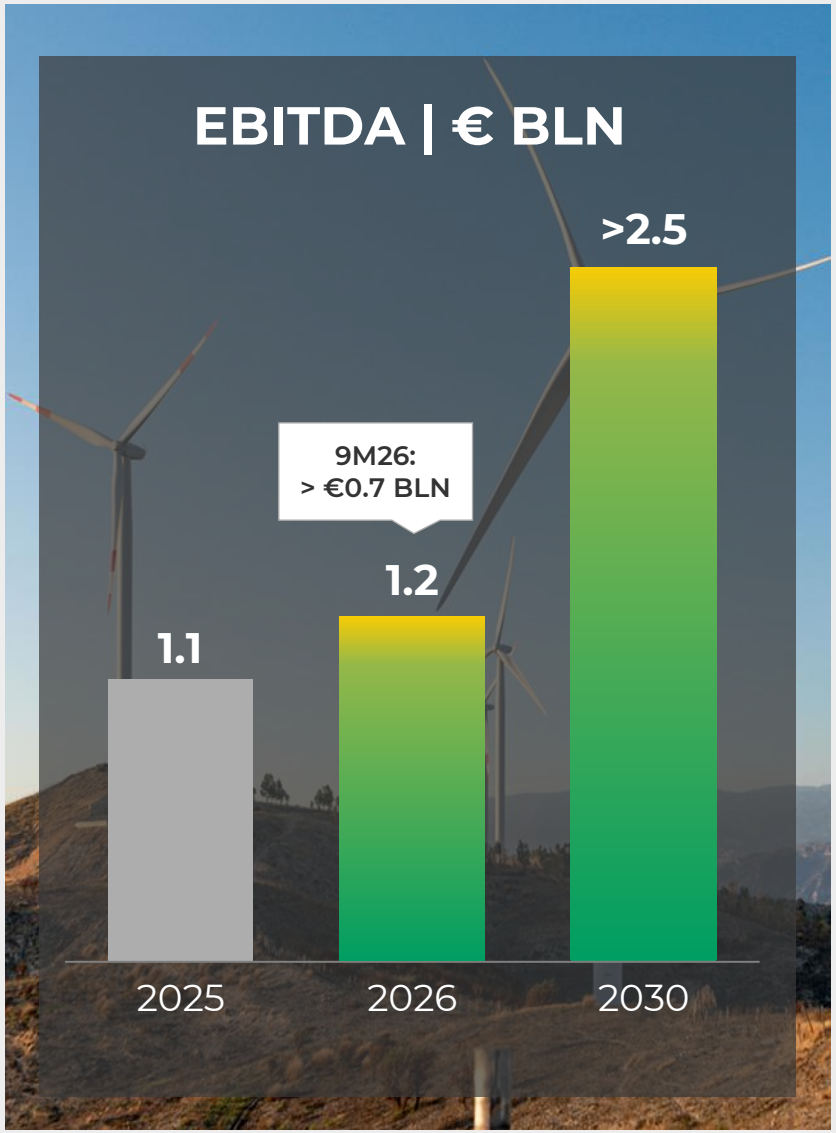

RENEWABLES

INSTALLED CAPACITY | GW

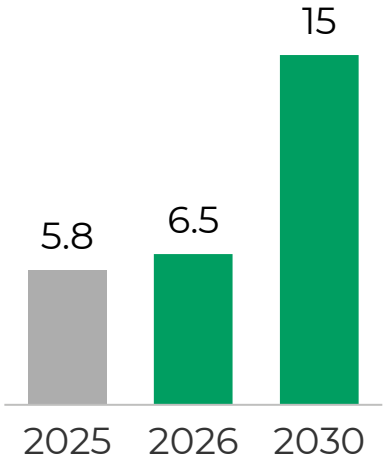

VISIBLE PIPELINE

RETAIL

CUSTOMERS | #MLN

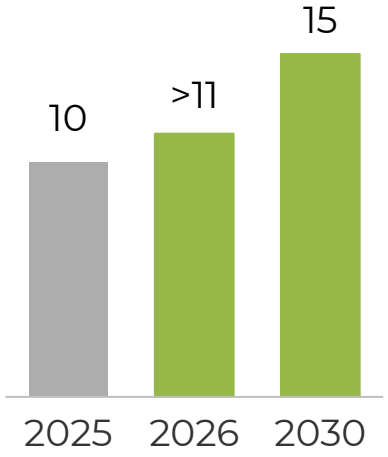

POWER & SOLUTIONS

E-MOBILITY

OWNED PUBLIC CPs | #k

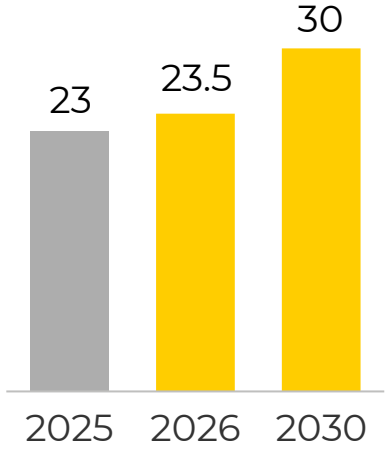

FOCUS ON DC FAST

Installed capacity figure is in Plenitude share. EBITDA is adjusted and includes 100% of the consolidated companies and the pro-quota of the non-consolidated companies

plenitude

RENEWABLES

- Accelerated capacity growth (2.5x to 2030)
- Confirmed footprint: focus on Europe and US; 100% solar, wind and BESS
- Integration with Retail

INSTALLED CAPACITY | GW

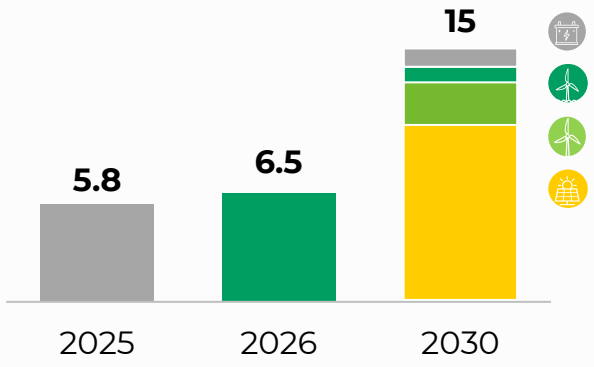

EBITDA | € BLN

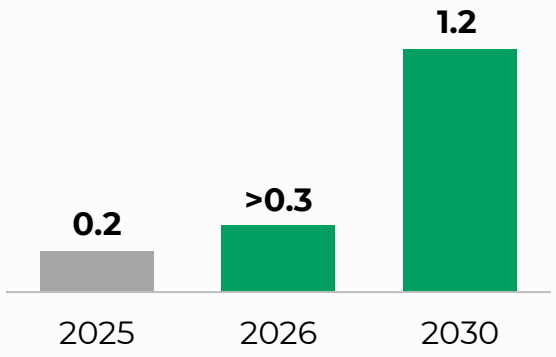

PIPELINE BREAKDOWN

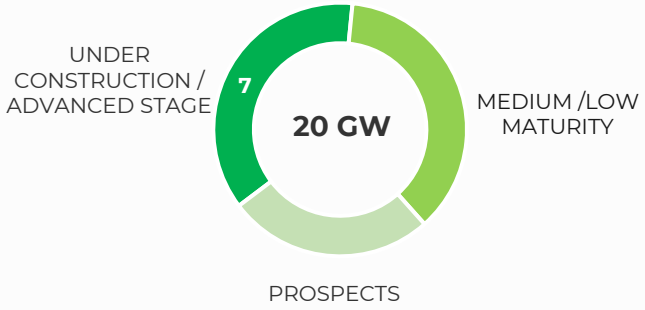

CAPEX | € BLN

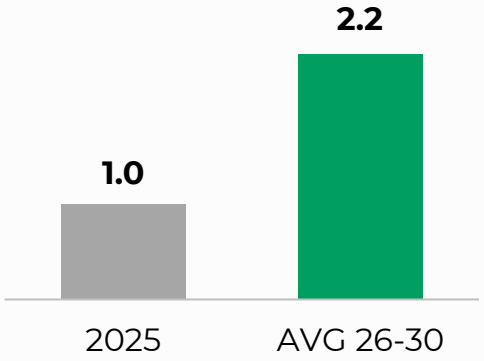

Installed capacity and pipeline figures are in Plenitude share. EBITDA is adjusted and both EBITDA and CAPEX include 100% of the consolidated companies and the pro-quota of the non-consolidated companies. CAPEX include M&A

plenitude

RETAIL

- +50% customers by 2030
- Focus on valuable customers
- >60% power customers in 2030
- Lean and effective operations

CUSTOMERS | MLN

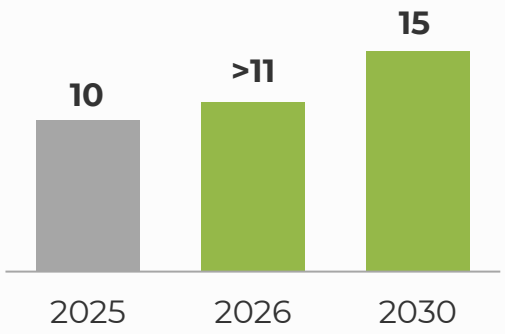

EBITDA | € BLN

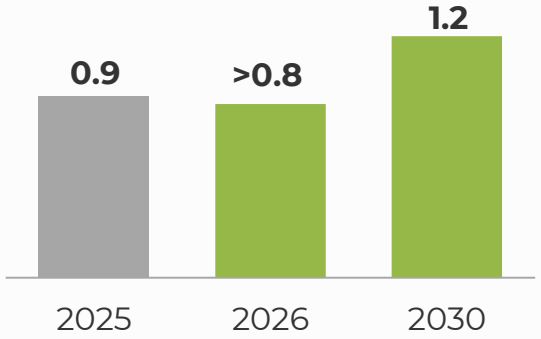

ENERGY MIX

VALUE-ADDED SERVICES

>€100 MLN

avg 26-30 EBITDA contribution

A COMPLETE SUITE FOR B2C & B2B

(PV, STORAGE, EV CHARGING, HVAC, BROADBAND AND OTHERS)

 EBITDA figure is adjusted

plenitude

E-MOBILITY

- +30% network growth by 2030
- Focus on DC 100% public access
- Synergies with retail and Enilive stations
- Partnerships with GDOs and carmakers

OWNED PUBLIC CPs | k

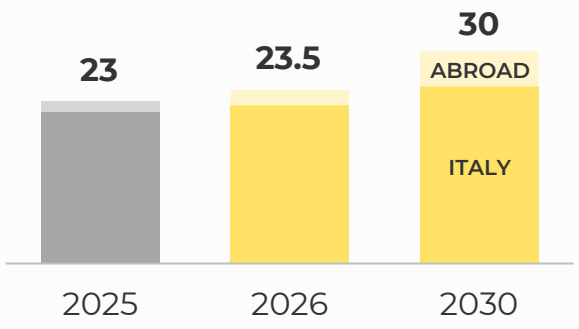

SHARE OF CPs IN OPERATION | %

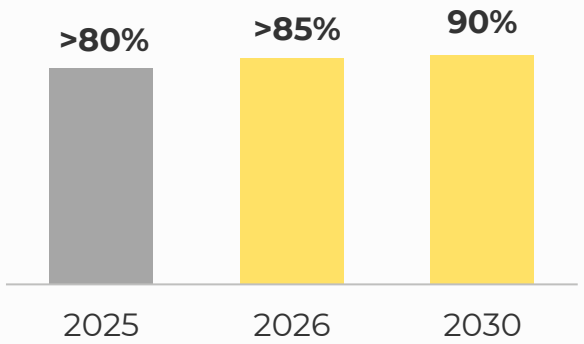

INSTALLED MIX

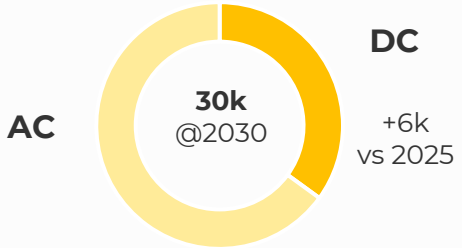

CAPEX | € BLN

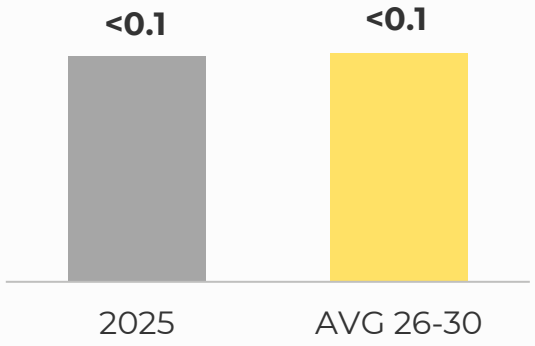

plenitude

KEY CONSOLIDATED DATA

CFFO AND CAPEX
AVG 26-30

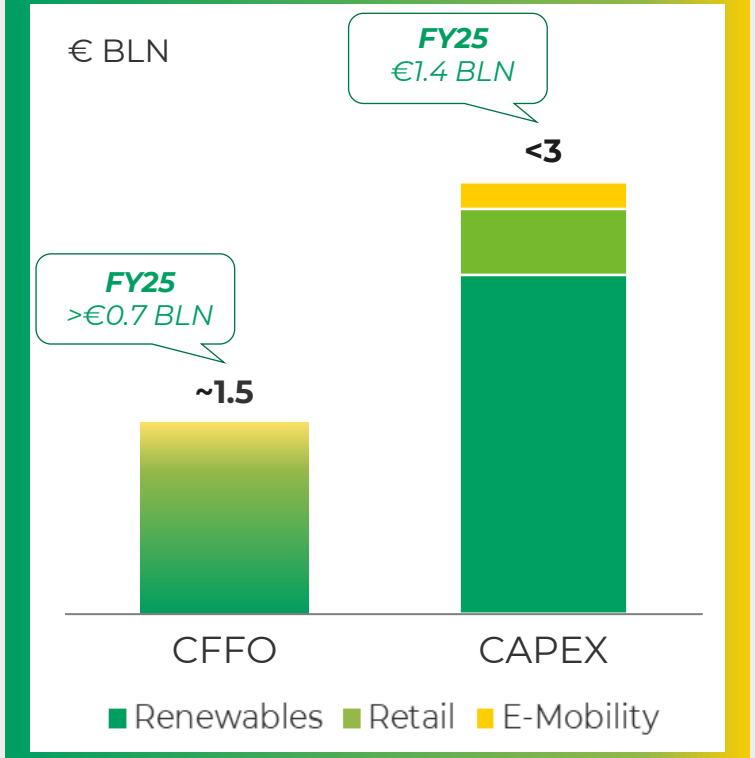

LEVERAGE RATIO
NET DEBT / EBITDA

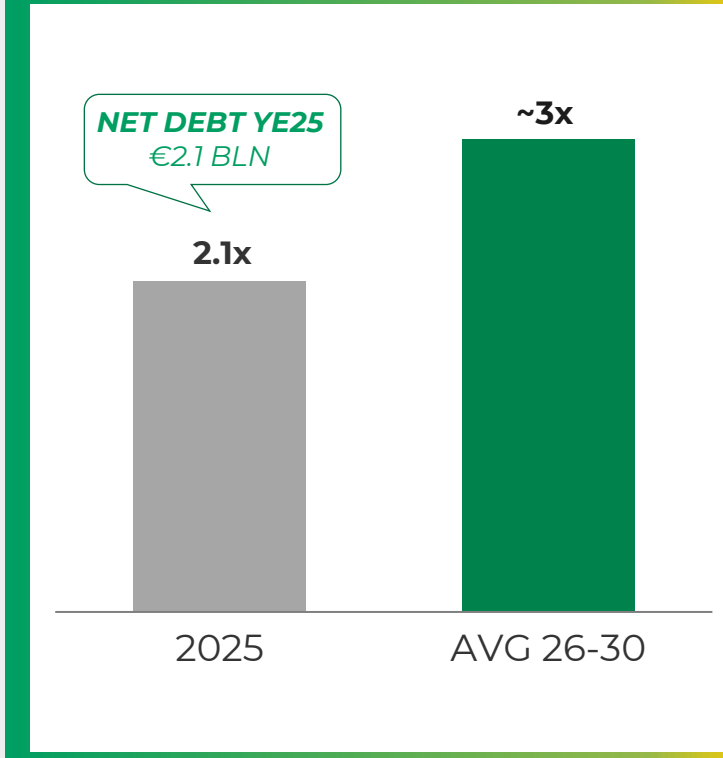

INVESTMENT GRADE CREDIT RATING FROM FITCH AND MOODY'S

Capex includes M&A and both capex and CFFO include 100% of the consolidated companies and the pro-quota of the non-consolidated companies. CFFO before Working Capital variations. Net debt/EBITDA calculated with statutory figures

ANNEX

plenitude

9M26 - MAIN COUNTRIES OF PRESENCE

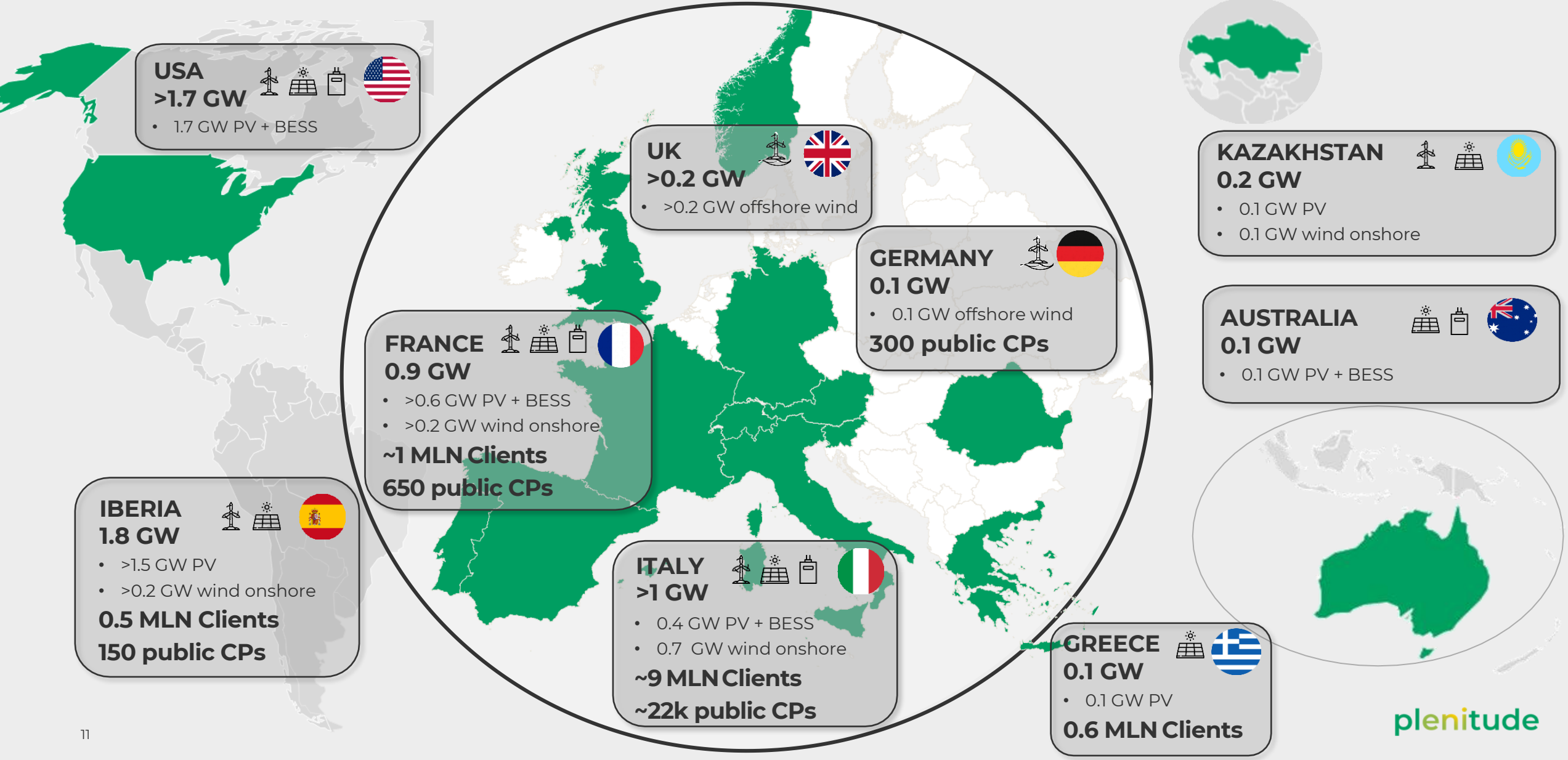

plenitude

RENEWABLES - KEY PROJECTS IN EXECUTION

SOLAR PV | ONSHORE WIND | OFFSHORE WIND | B STORAGE

COUNTRY	PROJECT	WORKING INTEREST	EQUITY INSTALLED CAPACITY *(MW)*	TECHNOLOGY	COMPLETION	YEARLY PRODUCTION *(GWh)*
UK	Dogger Bank	13%	470		2023-2028	2,250
ITALY	BESS Gela/Assemini, Tarsia, Maschito, Scanderberg, and others	100%/65%/51%	280	B	2025-2027	>600
USA	Huisache PV, BESS	100%	276	B	2028	500
SPAIN	Orense	100%	100		2029	>200
GREECE	Mandria	100%	80		2026	>100
KAZAKHSTAN	Mangystau - Aral	51% - 100%	69		2026-2027	>200
FRANCE	Antugnac2	100%	8		2027	>10

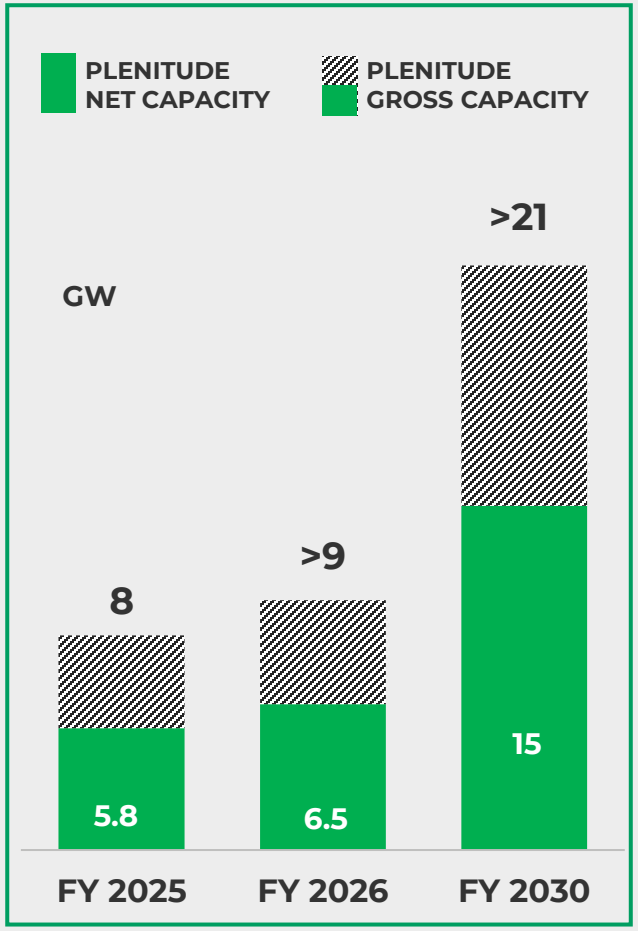

plenitude

12 *For Storage BESS, the yearly production refers to the annual energy dispatched*
Completion represents the final construction stage excluding the grid connection, meaning that all principal components have been installed. Pre-commissioning activities fall within the construction phase

PLENITUDE ESG FOOTPRINT

SINCE 2021 WE ARE A
BENEFIT CORPORATION
with common benefit purposes
into the company bylaws

- GOVERNANCE
- CLIMATE AND EMISSIONS
- BUSINESS SUSTAINABILITY
- PEOPLE
- COMMUNITIES

3 GOOD HEALTH AND WELL-BEING · 4 QUALITY EDUCATION · 5 GENDER EQUALITY · 7 AFFORDABLE AND CLEAN ENERGY · 8 DECENT WORK AND ECONOMIC GROWTH · 9 INDUSTRY, INNOVATION AND INFRASTRUCTURE · 11 SUSTAINABLE CITIES AND COMMUNITIES · 12 RESPONSIBLE CONSUMPTION AND PRODUCTION · 13 CLIMATE ACTION · 17 PARTNERSHIPS FOR THE GOALS

PLENITUDE RECENT ESG RATINGS

S&P Global | Sustainable1

75 PERCENTILE in the Electric Utilities Industry in the S&P Global CSA – *MARCH 2025*

PLATINUM Top 1% ecovadis Sustainability Rating JUL 2026

PLATINUM MEDAL
JULY 2026