

PLENITUDE

1Q26 Results Overview

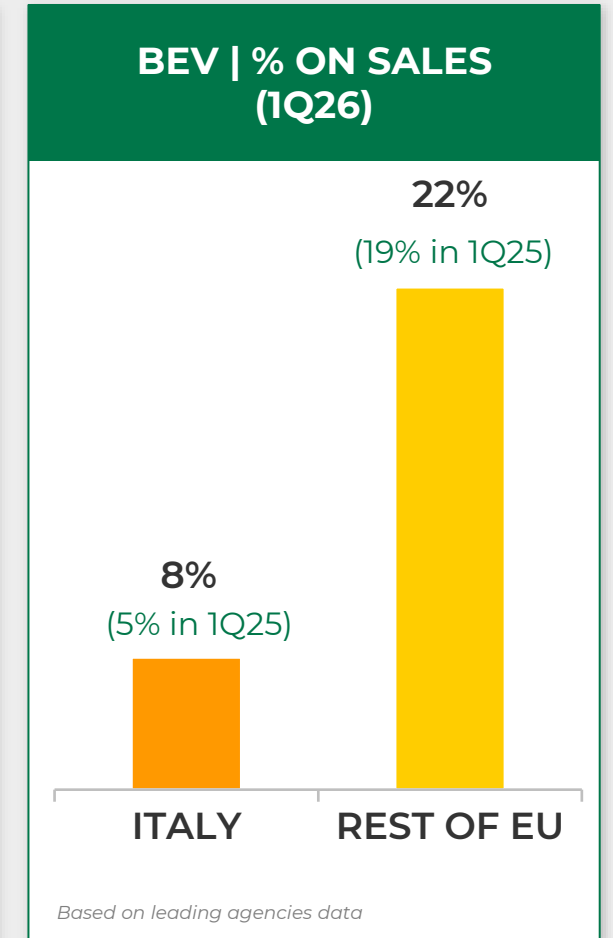
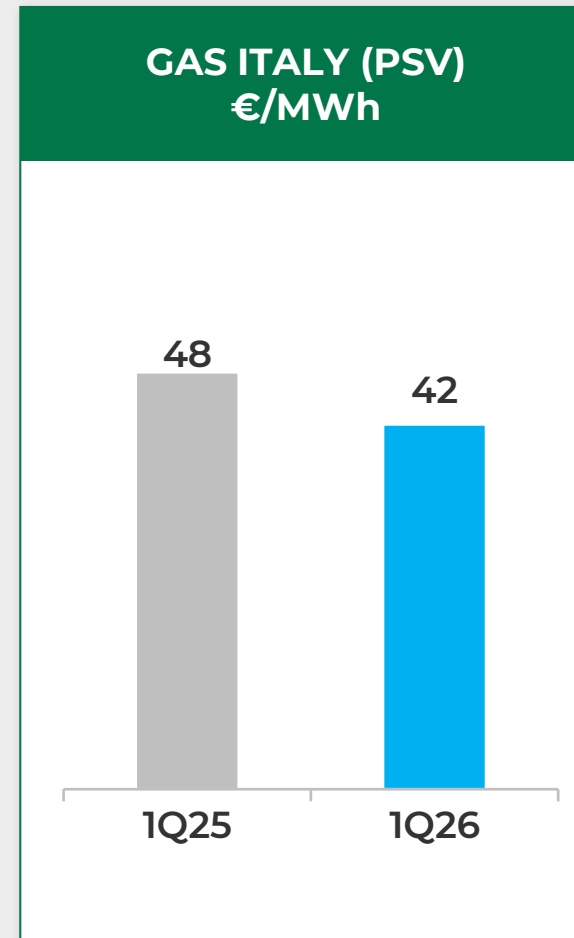
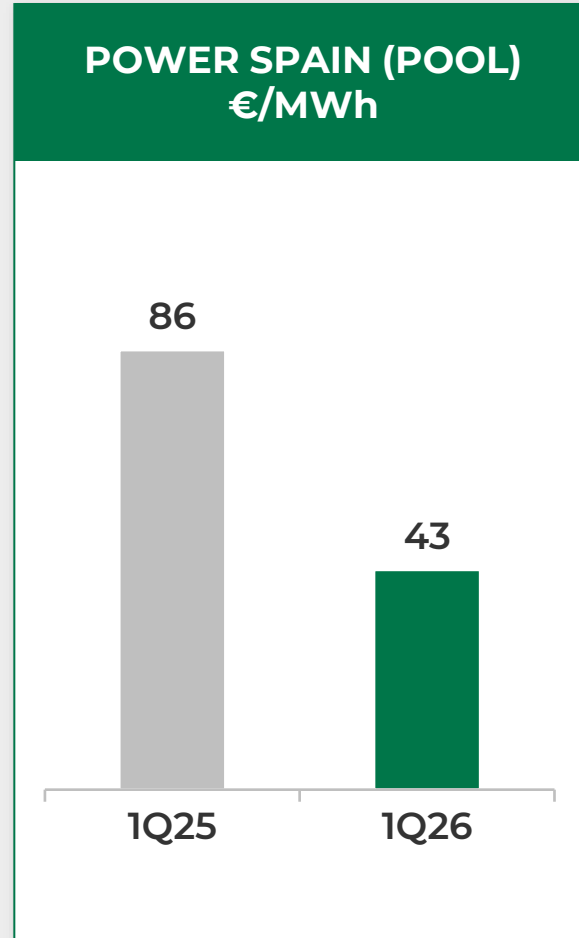
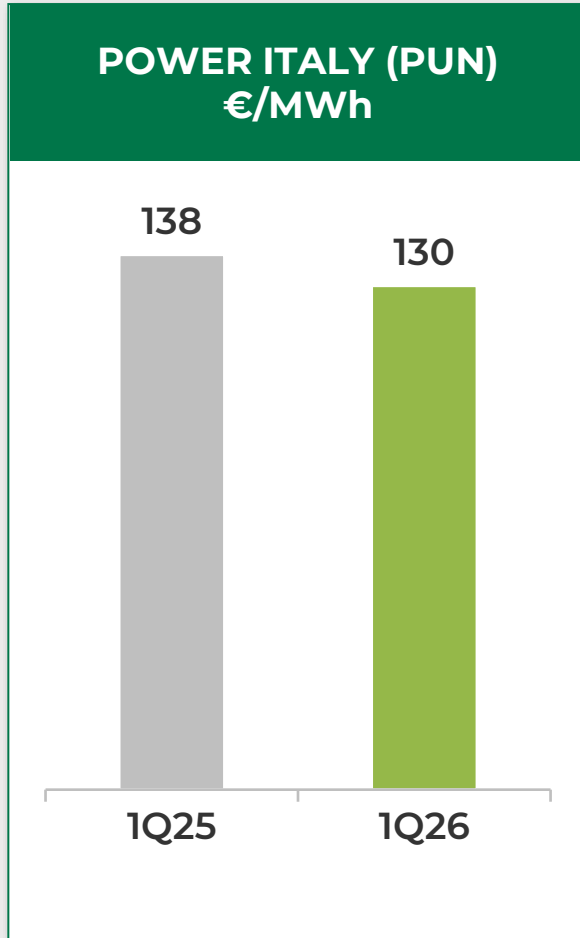
24th April 2026



plenitude

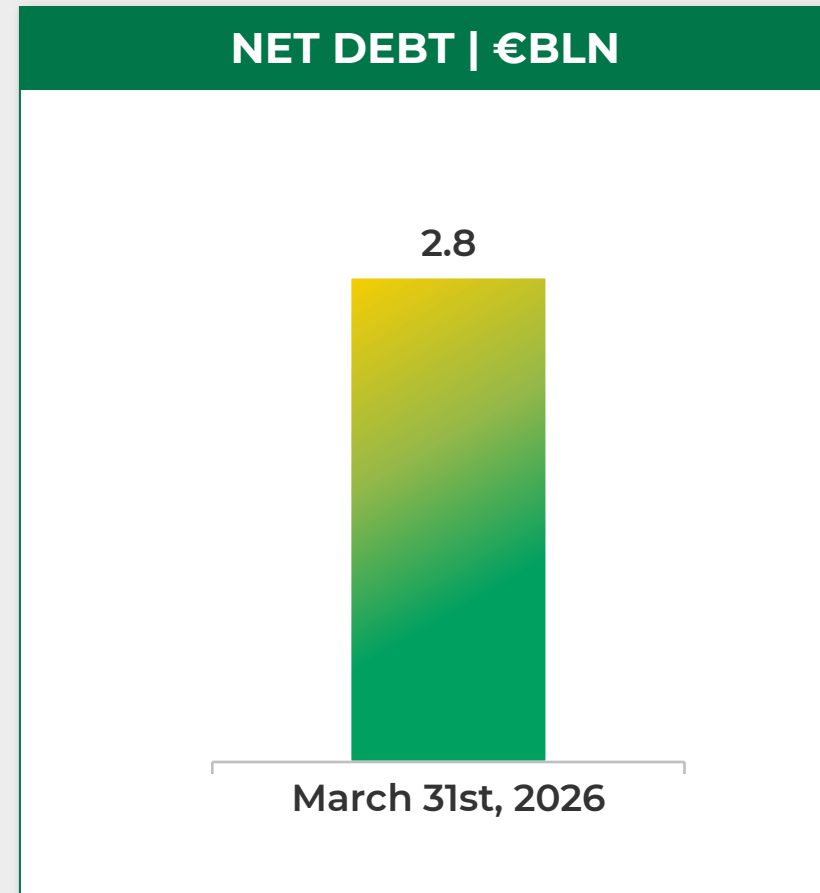
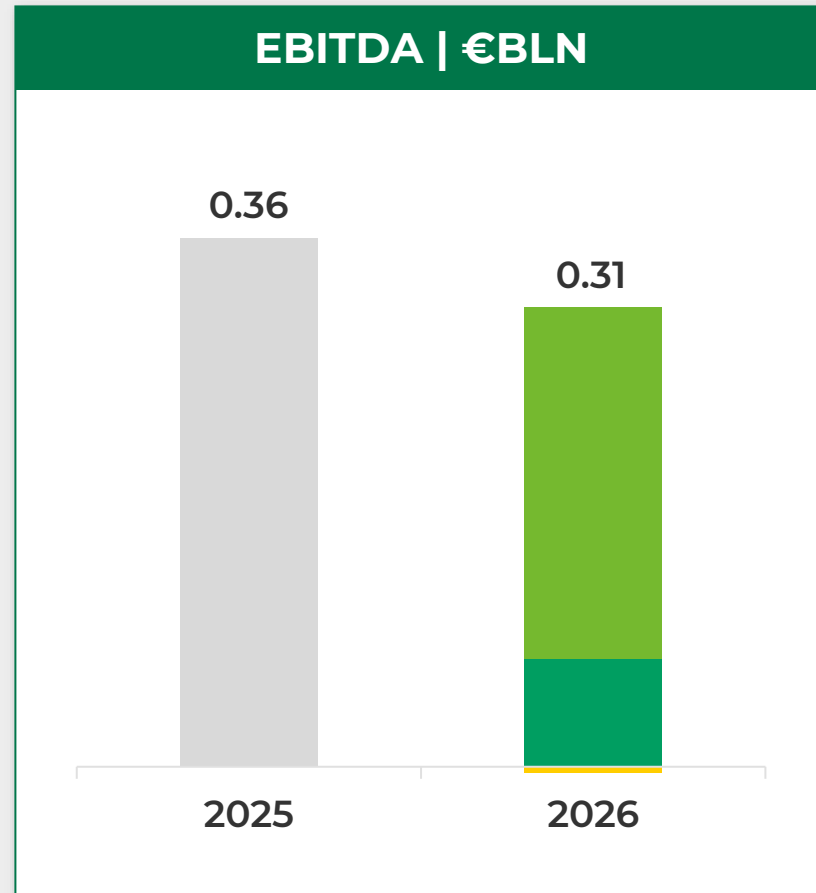
Del Monte – Spain (105 MW)

SCENARIO – KEY VARIABLES



KEY FINANCIALS

■ RETAIL ■ RENEWABLES ■ E-MOBILITY

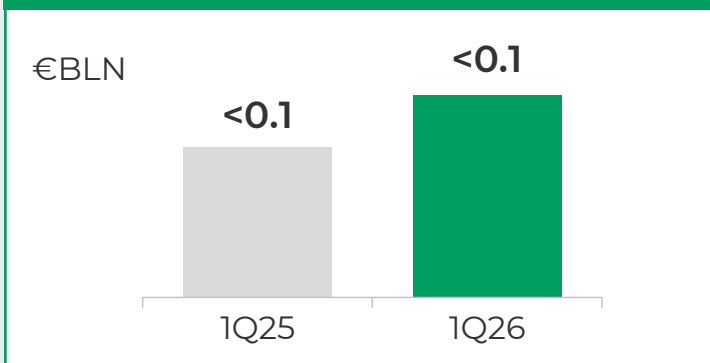


RENEWABLES

OPERATING DATA

	1Q25	1Q26
GW INSTALLED	4.1	5.9
TWh PRODUCTION	1.1	1.8

EBITDA



KEY HIGHLIGHTS

- **Capacity additions 1Q26:** +1.8 GW YoY (+40% vs 1Q25)
- **Production 1Q26:** +0.7 TWh YoY (+60% vs 1Q25)
- **Pipeline in execution:** 1.1 GW, mainly in

 **UK:** 0.3 GW

 **US:** 0.3 GW

 **Spain:** 0.2 GW

 **Italy:** 0.2 GW



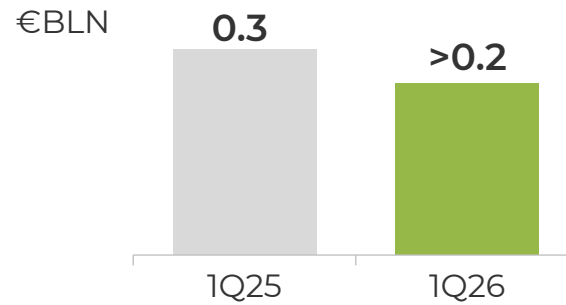
RETAIL

OPERATING DATA

	1Q25	1Q26
MLN CUSTOMERS	10.0	9.8
POWER SHARE	43%	45%

@April: 11 mln

EBITDA



KEY HIGHLIGHTS

- **EBITDA 1Q26:** impacted YoY by increasing competition and lower contribution from energy solutions
- **Customer base:** ca. 11 mln customers @April 2026, with Acea Energia (1.2 mln clients) entering the portfolio



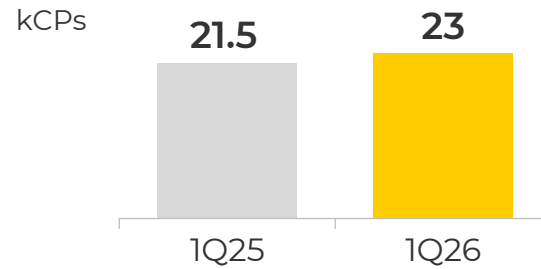
E-MOBILITY

NETWORK DETAILS

	1Q25	1Q26
CPs IN OPERATION SHARE	80%	85%
CPs FAST DC SHARE	16%	19%

CHARGING POINTS (CPs)

Proprietary network installed on ground



KEY HIGHLIGHTS

- **CPs installed 1Q26:** +1.4k new CPs installed YoY (of which 60% DC)
- **Energy delivered 1Q26 :** +50% YoY @1Q26 (proprietary network)
- **% network in operation 1Q26 :** 85% of the installed CPs (+5 p.p. YoY)



OUTLOOK 2026

EBITDA	€1.3 BLN
NET CAPACITY	6.5 GW
CUSTOMERS	11.5 MLN
CHARGING POINTS	24 k

Announced new governance structure and deconsolidation from Eni



7 Notes: EBITDA is adjusted and includes 100% of the consolidated companies and the pro-quota of the non-consolidated companies.

Del Monte – Spain (105 MW)